17911 Von Karman Ave.
Suite 400
Irvine, CA 92614

T 949.727.9336
TRCcompanies.com

November 1, 2019

Ms. Dianna Tickner, P.E.
Director, Decommissioning & Demolition
Vistra Energy Corporation
1500 Eastport Plaza Drive
Collinsville, Illinois 62234
Office: 618.343.7929 *Via Email: Dianna.Tickner@vistraenergy.com*

SITE: **Morro Bay Power Plant – Units 1, 2, 3 and 4, Warehouse/Shipping and Receiving, Maintenance and Administration Buildings**
1290 Embarcadero Road
Morro Bay, California 93442

RE: **Pre-Demolition Asbestos-Containing Materials Survey Revised Report**
TRC Job Number: 330541

Dear Ms. Tickner:

TRC Environmental Corporation (TRC) performed a Pre-Demolition Asbestos-Containing Materials Survey (ACM Survey) for the Morro Bay Power Plant – Units 1, 2, 3 and 4, Warehouse/Shipping and Receiving, Maintenance and Administration Buildings at 1290 Embarcadero Road in the City of Morro Bay, California (Project Site). This report presents the results of the ACM Survey conducted on September 16-20, 2019.

In summary, regulated levels of asbestos were identified at the Project Site and will require abatement by appropriately licensed and trained contractors prior to demolition of the structures. If you have any questions regarding this project, please call me at 949.727.7336.

Sincerely,
TRC Environmental Corporation

Chris Blake, CAC, CDPH
BSI Practice Leader, Irvine

Michelle Campbell, CMC, CDPH, CAC, CIH
Industrial Hygiene Program Director

Enclosure

Pre-Demolition Asbestos-Containing Materials Survey Revised Report

Morro Bay Power Plant
Units 1, 2, 3 and 4, Warehouse/Shipping and Receiving, Maintenance and Administration Buildings

1290 Embarcadero Road
Morro Bay, California 93442

Prepared For:

Vistra Energy Corporation
1500 Eastport Plaza Drive
Collinsville, Illinois 62234

November 1, 2019

Prepared By:

17911 Von Karman Avenue, Suite 400
Irvine, California 92614

TRC Project No: 330541

TABLE OF CONTENTS

1.0 INTRODUCTION AND PURPOSE 1

2.0 BUILDING DESCRIPTION 1

3.0 ASBESTOS SURVEY INSPECTION 3

3.1 Background for Classifying Asbestos-Containing Materials 3
3.2 Asbestos Sampling and Analytical Procedures 3
3.3 Previously Identified Asbestos-Containing Materials (ACM) 4
3.4 Asbestos Findings 4
3.5 Asbestos-Containing Materials (ACM) 4
Table 1 – Summary of Asbestos-Containing Materials –Unit 1 Boiler 5
Table 2 – Summary of Asbestos-Containing Materials –Unit 2 Boiler 12
Table 3 – Summary of Asbestos-Containing Materials –Units 1&2 Exterior and Stack 17
Table 4 – Summary of Asbestos-Containing Materials –Unit 3 Boiler 18
Table 5 – Summary of Asbestos-Containing Materials –Unit 4 Boiler 26
Table 6 – Summary of Asbestos-Containing Materials –Units 3&4 Control Room 32
Table 7 – Summary of Asbestos-Containing Materials – Warehouse/Shipping and Receiving Building 33
Table 8 – Summary of Asbestos-Containing Materials – Administration Building 34
3.6 Asbestos-Containing Construction Materials (ACCMs) 36
Table 9 – Summary of Asbestos-Containing Construction Materials – Administration Building 36
3.7 Previously Identified Asbestos-Containing Materials 37
Table 10 – Summary of Previously Identified Asbestos-Containing Materials 37
3.8 Assumed Asbestos-Containing Materials 39
3.9 Negative (i.e. None Detect) Materials 39
Table 11 – Summary of Materials with No Detectable Asbestos Concentrations – Unit 1 Boiler 39
Table 12 – Summary of Materials with No Detectable Asbestos Concentrations – Unit 2 Boiler 40
Table 13 – Summary of Materials with No Detectable Asbestos Concentrations – Units 1&2 Control Room 40
Table 14 – Summary of Materials with No Detectable Asbestos Concentrations – Units 1&2 Exterior and Stack 41
Table 15 – Summary of Materials with No Detectable Asbestos Concentrations – Unit 3 Boiler 42
Table 16 – Summary of Materials with No Detectable Asbestos Concentrations – Unit 4 Boiler 43
Table 17 – Summary of Materials with No Detectable Asbestos Concentrations – Units 3&4 Control Room 44
Table 18 – Summary of Materials with No Detectable Asbestos Concentrations – Units 3&4 Exterior 44
Table 19 – Summary of Materials with No Detectable Asbestos Concentrations – Warehouse/Shipping and Receiving 45
Table 20 – Summary of Materials with No Detectable Asbestos Concentrations – Maintenance Building 45
Table 21 – Summary of Materials with No Detectable Asbestos Concentrations – Administration Building 46

4.0 CONCLUSIONS AND RECOMMENDATIONS 47

ACM and ACCM 47

5.0 DISCLAIMER 47

6.0 SIGNATORY PAGE 48

APPENDICES

APPENDIX A PERSONNEL CERTIFICATIONS
APPENDIX B SAMPLE LOCATION PLOTS
APPENDIX C BULK ASBESTOS SAMPLE LABORATORY ANALYTICAL REPORTS AND CHAIN OF CUSTODY RECORDS
APPENDIX D TRC MOBILE DATA SOLUTIONS APPLICATION DATA
APPENDIX E PREVIOUS REPORTS AND WASTE MANIFEST

1.0 Introduction and Purpose

TRC Environmental Corporation (TRC) has been contracted by Vistra Energy Corporation (Client) to conduct a Pre-Demolition Asbestos-Containing Materials Survey (ACM Survey) prior to the demolition of the following structures at the Morro Bay Power Plant located at 1290 Embarcadero Road in the City of Morro Bay, California (Project Site): Units 1, 2, 3 and 4; Warehouse/Shipping and Receiving; Maintenance and Administration Buildings.

This ACM Survey was conducted to assist in ascertaining abatement cost estimates prior to the demolition of the Project Site structures and included the following key elements: asbestos-containing materials/asbestos-containing construction materials (ACMs/ACCMs) survey. Note that roofing materials and any suspect asbestos-containing materials associated with electrical systems (i.e. wire wrap, arc blocks etc.) were excluded from the survey.

The ACM survey was performed from September 16 through September 20, 2019, by the following TRC representatives: Mr. Chris Blake, Mr. Kartik Bhatt, Ms. Michelle Campbell, Ms. Sabrina Chan, Mr. Matthew Cuda, Mr. Tanis Gaines and Mr. Hector Gonzalez; all of whom are U.S. Environmental Protection Agency (EPA) Accredited Asbestos Hazard Emergency Response Act (AHERA) Asbestos Building inspectors and licensed asbestos professionals with the California Department of Occupational Safety and Health (DOSH). Personnel certifications are provided in Appendix A.

2.0 Building Description

The Morro Bay Power Plant is a natural gas-powered (converted from coal) electricity generating plant that has been closed since 2014. The Power Block contains four (4) decommissioned boiler units referred to as “Unit 1”, “Unit 2”, “Unit 3” and “Unit 4”, and attached is a single-story warehouse building; single level maintenance building with mezzanine; and a 3-story administration building. The structures were constructed circa 1960’s. Refer to Figures 1 and 2 for depiction of the Project Site buildings.

Figure 1 – Morro Bay Power Block



Figure 2 – Morro Bay Power Block (Google Earth Image)



3.0 Asbestos Survey Inspection

3.1 Background for Classifying Asbestos-Containing Materials

The U.S. Environmental Protection Agency (EPA), San Luis Obispo County Air Pollution Control District (SLOCAPCD) and the California Occupational Safety and Health Administration (Cal/OSHA) define asbestos-containing material (ACM) as follows:

1. Friable asbestos-containing material (ACM), is any material containing more than one percent (1%) asbestos as determined using the method specified in Appendix A, Subpart F, 40 CFR Part 763, Section 1, Polarized Light Microscopy (PLM), that, when dry, can be crumbled, pulverized or reduced to powder by hand pressure.

2. Non-friable ACM is any material containing more than one percent (1%) asbestos as determined using the PLM method that, when dry, cannot be crumbled, pulverized, or reduced to powder by hand pressure. Non-friable ACMs are further defined into two categories:

    a. Category I (Cat I) - Category I non-friable ACM is any asbestos-containing packing, gasket, resilient floor covering or asphalt roofing product which contains more than one percent (1%) asbestos as determined using the PLM method; and

    b. Category II (Cat II) - Category II non-friable ACM is any material, excluding Category I non-friable ACM, containing more than one percent (1%) asbestos as determined using the PLM method that, when dry, cannot be crumbled, pulverized, or reduced to powder by hand pressure.

3. Regulated Asbestos-Containing Material (RACM) is (a) friable asbestos material, (b) Category I non-friable ACM that has become friable, (c) Category I non-friable ACM that will be or has been subjected to sanding, grinding, cutting or abrading, or (d) Category II non-friable ACM that has a high probability of becoming or has become crumbled, pulverized, or reduced to powder by the forces expected to act on the material in the course of demolition operations.

In addition, Cal/OSHA includes the term asbestos-containing construction material (ACCM), as any manufactured construction material containing greater than one tenth of one percent (>0.1%) asbestos as determined by the PLM 1000-point count method (EPA Method 600/R-93/116).

3.2 Asbestos Sampling and Analytical Procedures

Representative bulk samples of suspect asbestos-containing building materials were randomly collected from the identified homogenous building material applications. Homogenous material determination was based on the following criteria:

- Similar physical characteristics (same appearance, age, color and texture, etc.);
- Application (e.g. sprayed or trowel-on, assembly into a system, etc.); and
- Material function (e.g. thermal insulation, floor tile, wallboard system, etc.).

Laboratory services for asbestos analyses were provided by EMSL Analytical, Inc. (EMSL). Due to the large volume of samples, analysis was performed by the following EMSL laboratory locations: EMSL San Diego, California (National Voluntary Laboratory Accreditation Program [NVLAP] 200855-0); EMSL Kernersville, North Carolina (NVLAP 102104-0); and EMSL Indianapolis, Indiana (NVLAP 200188-0).

Asbestos bulk samples were analyzed by PLM utilizing the EPA's Test Methods: Methods for the Determination of Asbestos in Bulk Building Materials (EPA 600/R-93/116, July 1993).

PLM analysis was performed by visual observation of the bulk sample and by microscopic analysis using dispersion staining (D/S) methodology. Bulk samples were analyzed for asbestiform minerals (Chrysotile, Amosite, Crocidolite, Anthophyllite, Actinolite, and Tremolite), fibrous non-asbestos constituents (mineral wool, cellulose, etc.), and non-fibrous constituents. Using a stereoscope, the microscopist visually estimated the relative amounts of each constituent by determining the estimated area of the asbestos compared with the area estimate of the total sample.

3.3 Previously Identified Asbestos-Containing Materials (ACM)

TRC previously performed Asbestos and Lead-Based Paint Survey and provided a *Limited Supplemental Asbestos Survey Report* dated July 8, 2014 and a *Limited Asbestos and Lead-Based Paint Survey Report* dated March 11, 2014. TRC was provided with an *Asbestos Removal Table and Dates* along with a copy of the associated waste manifest documentation dated July, August, September and October, 2014. Therefore, summarized asbestos bulk sample data and reported removal status for Units 1, 2, 3 and 4 are incorporated into TRC's Pre-Demolition ACM Survey Report.

3.4 Asbestos Findings

Suspect ACM/ACCM were surveyed, sampled, and analyzed for asbestos content. Typical suspect materials included thermal system insulation (pipe insulation, boiler insulation, tank wrap, fitting and valve insulation and fabric backings), gaskets, drain piping, wall panels, drywall systems, wall plaster, suspended ceiling panels, ceiling tiles, floor tiles, floor finish adhesives, cove base, cove base adhesive, caulking, and various fiber reinforced materials. Non-suspect asbestos materials that were not sampled included glass, metal, wood, rubber, fiberglass, mineral wool, and foam glass.

3.5 Asbestos-Containing Materials (ACM)

Asbestos was detected in concentrations exceeding one percent (1%) in the following materials sampled during the asbestos survey. Results of the asbestos survey indicated the presence of detectable asbestos in the following materials:

Table 1 – Summary of Asbestos-Containing Materials –Unit 1 Boiler

Unit 1 Boiler							
Sample Number	**Material**	**Sample Location(s)**	**Percentage / Type of Asbestos**	**Approx. Quantity**	**Condition**	**Type**	**NESHAP Category**
Elevation 6'							
U1-E6-001A U1-E6-001B (U1-E6-001C)	8" OD Pipe Run Insulation	West by Column P4 and N4 Center by Column J4	30% Amosite 60% Chrysotile	1,127 Linear Feet (LF)	Good	TSI	RACM
U1-E6-002A U1-E6-002B U1-E6-002C	8" OD Pipe Elbow Insulation	West by Column P4 and N4 Center by Column L2	15% Amosite 40% Chrysotile 5% Crocidolite	98 Each	Good	TSI	RACM
U1-E6-003A U1-E6-003B U1-E6-003C	6" OD Pipe Run Insulation	West by Column P4 and N2 Center by Column J4	20% Amosite 60% Chrysotile	1,656 LF	Good	TSI	RACM
U1-E6-004A U1-E6-004B U1-E6-004C	6" OD Pipe Elbow Insulation	West by Column P4, N4 and H5	25% Amosite 65% Chrysotile <1% Crocidolite	245 Each	Good	TSI	RACM
U1-E6-005A (U1-E6-005B) (U1-E6-005C)	4" OD Pipe Run Insulation	West by Column N4 Center by Column J6	10% Amosite 60% Chrysotile	609 LF	Good	TSI	RACM
U1-E6-006A (U1-E6-006B) (U1-E6-006C)	4" OD Pipe Elbow Insulation	West by Column N4 Center by Column J6	5% Amosite 70% Chrysotile	162 Each	Good	TSI	RACM
U1-E6-007A U1-E6-007B U1-E6-007C	24" OD Pipe Run Insulation	West by Column N2 Center by Column L2 and J4	10% Amosite 60% Chrysotile	270 LF	Good	TSI	RACM

Unit 1 Boiler							
Sample Number	**Material**	**Sample Location(s)**	**Percentage / Type of Asbestos**	**Approx. Quantity**	**Condition**	**Type**	**NESHAP Category**
(U1-E6-008A) U1-E6-008B U1-E6-008C	24" OD Pipe Elbow Insulation	West and Center by Column L2	10% Amosite 60% Chrysotile 2% Crocidolite	6 Each	Good	TSI	RACM
U1-E6-009A U1-E6-009B U1-E6-009C	12" OD Valve Insulation	North by Column BB5 West by Column N4	10% Amosite 30% Chrysotile <1% Crocidolite	27 Each	Good	TSI	RACM
U1-E6-010A U1-E6-010B U1-E6-010C	12" OD Pipe Run Insulation	North by Column BB5 Center by Column H65	30% Amosite 40% Chrysotile	803 LF	Good	TSI	RACM
U1-E6-011A U1-E6-011B U1-E6-011C	12" OD Pipe Elbow Insulation	North by Column BB5 Center by Column H65	20% Amosite 60% Chrysotile	86 Each	Good	TSI	RACM
U1-E6-013A	7" OD Gray Gaskets	West Waste Sump by Column P4	30% Chrysotile	3 Each	Significantly Damaged	M	CAT II
Elevation 15', [and 28']							
U1-E15-017A U1-E15-017B U1-E15-017C	16" OD Valve Insulation	West by Elevator and Pumps within second containment	40% Amosite 60% Chrysotile	18 Each	Good	TSI	RACM
U1-E15-018A	32" OD Tank Insulation (15' in length)	West by Elevator	70% Chrysotile	130 Square Feet (SF)	Good	TSI	RACM

Unit 1 Boiler							
Sample Number	**Material**	**Sample Location(s)**	**Percentage / Type of Asbestos**	**Approx. Quantity**	**Condition**	**Type**	**NESHAP Category**
U1-E15-019A U1-E15-019B U1-E15-019C-Insulation (U1-E15-019C-Wrap)	24" OD Pipe Elbow Insulation	Center by Elevator	10% Amosite 70% Chrysotile 2% Crocidolite	7 Each	Good	TSI	RACM
U1-E15-020A	24" OD Pipe Run Insulation	Center by Elevator	40% Amosite 40% Chrysotile	345 LF	Good	TSI	RACM
U1-E15-021A U1-E15-021B U1-E28-021C	28" OD Pipe Run Insulation	Elevation 15' Center by Elevator Elevation 28' Center by Column F5	60% Amosite 40% Chrysotile	916 LF	Good	TSI	RACM
U1-E15-022A U1-E15-022B U1-E28-022C	28" OD Pipe Elbow Insulation	Elevation 15' Center by Elevator Elevation 28' Center by Column F5	80% Amosite 40% Chrysotile	30 Each	Good	TSI	RACM
Elevation 28', [41' and 65']							
U1-E28-023A U1-E28-023B U1-E28-023C	10" OD Pipe Run Insulation	West by Column H3	80% Amosite 40% Chrysotile	658 LF	Good	TSI	RACM
U1-E28-024A U1-E28-024B U1-E28-024C	10" OD Pipe Elbow Insulation	West by Column H3	75% Amosite 60% Chrysotile 2% Crocidolite	44 Each	Good	TSI	RACM

Unit 1 Boiler							
Sample Number	**Material**	**Sample Location(s)**	**Percentage / Type of Asbestos**	**Approx. Quantity**	**Condition**	**Type**	**NESHAP Category**
(U1-E28-025A) (U1-E28-025B) U1-E28-025C	20" OD Pipe Run Insulation	West by Column H3 North by Column CA6.6	10% Amosite 60% Chrysotile	982 LF	Good	TSI	RACM
(U1-E28-027A-Mastic) U1-E28-027A-Insulation U1-E28-027B	20" OD Pipe Elbow Insulation	West by Column H3 North by Column CA6.6	10% Amosite 65% Chrysotile	4 Each	Good	TSI	RACM
U1-E28-028A U1-E28-028B	32" OD Tank Insulation (18' in length)	Center by Elevator	20% Amosite 60% Chrysotile	320 SF	Good	TSI	RACM
U1-E28-030A	32" OD Tank Insulation (5' in length)	Center by Column F5	15% Amosite 40% Chrysotile 20% Crocidolite	50 SF	Good	TSI	RACM
U1-E28-031A	22" OD Valve Insulation	Center by Column F6.6	20% Amosite 60% Chrysotile	3 Each	Good	TSI	RACM
U1-E28-032A U1-E28-032B U1-E28-032C	16" OD Pipe Run Insulation	Center by Column CB6.8 and F6.6	15% Amosite 40% Chrysotile <1% Crocidolite	201 LF	Good	TSI	RACM
U1-E28-033A U1-E28-033B U1-E28-033C	16" OD Pipe Elbow Insulation	Center by Column CB6.8 and F6.6	30% Amosite 40% Chrysotile	10 Each	Good	TSI	RACM

Unit 1 Boiler							
Sample Number	**Material**	**Sample Location(s)**	**Percentage / Type of Asbestos**	**Approx. Quantity**	**Condition**	**Type**	**NESHAP Category**
U1-E28-034A	28" OD Tank Insulation (26' in length)	North by Column CA6.6	30% Amosite 30% Chrysotile	200 SF	Good	TSI	RACM
U1-E28-035A	28" OD Tank Insulation (11' in length)	North by Column CA6.6	20% Amosite 50% Chrysotile	100 SF	Good	TSI	RACM
U1-E28-036A	6" OD Valve Insulation	North by Column CA6.6	30% Amosite 40% Chrysotile	8 Each	Good	TSI	RACM
U1-E28-037A U1-E41-037B-Debris (U1-E41-037B-Insulation)	27" OD Valve Insulation	Elevation 28' North by Column CA6.6 Elevation 41' Center by Northwest of Boiler #1	30% Amosite 40% Chrysotile	1 Each	Good	TSI	RACM
(U1-E28-038A) U1-E41-038B U1-E65-038C	Black Insulation Boiler Wrap Insulation (Re-circulation Fan Duct)	Elevation 28' West Elevation 41' South by Stairs Elevation 65' East	80% Amosite 60% Chrysotile	1,700 SF	Good	TSI	RACM
Elevation 41', [80' and 96']							
U1-E41-040A	33" OD Tank Insulation (3' in length)	Center by Elevator	70% Amosite 10% Chrysotile	50 SF	Good	TSI	RACM

Unit 1 Boiler							
Sample Number	**Material**	**Sample Location(s)**	**Percentage / Type of Asbestos**	**Approx. Quantity**	**Condition**	**Type**	**NESHAP Category**
U1-E41-041A U1-E80-041B U1-E96-041C	1" White Rope Gasket on Hatch	Elevation 41' Boiler #1 at Center Elevation 80' East Elevation 96' Northeast	5% Amosite 95% Chrysotile	1.5 LF	Good	M	CAT II
U1-E41-043A	18" OD Junction Pipe Insulation	Center by Boiler #1 Northwest Wall	80% Amosite 2% Chrysotile <1% Crocidolite	1 Each	Good	TSI	RACM
U1-E41-044A	5.5" OD Gray Gasket	Northwest Wall	15% Chrysotile	8 Each	Good	M	CAT II
U1-E41-045A (U1-E41-045B)	6" OD Gray Gasket	Northeast by Turbine	30% Chrysotile	6 Each	Good	M	CAT II
U1-E41-046A	6" OD White Gasket	Northwest	40% Chrysotile	2 Each	Good	M	CAT II
Elevation 80'							
U1-E80-049A	24" OD Valve Insulation	North	5% Amosite 40% Chrysotile <1% Crocidolite	1 Each	Good	TSI	RACM
Elevation 118'							
U1-E118-050A	28" OD Junction Pipe Insulation	West	10% Amosite 50% Chrysotile <1% Crocidolite	1 Each	Good	TSI	RACM
Elevation 130'							
U1-E130-051A	22" OD Pipe Run Insulation	Southeast	5% Amosite 60% Chrysotile 2% Crocidolite	18 LF	Good	TSI	RACM

Unit 1 Boiler							
Sample Number	**Material**	**Sample Location(s)**	**Percentage / Type of Asbestos**	**Approx. Quantity**	**Condition**	**Type**	**NESHAP Category**
TSI – Thermal System Insulation; SM – Surfacing Material; M – Miscellaneous Material; RACM – Regulated ACM; Cat. I – Category I; Cat. II – Category II; SF – Square Feet; LF – Linear Feet; ND – None Detected; OD – Outside Diameter; () – Laboratory results of these samples indicated "none detected" for asbestos but under its corresponding homogenous area to be considered as ACM; [] – Other elevations associated with its corresponding homogenous area; Highest percentage of laboratory results are summarized in this table							

Table 2 – Summary of Asbestos-Containing Materials –Unit 2 Boiler

Unit 2 Boiler							
Sample Number	**Material**	**Sample Location(s)**	**Percentage / Type of Asbestos**	**Approx. Quantity**	**Condition**	**Type**	**NESHAP Category**
Elevation 6' [and 15']							
(U2-E6-003A) U2-E6-003B U2-E6-003C	8" OD Pipe Run Insulation	West by Column N7 South by Column M10 and J10	60% Amosite	1,218 Linear Feet (LF)	Good	TSI	RACM
U2-E6-004A U2-E6-004B (U2-E6-004C)	8" OD Pipe Elbow Insulation	South by Column M10 and J10	60% Amosite	167 Each	Good	TSI	RACM
U2-E6-005A U2-E6-005B U2-E6-005C	12" OD Valve Insulation	South by Column M10	60% Amosite	18 Each	Good	TSI	RACM
U2-E6-006A U2-E6-006B U2-E15-006C	16" OD Valve Insulation	Elevation 6 South by Column M10 and North by Column BB9 Elevation 15 North by Column CA7.4	60% Amosite 20% Chrysotile 1% Crocidolite	4 Each	Good	TSI	RACM
U2-E6-007A	10" OD Junction Pipe Insulation	South by Column M10	60% Amosite 20% Chrysotile	2 Each	Good	TSI	RACM
U2-E6-008A U2-E6-008B U2-E15-008C	6" OD Pipe Run Insulation	Elevation 6' South by Column M10 Elevation 15' North by Column CA7.4	60% Amosite 20% Chrysotile	1,441 LF	Good	TSI	RACM

Unit 2 Boiler							
Sample Number	**Material**	**Sample Location(s)**	**Percentage / Type of Asbestos**	**Approx. Quantity**	**Condition**	**Type**	**NESHAP Category**
U2-E6-009A U2-E6-009B U2-E15-009C	6" OD Pipe Elbow Insulation	Elevation 6' South by Column M10 Elevation 15' North by Column CA7.4	40% Amosite 50% Chrysotile	175 Each	Good	TSI	RACM
U2-E6-010A U2-E6-010B U2-E6-010C	4" OD Pipe Run Insulation	South by Column M7	60% Amosite 60% Chrysotile	283 LF	Good	TSI	RACM
U2-E6-011A U2-E6-011B (U2-E15-011C)	4" OD Pipe Elbow Insulation	Elevation 6' South by Column M7 Elevation 15' South by Elevator	60% Amosite 50% Chrysotile	103 Each	Good	TSI	RACM
U2-E6-012A U2-E6-012B	3' OD Steam Air Heater Drip Tank (7' in length)	South by Column M7	60% Amosite	80 SF	Good	TSI	RACM
U2-E6-013A U2-E6-013B U2-E15-013C	16" OD Pipe Elbow Insulation	Elevation 6' Center by Column F7.4 and North Elevation 15' Center by Elevator	60% Amosite	42 Each	Good	TSI	RACM
U2-E6-014A U2-E6-014B U2-E15-014C	16" OD Pipe Run Insulation	Elevation 6' Center by Column F7.4 and CB7.9 Elevation 15' Center by Elevator	60% Amosite	424 LF	Good	TSI	RACM
Elevation 15'							

Unit 2 Boiler							
Sample Number	**Material**	**Sample Location(s)**	**Percentage / Type of Asbestos**	**Approx. Quantity**	**Condition**	**Type**	**NESHAP Category**
U2-E15-017A U2-E15-017B U2-E15-017C	12" OD Pipe Elbow Insulation	North by Column CA7.4	20% Amosite 50% Chrysotile 1% Crocidolite	33 Each	Good	TSI	RACM
U2-E15-018A U2-E15-018B U2-E15-018C	12" OD Pipe Run Insulation	North by Column CA7.4	60% Amosite 20% Chrysotile	510 LF	Good	TSI	RACM
(U2-E15-019A) U2-E15-019B	5' OD Atmospher e Flash Tank (7' in length)	Center by Elevator	10% Chrysotile	150 SF	Good	TSI	RACM
U2-E15-021A	14" OD Valve Insulation	Center by Elevator	50% Amosite 20% Chrysotile 2% Crocidolite	13 Each	Good	TSI	RACM
U2-E15-022A	32" OD Tank (15' in length)	Center by Elevator	60% Amosite	1 Each	Good	TSI	RACM
U2-E15-023A	16" OD Junction Pipe Insulation	Center by Elevator	60% Amosite	3 Each	Good	TSI	RACM
Elevation 28', [41' and 65']							
U2-E28-026A U2-E41-026B U2-E65-026C	Black Boiler Wrap Insulation (Re-circulation Fan Duct)	Elevation 28' West by Stairs Elevation 41' West Elevation 65' Northwest	10% Amosite 60% Chrysotile 2% Crocidolite	1,700 SF	Good	TSI	RACM
U2-E28-028A	3' OD Tank (4' in length)	Center by Elevator	40% Amosite 40% Chrysotile 2% Crocidolite	135 Square Feet (SF)	Good	TSI	RACM

Unit 2 Boiler							
Sample Number	**Material**	**Sample Location(s)**	**Percentage / Type of Asbestos**	**Approx. Quantity**	**Condition**	**Type**	**NESHAP Category**
U2-E28-029A U2-E28-029B	34" OD Tank (18' in length)	Center by Column H7.4	50% Amosite 30% Chrysotile 1% Crocidolite	340 SF	Good	TSI	RACM
U2-E28-030A	44" OD Tank (5' in length)	Center by Column F9	50% Amosite 30% Chrysotile 1% Crocidolite	77 SF	Good	TSI	RACM
U2-E28-031A U2-E28-031B U2-E28-031C	28" OD Pipe Run Insulation	Center by Column F9	50% Amosite 30% Chrysotile 1% Crocidolite	632 LF	Good	TSI	RACM
(U2-E28-032A) U2-E28-032B (U2-E28-032C)	28" OD Pipe Elbow Insulation	Center by Column F9	50% Amosite 30% Chrysotile 1% Crocidolite	14 Each	Good	TSI	RACM
U2-E28-034A	28" OD Pipe Run Insulation (26" in length)	North by Column CA7.4	50% Amosite 30% Chrysotile 1% Crocidolite	25 SF	Good	TSI	RACM
U2-E28-035A	28" OD Tank Insulation (11' in length)	North by Column CA7.4	50% Amosite 30% Chrysotile 1% Crocidolite	100 SF	Good	TSI	RACM
Elevation 41', [80' and 96']							
U2-E41-036A U2-E41-036B U2-E41-036C	20" OD Pipe Run Insulation	West by Stairs and South by Boiler	5% Amosite 50% Chrysotile 2% Crocidolite	1,191 LF	Good	TSI	RACM

Unit 2 Boiler							
Sample Number	**Material**	**Sample Location(s)**	**Percentage / Type of Asbestos**	**Approx. Quantity**	**Condition**	**Type**	**NESHAP Category**
U2-E41-038A	33" OD Tank (3' in length)	West by Stairs	5% Amosite 30% Chrysotile	40 SF	Good	TSI	RACM
U2-E41-039A U2-E80-039B U2-E96-039C	1" White Rope Gasket	Elevation 41' South Elevation 80' Northwest Elevation 96' North	95% Chrysotile	1.5 LF	Good	M	CAT II
U2-E41-041A	27" OD Valve Insulation	Center by Southeast of Boiler #2	2% Chrysotile	1 Each	Good	TSI	RACM
U2-E41-043A	7" OD Gray Gasket	South Turbine #2	80% Chrysotile	1 Each	Good	M	CAT II
Elevation 80'							
U2-E80-045A	24" OD Valve Insulation	North	2% Amosite 60% Chrysotile 2% Crocidolite	2 Each	Good	TSI	RACM
Elevation 118'							
U2-118-044A	28" OD Junction Pipe Insulation	West	5% Amosite 60% Chrysotile <1% Crocidolite	2 Each	Good	TSI	RACM
Elevation 130'							
U2-E130-046A	22" OD Pipe Run Insulation	Northwest	5% Amosite 60% Chrysotile	18 Each	Good	TSI	RACM

TSI – Thermal System Insulation; SM – Surfacing Material; M – Miscellaneous Material; RACM – Regulated ACM; Cat. I – Category I; Cat. II – Category II; SF – Square Feet; LF – Linear Feet; ND – None Detected; OD – Outside Diameter; () – Laboratory results of these samples indicated "none detected" for asbestos but under its corresponding homogenous area to be considered as ACM; [] – Other elevations associated with its corresponding homogenous area; Highest percentage of laboratory results are summarized in this table

Table 3 – Summary of Asbestos-Containing Materials –Units 1&2 Exterior and Stack

Units 1&2 Exterior and Stack							
Sample Number	**Material**	**Sample Location(s)**	**Percentage / Type of Asbestos**	**Approx. Quantity**	**Condition**	**Type**	**NESHAP Category**
Ext-U1&2Stacks-001A	1" White Rope Gasket	West Stack Door	70% Chrysotile	72 Linear Feet (LF)	Damaged	M	CAT II
ExT-U1&2Stacks-004A Ext-U1&2Stacks-004B Ext-U1&2Stacks-004C	Gray Caulking	Exterior – Units 1&2 North	30% Chrysotile	300 LF	Good	M	CAT II
TSI – Thermal System Insulation; SM – Surfacing Material; M – Miscellaneous Material; RACM – Regulated ACM; Cat. I – Category I; Cat. II – Category II; SF – Square Feet; LF – Linear Feet; ND – None Detected; OD – Outside Diameter; () – Laboratory results of these samples indicated "none detected" for asbestos but under its corresponding homogenous area to be considered as ACM; [] – Other elevations associated with its corresponding homogenous area; Highest percentage of laboratory results are summarized in this table							

Table 4 – Summary of Asbestos-Containing Materials –Unit 3 Boiler

Unit 3 Boiler							
Sample Number	**Material**	**Sample Location(s)**	**Percentage / Type of Asbestos**	**Approx. Quantity**	**Condition**	**Type**	**NESHAP Category**
Elevation 6'							
(U3-E6-003A-Wrap & Insulation) (U3-E6-003B-Wrap & Insulation) (U3-E6-003C-Wrap) U3-E6-003C-Insulation	4" OD Pipe Elbow Insulation	Northwest Corner – 7HTR Drain Cooler and West of MV7 and MV8 Southwest Corner – Heater Drip Pump Suction Line	5% Amosite 50% Chrysotile	22 Each	Good	TSI	RACM
(U3-E6-004A) (U3-E6-004B) U3-E6-004C	4" OD Pipe Run Insulation	Northwest Corner – 7HTR Drain Cooler and West of MV7 and MV8 Southwest Corner – Heater Drip Pump Suction Line	15% Amosite 2% Chrysotile	97 Linear Feet (LF)	Good	TSI	RACM
U3-E6-005A	White Fabric Duct Seam	Southwest Corner by Exit Stairs	50% Chrysotile	4,000 LF	Good	TSI	RACM
(U3-E6-006A-Wrap) U3-E6-006A-Insuation (U3-E6-006B-Wrap) U3-E6-006B-Insulation (U3-E6-006C-Wrap) U3-E6-006C-Insulation	18" OD Pipe Elbow Insulation	Southwest Corner – Heater Drip Pump Suction Line	20% Amosite 40% Chrysotile	18 Each	Good	TSI	RACM

Unit 3 Boiler							
Sample Number	**Material**	**Sample Location(s)**	**Percentage / Type of Asbestos**	**Approx. Quantity**	**Condition**	**Type**	**NESHAP Category**
(U3-E6-007A-Wrap) U3-E6-007A-Insulation (U3-E6-007B-Wrap) U3-E6-007B-Insulation (U3-E6-007C-Wrap) U3-E6-007C-Insulation	18" OD Pipe Run Insulation	Southwest Corner – Heater Drip Pump Suction Line	15% Amosite 20% Chrysotile	303 LF	Good	TSI	RACM
(U3-E6-008A-Wrap) U3-E6-008A-Insulation (U3-E6-008B-Wrap) U3-E6-008B-Insulation (U3-E6-008C-Wrap) U3-E6-008C-Insulation	10" OD Pipe Elbow Insulation	Southwest Corner – Heater Drip Pump and Turbine Lube Oil Bowser	25% Amosite 40% Chrysotile	13 Each	Good	TSI	RACM
U3-E6-009A (U3-E6-009B) (U3-E6-009C)	10" OD Pipe Run Insulation	Southwest Corner – Heater Drip Pump Northwest – West Wall by Cage and Hydrazine Storage Bin	30% Amosite 15% Chrysotile	203 LF	Good	TSI	RACM

Unit 3 Boiler							
Sample Number	**Material**	**Sample Location(s)**	**Percentage / Type of Asbestos**	**Approx. Quantity**	**Condition**	**Type**	**NESHAP Category**
(U3-E6-012A-Wrap) U3-E6-012A-Insulation (U3-E6-012B-Wrap) U3-E6-012B-Insuatlion (U3-E6-012C-Wrap) U3-E6-012C-Insulation	Drip Tank Insulation	Drip Tank	15% Amosite 25% Chrysotile	75 LF	Good	TSI	RACM
Elevation 15', [28', 41' and 65']							
(U3-E15-016A) U3-E28-016B U3-E41-016C-Insulation (U3-E41-016C-Tape)	18" OD Pipe Run Insulation	Elevation 15' Turning Gear Drive Motor Elevation 28' Between Boiler Platform and Condenser Elevation 41' West of Boiler	60% Amosite 20% Chrysotile	957 LF	Good	TSI	RACM
(U3-E15-017A-Wrap) (U3-E15-017A-Insulation) U3-E28-017B (U3-E41-017C-Wrap) U3-E41-017C-Insulation	18" OD Pipe Elbow Insulation	Elevation 15' Turning Gear Drive Motor Elevation 28' Between Platform and Condenser Elevation 41' West of Boiler	20% Amosite 60% Chrysotile	66 Each	Good	TSI	RACM

Unit 3 Boiler							
Sample Number	**Material**	**Sample Location(s)**	**Percentage / Type of Asbestos**	**Approx. Quantity**	**Condition**	**Type**	**NESHAP Category**
(U3-E15-018A) U3-E15-018B (U3-E15-018C) (U3-E28-018D)	10" OD Pipe Run Insulation	Elevation 15' Southeast Corner Pipe Run by Drive Motor, South and Northeast of Condenser Elevation 28' Southeast Corner by Boiler	20% Amosite 2% Chrysotile	606 LF	Good	TSI	RACM
(U3-E15-019A-Wrap & Insulation) U3-E15-019B-Insulation (U3-E15-019B-Mastic) (U3-E15-019C-Wrap & Insulation)	4' OD Wrapped Duct Insulation	South, East and Southeast	2% Chrysotile	1,280 LF	Good	TSI	RACM
U3-E15-020A	Fabric Duct Seam	Duct by Column H16	70% Chrysotile	530 LF	Good	TSI	RACM
U3-E15-021A U3-E15-021B U3-E15-021C U3-E28-021D-Insulation (U3-E28-021D-Tape)	6" OD Pipe Run Insulation	Elevation 15' Column J19, South of Condenser Elevation 28' North of Boiler Platform	65% Amosite 60% Chrysotile	1,646 LF	Good	TSI	RACM
U3-E15-022A U3-E15-022B U3-E15-022C U3-E28-022D	6" OD Pipe Elbow Insulation	Elevation 15' Column J19, South of Condenser Elevation 28' North of Boiler Platform	35% Amosite 65% Chrysotile	108 Each	Good	TSI	RACM

Unit 3 Boiler							
Sample Number	**Material**	**Sample Location(s)**	**Percentage / Type of Asbestos**	**Approx. Quantity**	**Condition**	**Type**	**NESHAP Category**
U3-E15-023A U3-E15-023B U3-E15-023C U3-E28-023D	36" OD Pipe Run Insulation	Elevation 15' Column J17, South of Condenser and North of Fan Unit by Column J19 Elevation 28' Southeast Corner by Boiler	60% Amosite 60% Chrysotile	506 LF	Good	TSI	RACM
U3-E15-024A-Wrap & Insulation (U3-E65-024B) (U3-E65-024C)	36" OD Pipe Elbow Insulation	Elevation 15' Column J17 Elevation 65' Platform and Northwest of Platform	70% Amosite 10% Chrysotile	21 Each	Good	TSI	RACM
U3-E15-025A U3-E15-025B (U3-E15-025C-Wrap) U3-E15-025C-Insulation (U3-E28-025D)	12" OD Pipe Run Insulation	Elevation 15' Boiler #4 Heater Drip Pipe and Line, and Condenser #3 Elevation 28' East of Boiler Platform	35% Amosite 50% Chrysotile	400 LF	Good	TSI	RACM
U3-E15-026A U3-E15-026B U3-E15-026C	12" OD Pipe Elbow Insulation	Column 16, Boiler #4 Heater Drip Line and North of Condenser #3	15% Amosite 40% Chrysotile	18 Each	Good	TSI	RACM

Unit 3 Boiler							
Sample Number	**Material**	**Sample Location(s)**	**Percentage / Type of Asbestos**	**Approx. Quantity**	**Condition**	**Type**	**NESHAP Category**
U3-E15-027A U3-E28-027B U3-E41-027C	10" OD Pipe Elbow Insulation	Elevation 15' Heater Drip Line Elevation 28' Condenser South Elevation 41' Column J17	30% Amosite 30% Chrysotile 5% Crocidolite	26 Each	Good	TSI	RACM
U3-E15-029A	Gasket	Condenser #3	25% Chrysotile	2 Each	Good	M	CAT II
U3-E15-033A U3-E28-033B U3-E41-033C	Boiler Wall Insulation with Canvas	Elevation 15' South of Fan Unit Wall Elevation 28' Boiler Platform Elevation 41' East of Boiler	5% Chrysotile	13,300 SF	Good	TSI	RACM
U3-E28-034A U3-E94-034B U3-E108-034C	8" OD Pipe Run Insulation	Elevation 28' North of Boiler Platform Elevation 94' Southwest Corner of Boiler Elevation 108' Northwest Corner of Boiler	10% Amosite 5% Chrysotile	863 LF	Good	TSI	RACM
U3-E28-035A	2" OD Pipe Run Insulation	Between Boiler Platform and Condenser	15% Amosite 5% Chrysotile	30 LF	Good	TSI	RACM

Unit 3 Boiler							
Sample Number	**Material**	**Sample Location(s)**	**Percentage / Type of Asbestos**	**Approx. Quantity**	**Condition**	**Type**	**NESHAP Category**
U3-E28-036A U3-E28-036B U3-E28-036C	2" OD Pipe Elbow Insulation	Between Boiler Platform and Condenser	30% Amosite 40% Chrysotile	2 Each	Good	TSI	RACM
(U3-E28-037A-Wrap) U3-E28-037A-Insulation (U3-E28-037B-Wrap) U3-E28-037B-Insulation (U3-E28-037C-Wrap) U3-E28-037C-Insulation	Tank Insulation	Drip Tank West of Condenser and Tank Behind Boiler West	20% Amosite 60% Chrysotile	195 SF	Good	TSI	RACM
U3-E28-038A-Insulation (U3-E28-038A-Wrap) U3-E28-038B-Insulation (U3-E28-038B-Wrap) U3-E28-038C	Heat Exchanger Tank Insulation	East of Boiler Platform Number 5 Heat Exchanger West and East of Boiler Platform Heat Exchanger Number 6	20% Amosite 50% Chrysotile	700 SF	Good	TSI	RACM
U3-E28-071A	Fire Door Insulation	Electrical Room	70% Chrysotile	13 Each	Good	TSI	RACM
Elevation 41'							
U3-E41-057A	Access Hatch Rope Gasket	East of Boiler	90% Chrysotile	26 Each	Good	M	CAT II
U3-E41-059A U3-E41-059B U3-E41-059C	Spray Applied Coating	Interior Turbine Surface	4% Chrysotile	2,400 SF	Good	SM	RACM
U3-E41-064A U3-E41-064B U3-E41-064C	Wire Mesh Insulation	Southeast and Northwest Corner above Fan	25% Chrysotile	2,800 SF	Damaged	TSI	RACM
Mezzanine 1 and Elevation 65'							

Unit 3 Boiler							
Sample Number	**Material**	**Sample Location(s)**	**Percentage / Type of Asbestos**	**Approx. Quantity**	**Condition**	**Type**	**NESHAP Category**
U3-Mez1-065A U3-Mez1-065B U3-E65-065C	Insulation Behind Corrugated metal	Mezzanine 1 – Northeast Corner and West of Boiler Elevation 65' Northwest Corner of Boiler	30% Chrysotile	2,000 SF	Good	TSI	RACM
Elevation 94' and 130'							
U3-E94-070A-Insulation (U3-E94-070A-Wrap) (U3-E94-070A-Mastic) U3-E130-070B-Insulation (U3-E130-070B-Wrap) (U3-E130-070B-Mastic) U3-E130-070C-Insulation (U3-E130-070C-Wrap) (U3-E130-070C-Mastic)	8" OD Pipe Elbow Insulation	Elevation 94' Southwest Corner of Boiler Elevation 130' Northeast and Northwest Corners of Boiler	60% Amosite	50 Each	Good	TSI	RACM

TSI – Thermal System Insulation; SM – Surfacing Material; M – Miscellaneous Material; RACM – Regulated ACM; Cat. I – Category I; Cat. II – Category II; SF – Square Feet; LF – Linear Feet; ND – None Detected; OD – Outside Diameter; () – Laboratory results of these samples indicated "none detected" for asbestos but under its corresponding homogenous area to be considered as ACM; [] – Other elevations associated with its corresponding homogenous area; Highest percentage of laboratory results are summarized in this table

Table 5 – Summary of Asbestos-Containing Materials –Unit 4 Boiler

Unit 4 Boiler							
Sample Number	**Material**	**Sample Location(s)**	**Percentage / Type of Asbestos**	**Approx. Quantity**	**Condition**	**Type**	**NESHAP Category**
Elevation 6', [15' and 28']							
U4-E6-003A-Mastic (U4-E6-003A-Insulation) U4-E6-003B-Mastic (U4-E6-003B-Insulation) U4-E6-003C-Mastic (U4-E6-003C-Insulation)	6" OD Pipe Elbow Insulation with Mastic	Northeast, Northwest and Pipe Run near Elevator at South End	10% Chrysotile	5 Each	Good	TSI/ M	RACM/ Cat II
U4-E6-004A-Mastic (U4-E6-004A-Insulation) U4-E6-004B-Mastic (U4-E6-004B-Insulation) U4-E6-004C-Mastic (U4-E6-004C-Insulation)	10" OD Pipe Elbow Insulation with Mastic	Northwest, Northeast and Southeast by Heater for Drip Pump	10% Chrysotile	14 Each	Good	TSI/ M	RACM/ Cat II
U4-E6-008A (U4-E15-008B Wrap & Insulation) (U4-E28-008C Wrap & Insulation)	Fabric Duct Seam	Elevation 6' South End by Exit Elevation 15' East of Boiler Elevation 28' PAPCO Vent	80% Chrysotile	75 LF	Good	TSI	RACM
U4-E6-009A U4-E6-009B U4-E6-009C	18" OD Pipe Run Insulation	Southeast Corner by Heater Drip Pump #4	25% Amosite 10% Chrysotile	20 LF	Good	TSI	RACM
U4-E6-010A U4-E6-010B U4-E6-010C	18" OD Pipe Elbow Insulation	Southeast Corner by Heater Drip Pump	15% Amosite 20% Chrysotile	3 Each	Good	TSI	RACM

Unit 4 Boiler							
Sample Number	**Material**	**Sample Location(s)**	**Percentage / Type of Asbestos**	**Approx. Quantity**	**Condition**	**Type**	**NESHAP Category**
U4-E6-011A U4-E6-011B U4-E6-011C	Drip Return Tank Insulation	South End Ceiling Drip Return Tank #4	15% Amosite 20% Chrysotile	75 SF	Good	TSI	RACM
Elevation 15', [28', 41', 51' and 65']							
U4-E15-013A U4-E15-013B U4-E15-013C	Pump Insulation Jacket	South of Elevator	20% Amosite 15% Chrysotile	150 SF	Good	TSI	RACM
(U4-E15-014A) (U4-E51-014B) U4-E28-014C	8" OD Pipe Run Insulation	Elevation 15' Southeast of Elevator Elevation 51' Corner of Boiler Elevation 28' Under Turbine	10% Amosite 20% Chrysotile	3,000 LF	Good	TSI	RACM
U4-E15-015A-Insulation (U4-E15-015A-Tar) U4-E15-015B	60" Square Duct Insulation	Southeast of Elevator and East of Boiler	30% Chrysotile	1,000 SF	Good	TSI	RACM
U4-E15-016A U4-E28-016B U4-E41-016C	4" OD Pipe Run Insulation	Elevation 15' North of Boiler Elevation 28' Section #7 of Heater Elevation 41' Adjacent to Additive Day Tank	20% Amosite 15% Chrysotile	500 LF	Good	TSI	RACM

Unit 4 Boiler							
Sample Number	**Material**	**Sample Location(s)**	**Percentage / Type of Asbestos**	**Approx. Quantity**	**Condition**	**Type**	**NESHAP Category**
U4-E15-017A U4-E28-017B U4-E41-017C	4" OD Pipe Elbow Insulation	Elevation 15' North of Boiler Elevation 28' Section #7 of Heater Elevation 41' Adjacent to Additive Day Tank	5% Amosite 15% Chrysotile	25 Each	Good	TSI	RACM
U4-E15-018A (U4-E41-018B) (U4-E41-018C)	14" OD Pipe Run Insulation	Elevation 15' Northeast of Boiler Elevation 41' East and West of Super Heat	20% Amosite 3% Chrysotile	500 LF	Good	TSI	RACM
U4-E15-019A (U4-E41-019B) (U4-E41-019C)	14" OD Pipe Elbow Insulation	Elevation 15' Northeast of Boiler Elevation 41' East and West of Super Heat	15% Amosite 3% Chrysotile	100 Each	Good	TSI	RACM
U4-E15-020A (U4-E28-020B) U4-E41-020C	36" OD Pipe Run Insulation	Elevation 15' Under Turbine Elevation 28' Main Steam Stack Elevation 41' Boiler #4 Main Steam	10% Amosite 15% Chrysotile	3,000 LF	Good	TSI	RACM

Unit 4 Boiler							
Sample Number	**Material**	**Sample Location(s)**	**Percentage / Type of Asbestos**	**Approx. Quantity**	**Condition**	**Type**	**NESHAP Category**
(U4-E15-021A) U4-E28-021B	6" OD Black Gasket	Elevation 15' Turbine Bearing Oil Pump Elevation 28' Pre-Heat Steam System	40% Chrysotile	5 Each	Damaged	M	CAT II
U4-E15-022A U4-E65-022B U4-E28-022C	12" OD Pipe Run Insulation	Elevation 15' Adjacent to Condensate Air Injector Elevation 65' Corner of Boiler Elevation 28' Under Turbine	25% Amosite 10% Chrysotile	500 LF	Good	TSI	RACM
U4-E15-023A U4-E65-023B U4-E28-023C	12" OD Pipe Elbow Insulation	Adjacent to Condensate Air Injector Elevation 65' Corner of Boiler Elevation 28' Under Turbine	12% Amosite 10% Chrysotile	10 Each	Good	TSI	RACM
U4-E51-040A U4-E28-040B U4-E15-040C	8" OD Pipe Elbow Insulation	Elevation 51' Corner of Boiler Elevation 28' Under Turbine Elevation 15' South of Elevator	15% Amosite 20% Chrysotile	20 Each	Good	TSI	RACM

Unit 4 Boiler							
Sample Number	**Material**	**Sample Location(s)**	**Percentage / Type of Asbestos**	**Approx. Quantity**	**Condition**	**Type**	**NESHAP Category**
Elevation 28', [15' and 41']							
U4-E28-025A U4-E28-025B U4-E28-025C	2" OD Pipe Run Insulation	Adjacent to Main Steam Stack and Section #8 of Heater	20% Amosite 15% Chrysotile	20 LF	Good	TSI	RACM
U4-E28-026A U4-E28-026B U4-E28-026C	2" OD Pipe Elbow Insulation	Adjacent to Main Steam Stack and Section #8 of Heater	25% Amosite 15% Chrysotile	6 Each	Good	TSI	RACM
U4-E28-027A U4-E28-027B U4-E41-027C	16" OD Pipe Run Insulation	Elevation 28' Steam to Heater Pipe Elevation 41' Feedwater Heater Outlet	20% Amosite 5% Chrysotile	300 LF	Good	TSI	RACM
U4-E28-028A U4-E28-028B U4-E41-028C	16" OD Pipe Elbow Insulation	Elevation 28' Steam to Heater Pipe Elevation 41' Feedwater Heater Outlet	20% Amosite 5% Chrysotile	6 Each	Good	TSI	RACM
U4-E28-029A U4-E41-029B	Spray-On Phone Booth Insulation	Elevation 28' Between Boiler and Turbine Elevation 41' Outside Elevator	8% Chrysotile	50 SF	Good	SM	CAT I
U4-E28-030A U4-E28-030B U4-E41-030C	32" OD Tank Insulation (15' in length)	Elevation 28' Drip Pot Tank and Behind Boiler Elevation 41' Additive Day Tank	20% Amosite 3% Chrysotile	133 SF	Good	TSI	RACM

Unit 4 Boiler							
Sample Number	**Material**	**Sample Location(s)**	**Percentage / Type of Asbestos**	**Approx. Quantity**	**Condition**	**Type**	**NESHAP Category**
U4-E28-031A U4-E28-031B U4-E15-031C	10" OD Valve Insulation	Elevation 28' Drip Pot Tank and Reheat Steam Supply Under Turbine Elevation 15' South of Elevator	20% Amosite 25% Chrysotile	6 Each	Good	TSI	RACM
U4-E28-041A U4-E15-041B U4-E41-041C	Duct Seam Caulking / Filler	Elevation 15' and 28' Corner of Boiler Elevation 41' Opposite to Feedwater Heater Bypass Pipe #1	80% Chrysotile	70 LF	Good	TSI	RACM
Elevation 41'							
U4-E41-034A U4-E41-034B U4-E41-034C	Spray Applied Coating	Turbine Section #9 Door and End & Side of Turbine Section #8	2% Chrysotile	2,400 SF	Good	SM	RACM
U4-E41-035A U4-E41-035B U4-E41-035C	48" OD Pipe Run Insulation	Turbine Connection Pipes at Section #9	15% Amosite 15% Chrysotile	120 LF	Good	TSI	RACM
U4-E41-036A U4-E41-036B U4-E41-036C	48" OD Pipe Elbow Insulation	Turbine Connection Pipes at Section #9	20% Amosite 15% Chrysotile	12 Each	Good	TSI	RACM

TSI – Thermal System Insulation; SM – Surfacing Material; M – Miscellaneous Material; RACM – Regulated ACM; Cat. I – Category I; Cat. II – Category II; SF – Square Feet; LF – Linear Feet; ND – None Detected; OD – Outside Diameter; () – Laboratory results of these samples indicated "none detected" for asbestos but under its corresponding homogenous area to be considered as ACM; [] – Other elevations associated with its corresponding homogenous area; Highest percentage of laboratory results are summarized in this table

Table 6 – Summary of Asbestos-Containing Materials –Units 3&4 Control Room

Units 3&4 Control Room							
Sample Number	**Material**	**Sample Location(s)**	**Percentage / Type of Asbestos**	**Approx. Quantity**	**Condition**	**Type**	**NESHAP Category**
Elevation 41'							
U3-E41-054A U3-E41-054B U3-E41-054C	Beige Spray-Applied Fire Proofing	Exterior Entry to Operations Ceiling Overhang and Closet Ceiling	3% Chrysotile	100 SF	Good	SM	RACM
TSI – Thermal System Insulation; SM – Surfacing Material; M – Miscellaneous Material; RACM – Regulated ACM; Cat. I – Category I; Cat. II – Category II; SF – Square Feet; LF – Linear Feet; ND – None Detected; OD – Outside Diameter; () – Laboratory results of these samples indicated "none detected" for asbestos but under its corresponding homogenous area to be considered as ACM; [] – Other elevations associated with its corresponding homogenous area; Highest percentage of laboratory results are summarized in this table							

Table 7 – Summary of Asbestos-Containing Materials – Warehouse/Shipping and Receiving Building

Warehouse/Shipping and Receiving Building							
Sample Number	**Material**	**Sample Location(s)**	**Percentage / Type of Asbestos**	**Approx. Quantity**	**Condition**	**Type**	**NESHAP Category**
WH/SR-005A WH/SR-005B WH/SR-005C	6" OD Pipe Elbow Insulation	Throughout Shipping and Receiving and Warehouse Ceiling	10% Amosite 7% Chrysotile <1% Crocidolite	12 Each	Good	TSI	RACM
WH/SR-006A WH/SR-006B WH/SR-006C	6" OD Pipe Run Insulation	Throughout Shipping and Receiving and Warehouse Ceiling	10% Amosite 6% Chrysotile 5% Crocidolite	300 LF	Good	TSI	RACM
WH/SR-011A	Black Sink Undercoat	Shipping and Receiving	8% Chrysotile	2 SF	Good	SM	CAT II

TSI – Thermal System Insulation; SM – Surfacing Material; M – Miscellaneous Material; RACM – Regulated ACM; Cat. I – Category I; Cat. II – Category II; SF – Square Feet; LF – Linear Feet; ND – None Detected; OD – Outside Diameter; () – Laboratory results of these samples indicated "none detected" for asbestos but under its corresponding homogenous area to be considered as ACM; [] – Other elevations associated with its corresponding homogenous area; Highest percentage of laboratory results are summarized in this table

Table 8 – Summary of Asbestos-Containing Materials – Administration Building

Administration Building							
Sample Number	**Material**	**Sample Location(s)**	**Percentage / Type of Asbestos**	**Approx. Quantity**	**Condition**	**Type**	**NESHAP Category**
First, Second and Third Floors							
(AB-1st-001A-Yellow Mastic) AB-1st-001A-Floor Tile (AB-1st-001A-Black Mastic) AB-2nd-001B-Floor Tile (AB-2nd-001B-Mastic) (AB-2nd-001C-Yellow Mastic) AB-2nd-001C-Floor Tile (AB-2nd-001C-Black Mastic)	9”x 9” Brown Floor Tile with Black Mastic	1st Floor Elevator Lobby 2nd Floor East/West Corridor at Elevator Lobby and Office 212	10% Chrysotile	3,500 SF	Good	M	CAT II
(AB-1st-003A) (AB-1st-003B) (AB-2nd-003C) AB-2nd-003D-Skim Coat (AB-2nd-003D-Rough Coat)	Off White Plaster Wall with Skim Coat	1st Floor East/West Corridor South Wall at Entry to Power Block 2nd Floor Copy & Mail Room 206 East Wall and Office 212 Ceiling	3% Chrysotile	5,500 SF	Good	M	CAT II

Administration Building							
Sample Number	**Material**	**Sample Location(s)**	**Percentage / Type of Asbestos**	**Approx. Quantity**	**Condition**	**Type**	**NESHAP Category**
(AB-2nd-013A-Cove Base & Mastic) (AB-2nd-013B-Cove Base) AB-2nd-013B-Mastic (AB-3rd-013C-Cover Base & Mastic)	4" Gray Cove Base and Adhesive	2nd Floor Office 212 North Wall and Office 207 North Wall 3rd Floor Office 305 West Wall	2% Chrysotile	800 LF	Good	M	CAT II
(AB-3rd-019A-Cove Base) AB-3rd-019A-Mastic (AB-3rd-019B-Cove Base) AB-3rd-019B-Mastic (AB-3rd-019C-Cove Base) AB-3rd-019C-Mastic	4" Black Cove Base and Adhesive	3rd Floor Laboratory 314D East, West and South Walls	2% Chrysotile	60 LF	Good	M	CAT II
TSI – Thermal System Insulation; SM – Surfacing Material; M – Miscellaneous Material; RACM – Regulated ACM; Cat. I – Category I; Cat. II – Category II; SF – Square Feet; LF – Linear Feet; ND – None Detected; OD – Outside Diameter; () – Laboratory results of these samples indicated "none detected" for asbestos but under its corresponding homogenous area to be considered as ACM; [] – Other elevations associated with its corresponding homogenous area; Highest percentage of laboratory results are summarized in this table							

3.6 Asbestos-Containing Construction Materials (ACCMs)

Twelve (12) of the samples collected from a group of homogeneous materials detected asbestos in concentrations of less than 1%. Four (4) of the asbestos samples representing standalone homogeneous materials were reanalyzed using the PLM 1000 point count analysis method. Homogeneous materials where found in locations with other confirmed ACMs requiring abatement were not submitted for the additional analysis.

Table 9 – Summary of Asbestos-Containing Construction Materials – Administration Building

Administration Building							
Sample Number	**Material**	**Sample Location(s)**	**Percentage / Type of Asbestos**	**Approx. Quantity**	**Condition**	**Type**	**NESHAP Category**
First, Second and Third Floors							
(AB-1st-002A-Cove Base) AB-1st-002A-Mastic (AB-2nd-002B-Cove Base) AB-2nd-002B-Mastic (AB-3rd-002C-Cove Base) (AB-3rd-002C-Mastic)	4" Burgundy Cove Base and Adhesive	1st Floor Front Foyer South Wall 2nd Floor Elevator Lobby at West Wall 3rd Floor Office 302 South Wall	0.6% Chrysotile	1,000 LF	Good	M	CAT II
(AB-1st-004A) AB-2nd-004B AB-3rd-004C	Carpet Glue	1st Floor Elevator Lobby at Stair Closet 2nd Floor Office 212 3rd Floor Office 302 at Elevator Lobby	0.4% Chrysotile	2,000 SF	Good	M	CAT II

TSI – Thermal System Insulation; SM – Surfacing Material; M – Miscellaneous Material; RACM – Regulated ACM; Cat. I – Category I; Cat. II – Category II; SF – Square Feet; LF – Linear Feet; ND – None Detected; OD – Outside Diameter; () – Laboratory results of these samples indicated "none detected" for asbestos but under its corresponding homogenous area to be considered as ACM; [] – Other elevations associated with its corresponding homogenous area; Highest percentage of laboratory results are summarized in this table

3.7 Previously Identified Asbestos-Containing Materials

The following suspect materials were previously identified to be asbestos-containing as indicated in the table below. Copies of *Limited Supplemental Asbestos Survey Report* dated July 8, 2014, *Limited Asbestos and Lead-Based Paint Survey Report* dated March 11, 2014 and *Asbestos Removal Table and Dates* and its associated waste manifest copy dated July, August, September and October, 2014 are provided in Appendix E.

Table 10 – Summary of Previously Identified Asbestos-Containing Materials

Material	Location	Estimated Quantity	Reported Removal Status
Supplemental Asbestos Survey Report – July 8, 2014			
5” OD Pipe Insulation, White, Chalky with Light Blue Canvas Jacket	Unit 1 FW Heaters No. 1 & 2; Unit 2 FW Heaters No. 1 & 2 on Level 3	40 Linear Feet (LF)	Removed
Tank Patch Insulation, White, Chalky with Black Asphalt Jacket Painted Gray	Unit 1 FW Heater No. 2 on Level 3	60 LF	Not Removed
White Chalky Pipe and Insulation with Gray Canvas Jacket	Unit 1 FW Heater No. 2, Riser Pipe on South Side on Levels 2 and 3	150 Square Feet (SF)	Removed
16” Valve Fitting Insulation, Light Gray	Between Levels 1 & 2 at Bottom of Platform for Unit 1 FW Heater No. 1 off SW Side	20 LF	Not Removed
Pump Box Insulation, Light Gray Chalky and Fibrous with Canvas Jacket	Unit 1 FW Heater No. 2, East Side	4 SF	Removed
White, Chalky Pipe and Elbow Insulation with Canvas Jacket	16” OD Pipes at Base of Unit 2, FW Heaters No. 1 & 2	20 LF	Removed
16” OD White, Chalky Pipe Insulation with Canvas Jacket and Goop	Base of Unit 2 FW Heater No. 2 Pipe Line SW of Tank at Base and Valves	16 LF	Removed
6” and 14” OD White, Chalky Pipe Insulation with Canvas Jacket (Patches)	Unit 2 FW Heater No. 2 Level 2 on North and West of Vessel	6” – 8 LF 14” – 8 LF	Removed
Tank End-Cap Insulation, Off White, Chalky with Blue Painted Asphalt Goop Jacket	Unit 2 FW Heater No. 2 Top Lid of Tank	18 SF	Removed
14” Pipe Insulation Patch	Unit 2 FW Heater No. 2 Piping on NW of Tank, Level 2	4 LF	Not Removed
12” OD White Chalky Pipe Insulation with Canvas Jacket	Unit 1 North FW Heater No. 5, 6 & 7	8 LF	Not Removed
White, Chalky Tank Insulation with Canvas Jacket	Unit 1 FW Heater No. 5, 6 & 7 on East of Tank	36 SF	Not Removed

Material	Location	Estimated Quantity	Reported Removal Status
White, Chalky Tank Insulation with Canvas Jacket	Unit 2 FW Heater No. 5, 6 & 7 on West of Tank	36 SF	Not Removed
12" OD White Chalky Pipe Insulation with Canvas Jacket	Unit 2 North FW Heater 5, 6 & 7 on West of Tank	8 LF	Not Removed
24" OD White Chalky Pipe Insulation with Canvas Jacket (Extraction)	Above Unit 2 FW Heater 5, 6 & 7 West of Tank	8 LF	Not Removed
24" OD White Chalky Pipe Insulation with Canvas Jacket (Extraction)	Above Unit 1 FW Heater 5, 6 & 7 East of Tank	8 LF	Not Removed
8", 10", 12", 16" Pipe Insulation, White, Chalky with Canvas Jacket	Unit 2 FW Heater 5, 6 & 7 East of Tank	24 LF	Not Removed
12" OD Pipe Insulation White Chalky with Canvas Jacket	Unit 3 West FW Heater Tank No. 7	16 LF	Not Removed
Tank Insulation, White Chalky with Canvas Jacket	Unit 2 FW Heater 5, 6 & 7 East of Tank	36 SF	Removed
Tank Insulation, White Chalky with Canvas Jacket	Unit 3 FW Heater No. 7 West of Tank	36 SF	Removed
6" & 12" Pipe Insulation White Chalky with Smooth Aluminum Jacket	Unit 3 West FW Heater No. 5	12 LF	Removed
18" OD Pipe Elbow Insulation, White, Chalky with Canvas Jacket	Unit 3 West of FW Heater No. 5 Between Tank and Catwalk	8 LF	Removed
Tank Insulation Off White Chalky with Canvas Jacket	Unit 4 FW Heater No. 7 at East of Tank	36 SF	Removed
12" Pipe Insulation Off White Chalky with Canvas and Smooth Aluminum Jacket	Unit 4 North and Bottom FW Heater Tank No. 7 at East	12 LF	Not Removed
12" & 16" Off White Pipe Fitting Insulation with Canvas Jacket	Unit 4 FW Heater Tanks 5, 6 & 7 on East of Tank	30 LF	Not Removed
Tank Insulation, Off White with Canvas Jacket Gray	Unit 4 Small Tank Above FW Heater Tank No. 7 at East (Applied to Western Segment of Tank)	20 SF	Not Removed
6" OD Pipe Insulation, Off White Chalky with Smooth Aluminum Jacket	Unit 4 East of Condenser	30 LF	Not Removed
8" OD Pipe Insulation with Aluminum Jacket	Unit 4 East of Condenser	30 LF	Not Removed
Asbestos Survey Report – March 11, 2014			
White Chalky TSI with Gray Canvas Jacket on Tank Vessels	Unit 1 Drip Tank under No. 4 Unit 2 Drip Tank under No. 4	400 SF	Not Removed

Material	Location	Estimated Quantity	Reported Removal Status
White Chalky TSI with Gray Canvas Jacket on Pipe and Fittings	Unit 1 FW Heater No. 4 Unit 2	60 LF	Not Removed
Smooth Aluminum Jacket over Piping with White Chalky Insulation	6" OD Pipe – Unit 1 FW Heater No. 4 20" OD Pipe – Unit 2 FW Heater No. 4	150 SF	Not Removed
8" OD Pipe White Chalky Pipe and Fitting Insulation with Light Blue Canvas Jacket	Unit 2 Level 3 FW Heater No 2	20 LF	Not Removed
White Chalky and Fibrous Pipe and Fitting Insulation with Light Gray Canvas Wrap	Unit 1 and 2 Heater No. 7 Drain Cooler	40 SF	Not Removed
LF – Linear Feet; SF – Square Feet			

3.8 Assumed Asbestos-Containing Materials

Roofing materials and any suspect ACMs associated with the electrical system, load centers and electrical cabinets were not included in the scope of work for this survey and should therefore be assumed to be asbestos-containing until sampled and proven otherwise.

Access to the interior of the Boiler Units was limited. Wall refractory brick was sampled, however floor refractory was inaccessible at the time of the survey. Additional sampling is recommended to fully characterize this material.

3.9 Negative (i.e. None Detect) Materials

The samples of the following suspect materials were collected in the locations noted and analyzed for asbestos. Asbestos was not detected in the bulk samples collected for the materials in the table below.

Table 11 – Summary of Materials with No Detectable Asbestos Concentrations – Unit 1 Boiler

Material	Location
Unit 1 Boiler	
Elevation 6'	
12" OD Gray Gasket	West Discharge Pump by Column N4 Center by Column CB6.1
5" OD Gray Gasket	Waste Sump by Column P4
72" OD Red Gasket	Center Condenser by Column CB6.1
16" OD Red Gasket	Center CT5 Pump by Column J6.6
Elevation 15'	
16" OD Red Gasket	Center by Elevator
Elevation 28'	
20" OD Junction Pipe Insulation	West by Column H3
Black Vibration Damper	South by Stairs
Elevation 41', [80' and 96']	

Material	Location
White Rope Gasket on Hatch	Boiler #1 Gas Recirculation Fan at Center by Elevator
Red Boiler Refractory Brick	Elevation 41' Boiler #1 at Center Elevation 80' East Elevation 96' Northeast
12" OD Red Gasket	Northeast by Turbine
6" OD Red Gasket	Northwest Turbine #1

Table 12 – Summary of Materials with No Detectable Asbestos Concentrations – Unit 2 Boiler

Material	Location
Unit 2 Boiler	
Elevation 6'	
10" OD Pipe Elbow Insulation	West by Column N7 and L8 South by Column L10
10" OD Pipe Run Insulation	West by Column N7 and L8 South by Column J10
72" OD Red Gasket	North by Column BB9
3" OD Black Gasket	Center by Column F7.4
Elevation 15'	
24"x 16" Oval Junction Pipe Insulation	Center Behind Elevator
6" OD Brown Gasket	South by Column N10
12" OD Black Gasket	South by Elevator
Elevation 28'	
Black Vibration Damper	West by Stairs
22" OD Valve Insulation	Center
Elevation 41'	
White Rope Gasket on Hatch	Boiler #2 Gas Recirculation Fan at Center
Red Refractory Brick	Elevation 41' South Elevation 80' Northwest Elevation 96' North
6" OD Red Gasket	East Turbine #2

Table 13 – Summary of Materials with No Detectable Asbestos Concentrations – Units 1&2 Control Room

Material	Location
Units 1&2 Control Room	
Elevation 41'	
Gray Stucco	Exterior Wall – North
9"x 9" Gray Vinyl Floor Tile with Black Mastic	North, Northeast and South
12"x 12" Tan Vinyl Floor Tile with Yellow Adhesive	West – Office 1
White Plaster Wall	North, Northwest and Insulation South
1'x 1' White Ceiling Tile	Ceiling
Black Cove Base and Mastic	North, Northeast and East
White Floor Leveling Compound	Office 2
Brown Sheet Flooring with Yellow Adhesive	Office 2

Table 14 – Summary of Materials with No Detectable Asbestos Concentrations – Units 1&2 Exterior and Stack

Material	Location
Units 1&2 Exterior and Stack	
Red Brick with Grout	West Stack Door
Tan Gunite	West Stack Door

Table 15 – Summary of Materials with No Detectable Asbestos Concentrations – Unit 3 Boiler

Material	Location
Unit 3 Boiler	
Elevation 6'	
Black Gasket	Northwest Corner – Beige Pipe
Gray Concrete Slab	Northwest Corner by Entry to Hydrazine Storage Bin
4" OD White Gasket	Southwest Corner – East of MV7 and MV8
Foil Wall Insulation	East of Hydrazine Storage Bin and Condensate Pumps #5 and 7
Concrete Pipe Run	Center by Motor Heater Feed from LP5-3
Concrete Patch	Center by Motor Heater Feed from LP5-3
Black Gasket	Center by Motor Heater Feed from LP5-3
Elevation 15' [and 28']	
Concrete Masonry Unit with Mortar	Unit 4160 V Switchgear Room Wall
Concrete Expansion Joint	Throughout
Small Tube Fabric Insulation with Foil Cover	Elevation 15' North of Column H18 Elevation 28' West of Condenser
25" OD Red Gasket	South of Condenser
Elevation 28'	
Black Vibration Joint	Fan Dampener by Boiler and Southeast of Boiler
Fabric Joint	Fan Dampener by Boiler
4" OD Black Gasket	South of Condenser
3" OD Black Gasket	South of Condenser
6" OD Green Gasket	South of Condenser
16" OD Black Gasket	Feedwater Heater and Bypass Valve
10" OD White Gasket	Column F22
8" OD White Gasket	Column F22
Elevation 41'	
Red Boiler Refractory Brick	Interior of Boiler
48" OD Pipe Elbow Insulation	Turbine Pipe Elbows
48" OD Pipe Run Insulation	Turbine Pipe Runs
Black Oval Gasket	Turbine White Man Way Opening
Blue Oval Gasket	Turbine Green Man Way Opening
Elevation 85'	
Linoleum Floor Sheeting (Square Pattern) with Mastic	Continuous Emission Monitoring System Control Cabinet Entry and West Wall
Rope Gasket	Man Way Access Panel at Southwest of Building to the Exterior
4" Cream Vinyl Cove Base with Mastic	Continuous Emission Monitoring System Control Cabinet Entry and West Wall

Table 16 – Summary of Materials with No Detectable Asbestos Concentrations – Unit 4 Boiler

Material	Location
Unit 4 Boiler	
Elevation 6', [15' and 28']	
10" OD Pipe Run Insulation	Northwest Corner and North Wall Opposite to Condensate #9
6" OD Pipe Run Insulation	Northeast, Northwest and Pipe Run near Elevator at South End
Concrete	Sea Water Pipe at Center Opposite to Cable Box
Concrete Seal	Sea Water Pipe at Center Opposite to Fire Extinguisher
White Gasket	West of MV6 and MV7
Concrete Slab	Elevation 6' Center Wall by Drip Return Tank #4 Elevation 15' Northeast Corner by Lower Elevation 28' Turbine Area Outside Elevator
Elevation 28', [15' and 41']	
Black Wall Caulking	Electrical Room
Black Pipe Wrap	Elevation 28' Adjacent to Drip Pot Tank and BFP Discharge Lin Elevation 15' South of Elevator
1" White Rope Gasket	Elevation 28' and 41' Boiler Hatch
Silver Caulking	Elevation 28' Steam to Heater Elevation 15' Cold Reheat Line Elevation 41' Corner of Boiler Closest to Control Room
Elevation 41'	
Oval Turbine Gasket	Turbine Section #8 Man Hole
2" Brown Cove Base with Mastic	Smoking Room
Drywall with Joint Compound	Smoking Room

Table 17 – Summary of Materials with No Detectable Asbestos Concentrations – Units 3&4 Control Room

Material	Location
Units 3&4 Control Room	
Elevation 41' [and 65']	
Brown Cove Base with Mastic	East Wall
Carpet Adhesive	West Wall and Center
Linoleum Floor Sheeting with Mastic	Throughout
12"x12" White Acoustic Ceiling Tiles	Throughout
2'x 4' White Acoustic Ceiling Panels	Throughout
Plaster Wall	Throughout
Red Vinyl Cove Base and Adhesive	Southeast and Southwest Corners
Tan Cove Base with Mastic	Biohazard Closet
Drywall with Joint Compound	Office Upstairs Wall
Concrete Roof	Entry by Stairs and North of Roof

Table 18 – Summary of Materials with No Detectable Asbestos Concentrations – Units 3&4 Exterior

Material	Location
Units 3&4 Exterior	
12" OD Brown Gasket	Exterior South by West Fan
Fan Unit Gasket	Exterior South at East of West Fan
Vibration Joint	Exterior South Fuel Gas Heater

Table 19 – Summary of Materials with No Detectable Asbestos Concentrations – Warehouse/Shipping and Receiving

Material	Location
Warehouse/Shipping and Receiving	
12”x 12” Beige Flocked Floor Tile with Black Mastic	Print Room and Warehouse Office
White Drywall with Joint Compound	Storage Room and Warehouse Office
4” Light Brown Cove Base and Adhesive	Warehouse Office
2’x 4’ White Ceiling Tile	Print Room and Warehouse Office
Green Plaster Wall	Shipping and Receiving
Gray Concrete Slab	Warehouse, Shipping and Receiving
Concrete Joint Mastic	Warehouse, Shipping and Receiving
Concrete Masonry unit Grout	Warehouse, Shipping and Receiving
Fire Door Insulation	Door to Shipping and Receiving

Table 20 – Summary of Materials with No Detectable Asbestos Concentrations – Maintenance Building

Material	Location
Maintenance Building	
First Floor	
Concrete Slab	Southeast Entryway to Maintenance Building, Northwest and Northeast Bay
12”x 12” Beige Flocked Floor Tile with Adhesive	Northeast, East and Southeast Offices
4” Brown Cove Base and Adhesive	Northeast, East and Southeast Offices
CMU Grout	Exterior of Tool Room, Interior South and Southeast Wall of Tool Room
Second Floor	
Carpet Glue	Northwest Office and Electrical Relay Room/Test Laboratory
12”x 12” Blue Flocked Floor Tile with Adhesive	Electrical Relay Room/Test Laboratory
4” Blue Cove Base and Adhesive	Electrical Relay Room/Test Laboratory
Gray Sink Undercoat	Northwest Office
HVAC Duct Mastic	Balcony Overlooking Maintenance Area
White Caulking	Balcony Adjacent to Administration Building Overlooking Maintenance Area
First and Second Floor	
2’x 4’ White Ceiling Tile	Northwest, Northeast and Southeast Offices
Off White Drywall with Joint Compound	Northwest, Northeast and Southeast Offices

Table 21 – Summary of Materials with No Detectable Asbestos Concentrations – Administration Building

Material	Location
Administration Building	
White Ceramic Wall Tile Grout	1st Floor Men's Locker Room East Wall and Women's Locker Room 2nd Floor Women's Restroom South Wall
Brown Ceramic Floor Tile Grout	1st Floor Entry to Shower Room 2nd Floor Women's Restroom 3rd Floor Men's Restroom
4" Brown Cove Base and Adhesive	1st Floor North/south Corridor to Maintenance Shops West Wall 2nd Floor Room 211 South Wall 2rd Floor East/West Corridor South Wall
Off White Drywall with Joint Compound	1st Floor East Wall at Door 2nd Floor Office 204A South Wall and Office 212 South Wall
12"x 12" Beige Flocked Floor Tile with Black Mastic	1st Floor Production Team Leader Office, Corridor Outside of Production Team Leader Office and Northwest of Breakroom
2'x 4' White Ceiling Panel	1st Floor Production Team Leader Office 2nd Floor Office 204C 3rd Floor Office 308
Brown with White Specks Terrazzo Flooring	2nd Floor Stairs 3rd Floor Stairs at Elevator Lobby
4" Blue Cove Base and Adhesive	2nd Floor Office 205 South Wall 3rd Floor Office 314
Off White Windows Caulking	2nd Floor Office 212 South Wall Windows 3rd Floor Office 309 North Wall Windows
Beige with White Specks Sheet Flooring with Yellow Adhesive	3rd Floor Kitchen
9"x 9" Gray with White Streaks Vinyl Floor Tile with Black Mastic	3rd Floor Office 314, Laboratory 314D Southeast Corner and Center
Black Laboratory Countertop	3rd Floor Laboratory 314D Center Lab Bench
12"x 12" Gray with White Flock Floor Tile with Black Adhesive	3rd Floor Laboratory 314D
Brown Wall Carpet Adhesive	1st Floor Old Telephone Room North and West Wall

The locations where the bulk samples were collected are shown on the figures in Appendix B. The laboratory results are presented in Appendix C. TRC mobile application data and representative photographs are presented in Appendix D.

4.0 Conclusions and Recommendations

ACM and ACCM

ACMs/ACCMs listed in the report should be abated prior to beginning the scheduled demolition activities that are expected to impact these materials. The asbestos abatement should be performed by a qualified and DOSH-licensed asbestos abatement contractor. Additionally, ACMs/ACCMs should be handled, stored, and disposed of according to applicable local, state, and federal regulations. Cal/OSHA and EPA regulations require asbestos materials that are likely to become friable during demolition/renovation activities to be removed prior to their disturbance using Cal/OSHA Title 8, Section 1529 Class I or Class II removal procedures. This would include all regulated asbestos-containing material (RACM) and Category I and II ACMs.

San Luis Obispo County Air Pollution Control District (SLOAPCD) requires notification at least ten (10) business days prior to removing greater than 160 square feet, 260 linear feet or 35 cubic feet of ACMs. A California AHERA-trained asbestos supervisor shall be onsite during asbestos removal activities and asbestos removal work shall be conducted by California AHERA-trained asbestos workers.

If suspect ACMs other than the materials identified in this report are encountered during demolition activities, the contractor is required to stop work to prevent the suspect material from being disturbed and TRC will test these materials for asbestos content.

5.0 DISCLAIMER

The content presented in this report is based on data collected during the Project Site assessment and survey, review of pertinent regulations, requirements, guidelines and commonly followed industry standards, and information provided (if any) by the property owner, their clients, agents, and representatives.

The work has been conducted in an objective and unbiased manner and in accordance with generally accepted professional practice for this type of work. TRC believes the data and analysis to be accurate and relevant, but cannot accept responsibility for the accuracy or completeness of available documentation or possible withholding of information of other parties. Structures or components thereof surveyed may contain hidden surfaces or materials requiring additional destructive access to inspect and/or sample. It is possible that additional materials could be discovered during destructive or demolition activities. In the event additional materials (not identified herein) are discovered during such activities, additional investigation and sampling may be necessary. Information concerning assessments of materials and other related findings identified herein are reported as observed on the date(s) of the inspection and such assessments can change with time.

6.0 Signatory Page

TRC hereby certifies that the services conducted and described in this document and the findings resulting from those services reported herein have been provided in a manner consistent with the current standards of the profession, and to the best of our knowledge, comply with applicable federal, state, and local statutes, regulations, and ordinances. If there are any questions concerning information contained in this report, please contact the undersigned at 949.727.7336.

Sincerely,

TRC Environmental Corporation

Report Prepared By:



Chris Blake, CAC, CDPH
BSI Practice Leader, Irvine

Reviewed by:



Michelle Campbell, CMC, CDPH, CAC, CIH
Industrial Hygiene Program Director
Cell: 949.312.0241

Appendix A

Personnel Certifications

State of California
Division of Occupational Safety and Health
Certified Asbestos Consultant



Name **Christopher A Blake**

Certification No. **01-3027**

Expires on **11/09/19**

This certification was issued by the Division of Occupational Safety and Health as authorized by Sections 7180 et seq. of the Business and Professions Code.

State of California
Division of Occupational Safety and Health
Certified Asbestos Consultant



Kartik R Bhatt
Name

Certification No. **18-6270**

Expires on **10/17/20**

This certification was issued by the Division of Occupational Safety and Health as authorized by Sections 7180 et seq. of the Business and Professions Code.

State of California
Division of Occupational Safety and Health
Certified Asbestos Consultant



Name **Michelle L Campbell**

Certification No. **09-4519**

Expires on **05/21/20**

This certification was issued by the Division of Occupational Safety and Health as authorized by Sections 7180 et seq. of the Business and Professions Code.

State of California
Division of Occupational Safety and Health

Certified Site Surveillance Technician



Sok W Chan
Name

Certification No. **18-6180**

Expires on **07/17/20**

This certification was issued by the Division of Occupational Safety and Health as authorized by Sections 7180 et seq. of the Business and Professions Code.

The Environmental Institute

Matthew Cuda

Social Security Number - XXX-XX-8274
TRC - 4105 SE International Way #505 - Milwaukie, Oregon 97222

Has completed coursework and satisfactorily passed
an examination that meets all criteria required for
EPA/AHERA/ASHARA (TSCA Title II) Approved Reaccreditation

Asbestos in Buildings: Inspector Refresher

February 1, 2019
Course Date

17225
Certificate Number

February 1,2019
Examination Date

January 31, 2020
Expiration Date

David W. Hogue - Principal Instructor / Training Manager

Rachel G. McCain - Exam Administrator

(Approved by the ABIH Certification Maintenance Committee for 1/2 CM point - Approval #11-577)

(Florida Provider Registration Number FL49-0001342 - Course #FL49-0002805)

TEI - 1841 West Oak Parkway, Suite F - Marietta, Georgia 30062 - (770) 427-3600 - www.tei-atl.com

State of California
Division of Occupational Safety and Health
Certified Asbestos Consultant



Tanis D Gaines
Name

Certification No. **11-4752**

Expires on **07/20/20**

This certification was issued by the Division of Occupational Safety and Health as authorized by Sections 7180 et seq. of the Business and Professions Code.

State of California
Division of Occupational Safety and Health

Certified Site Surveillance Technician

Hector E Gonzalez

Name



Certification No. **06-4072**

Expires on **09/20/20**

This certification was issued by the Division of Occupational Safety and Health as authorized by Sections 7180 et seq. of the Business and Professions Code.

Appendix B

Sample Location Plots

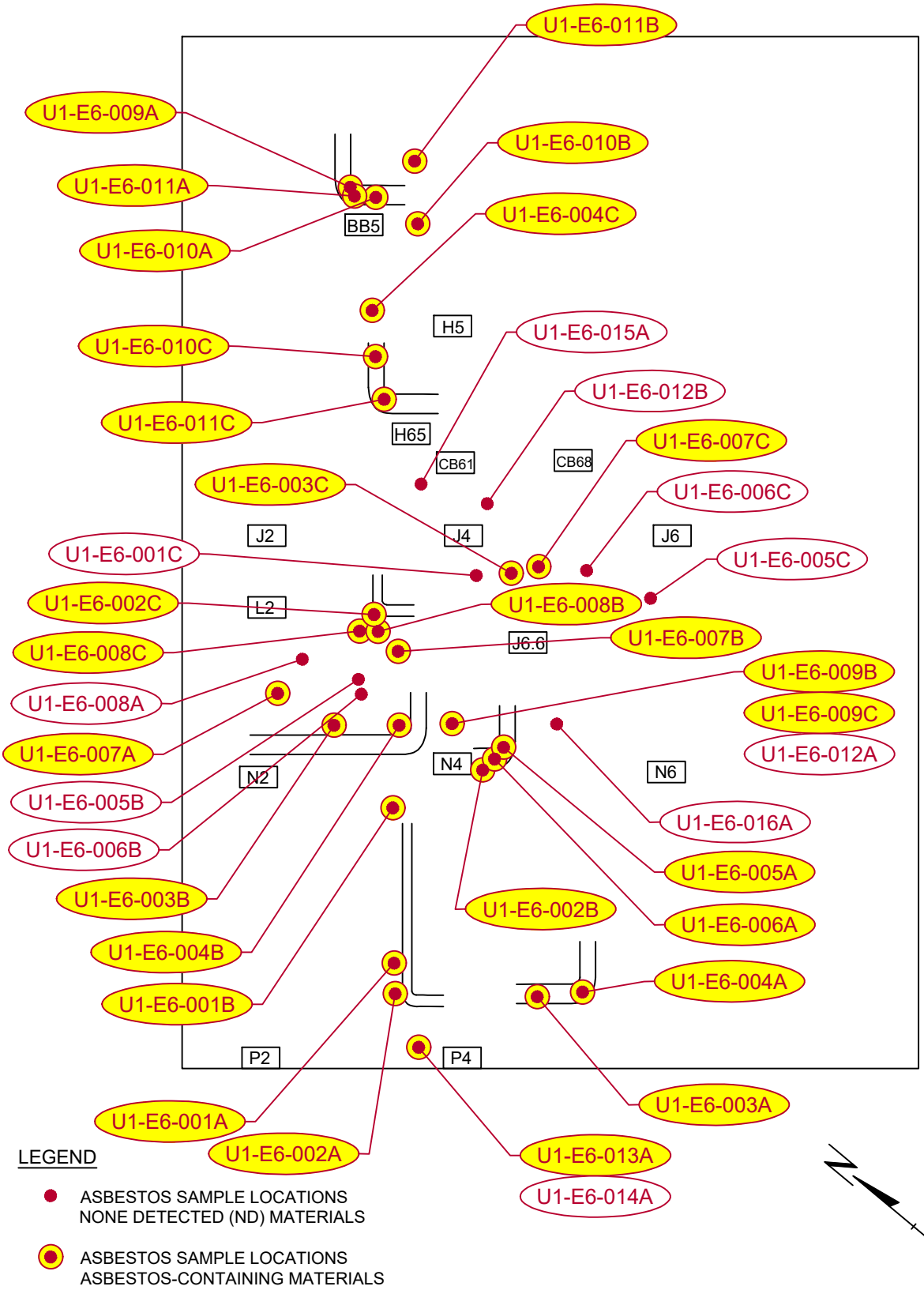

LEGEND

- ASBESTOS SAMPLE LOCATIONS NONE DETECTED (ND) MATERIALS
- ASBESTOS SAMPLE LOCATIONS ASBESTOS-CONTAINING MATERIALS (ACM) (>1%)

DRAWING NOT TO SCALE

TRC
17911 Von Karman Avenue
Suite 400
Irvine, CA 92614
Phone: 949.727.9336

PROJECT:

MORRO BAY POWER PLANT
1290 EMBARCADERO ROAD
MORRO BAY, CALIFORNIA 93442

TITLE:

ASBESTOS SAMPLE LOCATIONS
UNIT 1 - BASEMENT
ELEVATION 6

DRAWN BY:	R. Collins
CHECKED BY:	C. Blake
APPROVED BY:	C. Blake
DATE:	October 2019
PROJ. NO.:	330541.0000.0000
FILE:	Morro-Bay_Unit-1.dwg

FIGURE 1

8.5x11 --- USER: rcollins --- ATTACHED XREFS: --- ATTACHED IMAGES: Unit 1, EL118; Unit 1, EL130; Unit 1, EL15; Unit 1, EL28; Unit 1, EL41; Unit 1, EL6; Unit 1, EL65; Unit 1, EL80;
DRAWING NAME: L:\Graphics\Projects\byName\Vistra Energy\330541_Morro_Bay\ Morro-Bay_Unit-1.dwg --- PLOT DATE: October 21, 2019 - 2:34PM --- LAYOUT: EL6-8.5X11P
Version: 2017-10-21

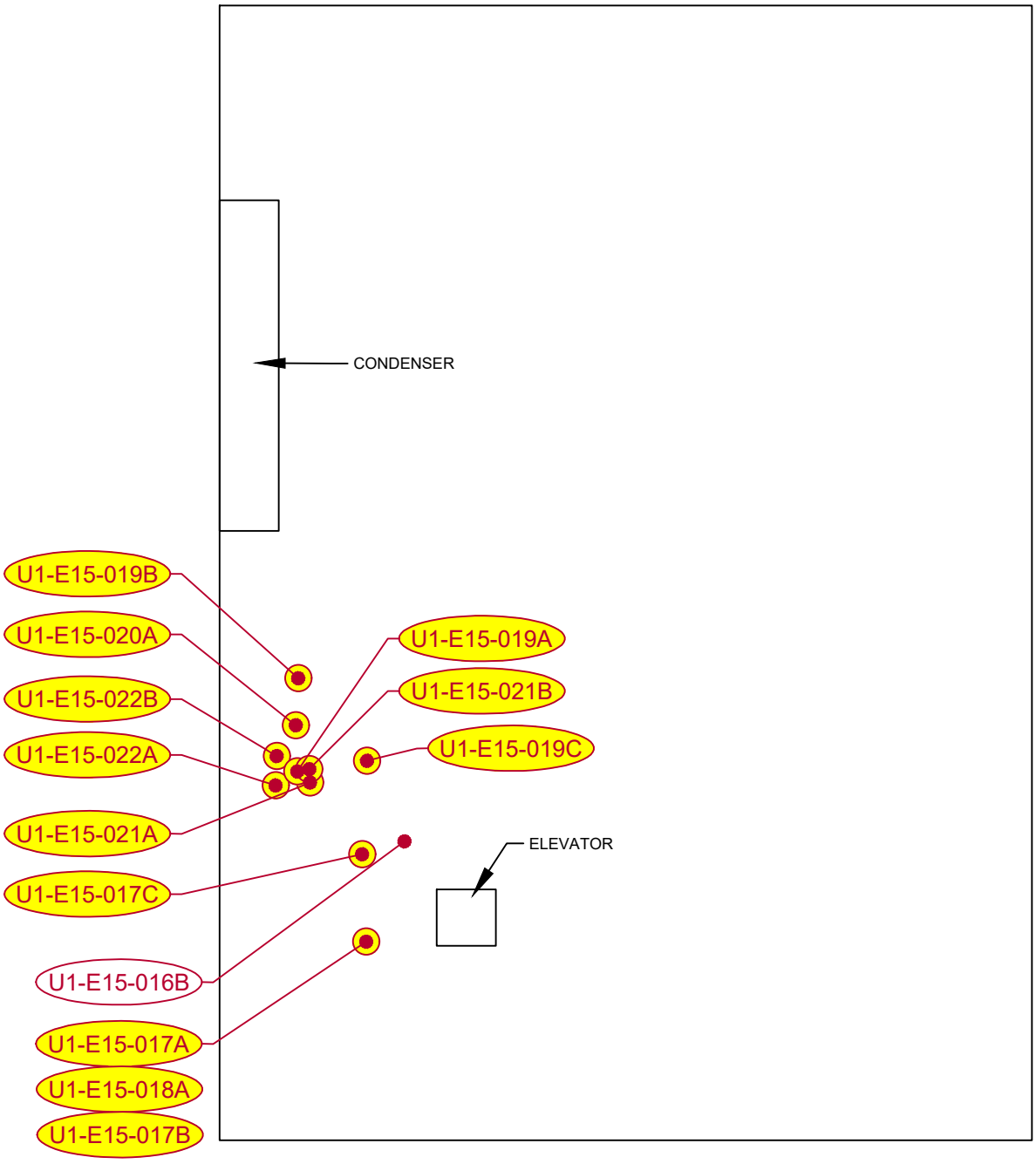

LEGEND

- ASBESTOS SAMPLE LOCATIONS NONE DETECTED (ND) MATERIALS
- ASBESTOS SAMPLE LOCATIONS ASBESTOS-CONTAINING MATERIALS (ACM) (>1%)

DRAWING NOT TO SCALE

TRC
17911 Von Karman Avenue
Suite 400
Irvine, CA 92614
Phone: 949.727.9336

PROJECT:
MORRO BAY POWER PLANT
1290 EMBARCADERO ROAD
MORRO BAY, CALIFORNIA 93442

TITLE:
ASBESTOS SAMPLE LOCATIONS
UNIT 1
ELEVATION 15

DRAWN BY:	R. Collins
CHECKED BY:	C. Blake
APPROVED BY:	C. Blake
DATE:	October 2019
PROJ. NO.:	330541.0000.0000
FILE:	Morro-Bay_Unit-1.dwg

FIGURE 2

8.5x11 --- USER: rcollins --- ATTACHED XREFS: --- ATTACHED IMAGES: Unit 1, EL118; Unit 1, EL130; Unit 1, EL15; Unit 1, EL28; Unit 1, EL41; Unit 1, EL6; Unit 1, EL65; Unit 1, EL80;
DRAWING NAME: L:\Graphics\Projects\byName\Vistra Energy\330541_Morro_Bay\ Morro-Bay_Unit-1.dwg --- PLOT DATE: October 21, 2019 - 2:35PM --- LAYOUT: EL15-8.5X11P
Version: 2017-10-21

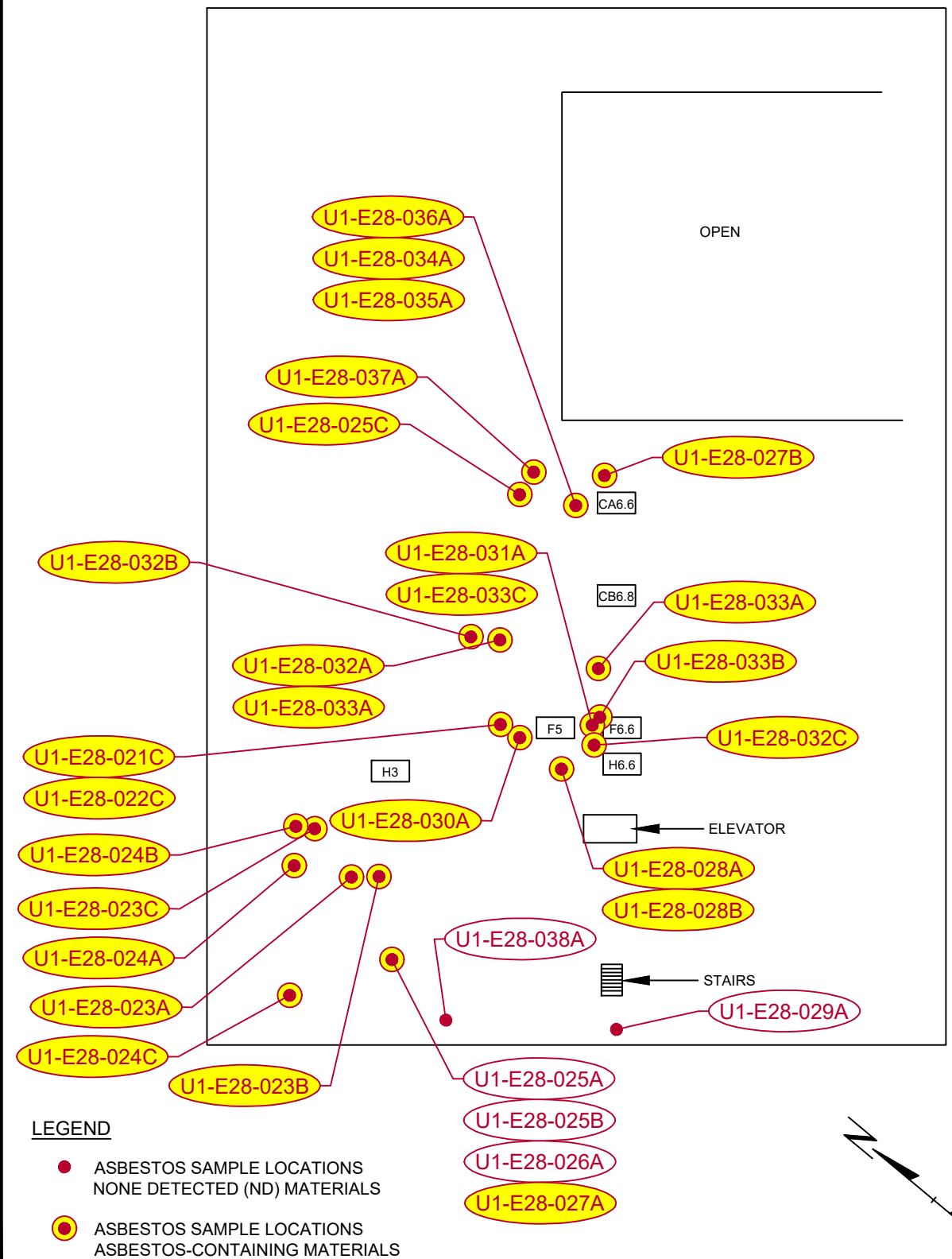

LEGEND

- ASBESTOS SAMPLE LOCATIONS NONE DETECTED (ND) MATERIALS
- ASBESTOS SAMPLE LOCATIONS ASBESTOS-CONTAINING MATERIALS (ACM) (>1%)

DRAWING NOT TO SCALE

TRC
17911 Von Karman Avenue
Suite 400
Irvine, CA 92614
Phone: 949.727.9336

PROJECT:

MORRO BAY POWER PLANT
1290 EMBARCADERO ROAD
MORRO BAY, CALIFORNIA 93442

TITLE:

ASBESTOS SAMPLE LOCATIONS
UNIT 1
ELEVATION 28

DRAWN BY:	R. Collins
CHECKED BY:	C. Blake
APPROVED BY:	C. Blake
DATE:	October 2019
PROJ. NO.:	330541.0000.0000
FILE:	Morro-Bay_Unit-1.dwg

FIGURE 3

8.5x11 --- USER: rcollins --- ATTACHED XREFS: --- ATTACHED IMAGES: Unit 1, EL118; Unit 1, EL130; Unit 1, EL15; Unit 1, EL28; Unit 1, EL41; Unit 1, EL6; Unit 1, EL65; Unit 1, EL80;
DRAWING NAME: L:\Graphics\Projects\byName\Vistra Energy\330541_Morro_Bay\ Morro-Bay_Unit-1.dwg --- PLOT DATE: October 21, 2019 - 2:35PM --- LAYOUT: EL28-8.5X11P
Version: 2017-10-21

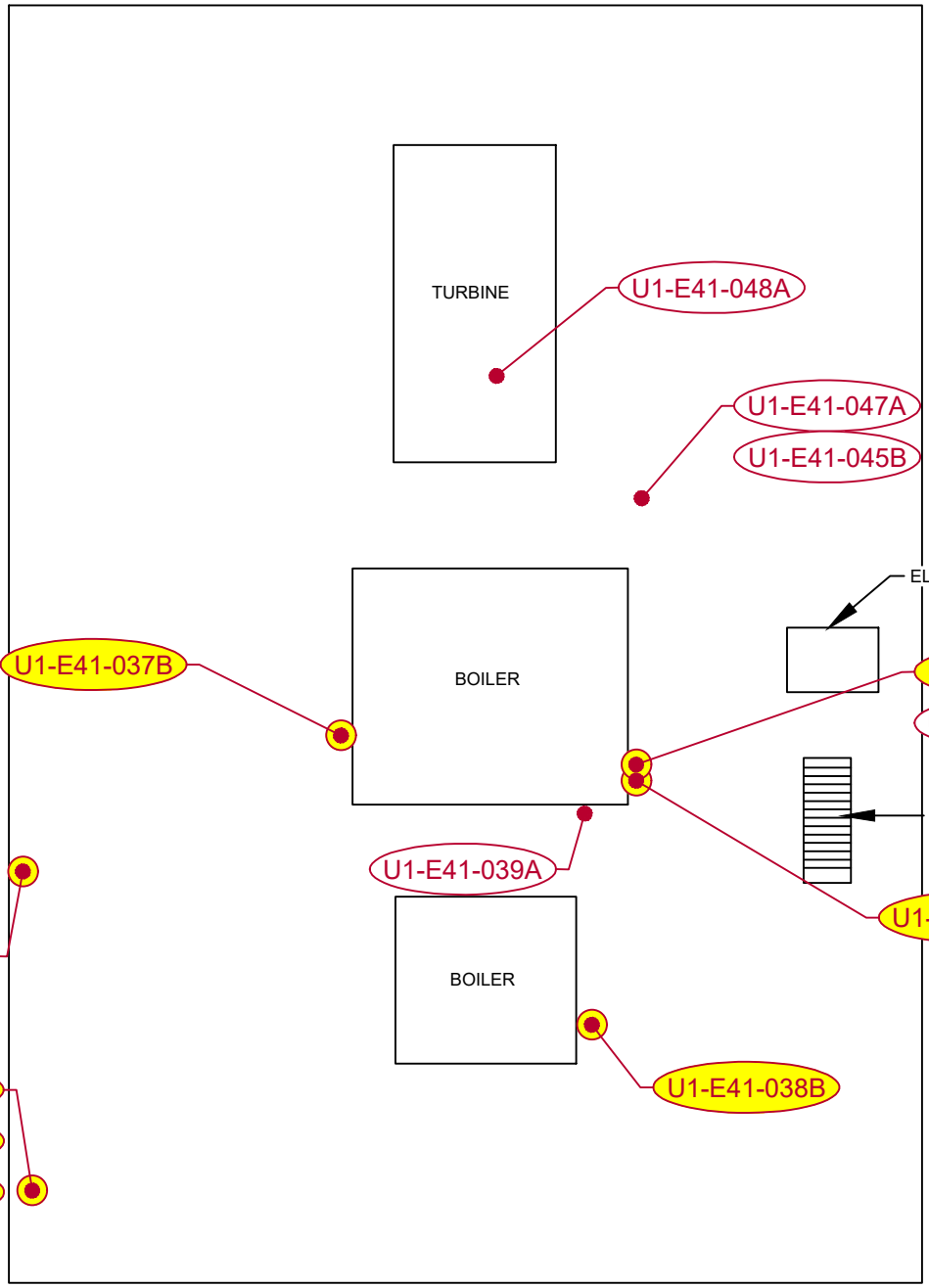

LEGEND

- ASBESTOS SAMPLE LOCATIONS NONE DETECTED (ND) MATERIALS
- ASBESTOS SAMPLE LOCATIONS ASBESTOS-CONTAINING MATERIALS (ACM) (>1%)

DRAWING NOT TO SCALE

TRC
17911 Von Karman Avenue
Suite 400
Irvine, CA 92614
Phone: 949.727.9336

PROJECT:
MORRO BAY POWER PLANT
1290 EMBARCADERO ROAD
MORRO BAY, CALIFORNIA 93442

TITLE:
ASBESTOS SAMPLE LOCATIONS UNIT 1 ELEVATION 41

DRAWN BY:	R. Collins
CHECKED BY:	C. Blake
APPROVED BY:	C. Blake
DATE:	October 2019
PROJ. NO.:	330541.0000.0000
FILE:	Morro-Bay_Unit-1.dwg

FIGURE 4

8.5x11 --- USER: rcollins --- ATTACHED XREFS: --- ATTACHED IMAGES: Unit 1_EL118; Unit 1_EL130; Unit 1_EL15; Unit 1_EL28; Unit 1_EL41; Unit 1_EL6; Unit 1_EL65; Unit 1_EL80;
DRAWING NAME: L:\Graphics\Projects\byName\Vistra Energy\330541_Morro_Bay\ Morro-Bay_Unit-1.dwg --- PLOT DATE: October 21, 2019 - 2:36PM --- LAYOUT: EL41-8.5X11P
Version: 2017-10-21

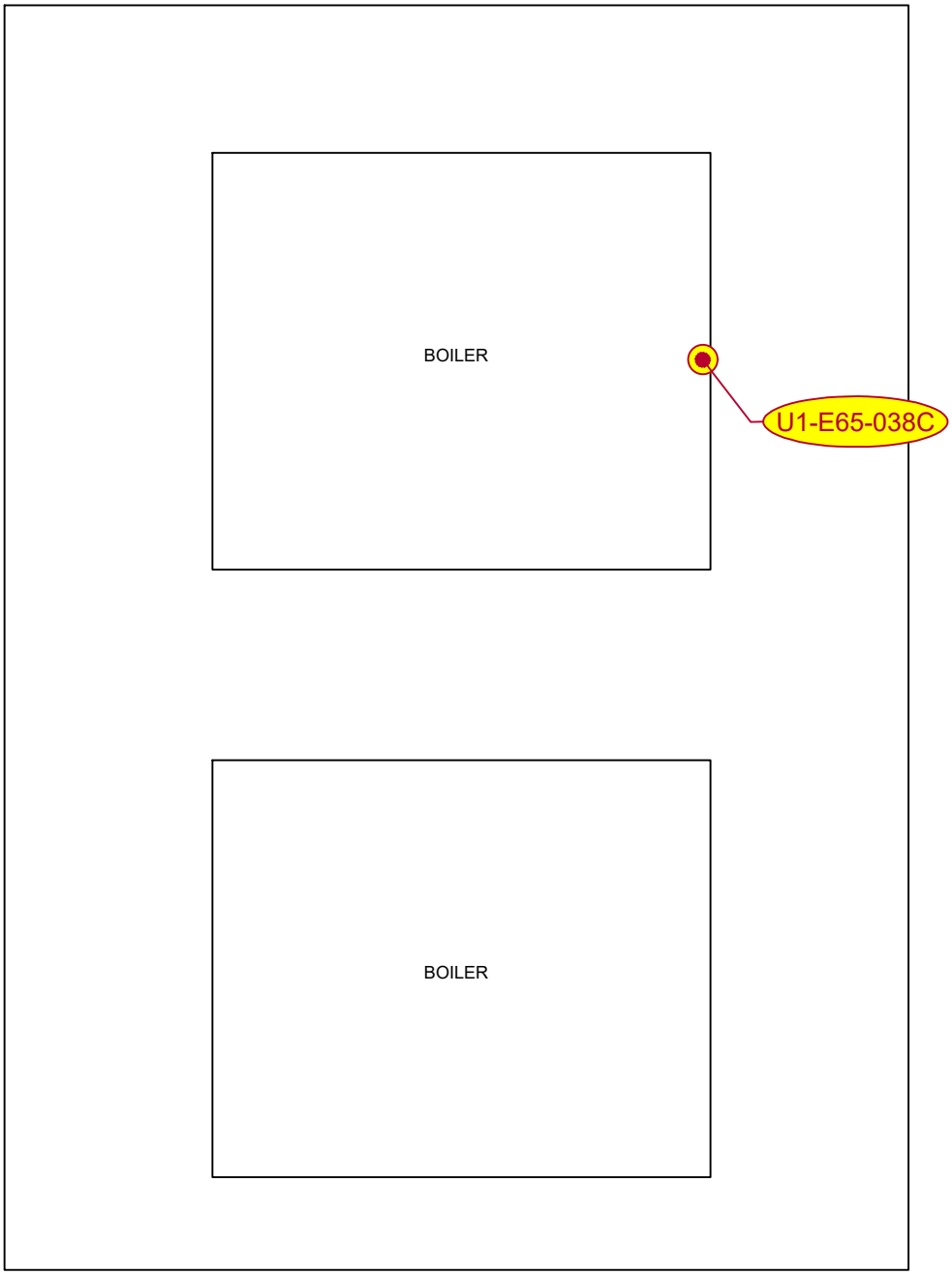

LEGEND

ASBESTOS SAMPLE LOCATIONS
ASBESTOS-CONTAINING MATERIALS
(ACM) (>1%)

DRAWING NOT TO SCALE

TRC
17911 Von Karman Avenue
Suite 400
Irvine, CA 92614
Phone: 949.727.9336

PROJECT:
MORRO BAY POWER PLANT
1290 EMBARCADERO ROAD
MORRO BAY, CALIFORNIA 93442

TITLE:
ASBESTOS SAMPLE LOCATIONS
UNIT 1
ELEVATION 65

DRAWN BY:	R. Collins
CHECKED BY:	C. Blake
APPROVED BY:	C. Blake
DATE:	October 2019
PROJ. NO.:	330541.0000.0000
FILE:	Morro-Bay_Unit-1.dwg

FIGURE 5

8.5x11 --- USER: rcollins --- ATTACHED XREFS: --- ATTACHED IMAGES: Unit 1_EL118; Unit 1_EL130; Unit 1_EL15; Unit 1_EL28; Unit 1_EL41; Unit 1_EL6; Unit 1_EL65; Unit 1_EL80;
DRAWING NAME: L:\Graphics\Projects\byName\Vistra Energy\330541_Morro_Bay\ Morro-Bay_Unit-1.dwg --- PLOT DATE: October 21, 2019 - 2:36PM --- LAYOUT: EL65-8.5X11P

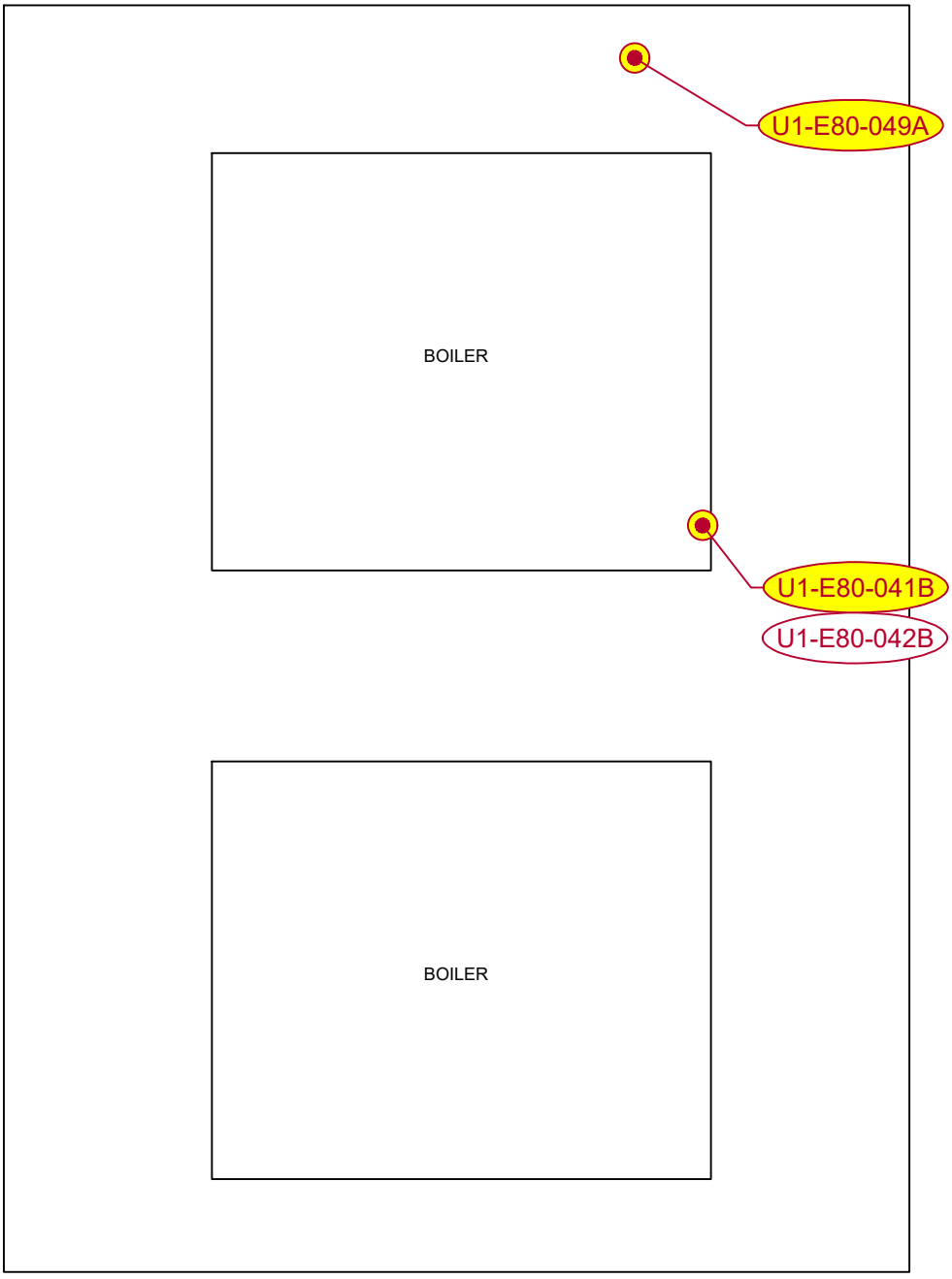

LEGEND

- ASBESTOS SAMPLE LOCATIONS NONE DETECTED (ND) MATERIALS
- ASBESTOS SAMPLE LOCATIONS ASBESTOS-CONTAINING MATERIALS (ACM) (>1%)

DRAWING NOT TO SCALE

TRC
17911 Von Karman Avenue
Suite 400
Irvine, CA 92614
Phone: 949.727.9336

PROJECT:
MORRO BAY POWER PLANT
1290 EMBARCADERO ROAD
MORRO BAY, CALIFORNIA 93442

TITLE:
ASBESTOS SAMPLE LOCATIONS
UNIT 1
ELEVATION 80

DRAWN BY:	R. Collins
CHECKED BY:	C. Blake
APPROVED BY:	C. Blake
DATE:	October 2019
PROJ. NO.:	330541.0000.0000
FILE:	Morro-Bay_Unit-1.dwg

FIGURE 6

8.5x11 --- USER: rcollins --- ATTACHED XREFS: --- ATTACHED IMAGES: Unit 1, EL118; Unit 1, EL130; Unit 1, EL15; Unit 1, EL28; Unit 1, EL41; Unit 1, EL6; Unit 1, EL65; Unit 1, EL80;
DRAWING NAME: L:\Graphics\Projects\byName\Vistra Energy\330541_Morro_Bay\ Morro-Bay_Unit-1.dwg --- PLOT DATE: October 21, 2019 - 2:36PM --- LAYOUT: EL80-8.5X11P
Version: 2017-10-21

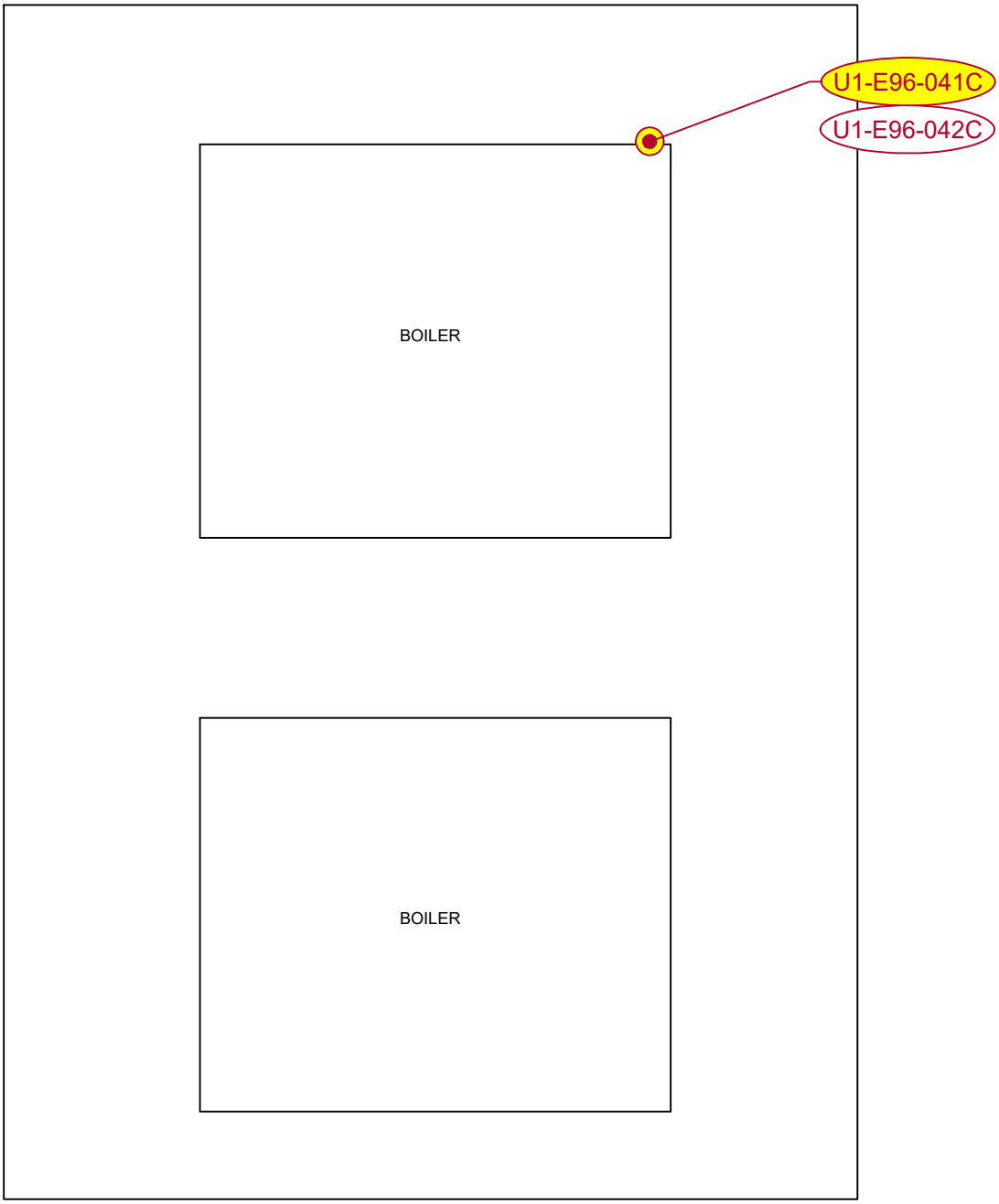

LEGEND

- ASBESTOS SAMPLE LOCATIONS NONE DETECTED (ND) MATERIALS
- ASBESTOS SAMPLE LOCATIONS ASBESTOS-CONTAINING MATERIALS (ACM) (>1%)

DRAWING NOT TO SCALE

TRC
17911 Von Karman Avenue
Suite 400
Irvine, CA 92614
Phone: 949.727.9336

PROJECT:
MORRO BAY POWER PLANT
1290 EMBARCADERO ROAD
MORRO BAY, CALIFORNIA 93442

TITLE:
ASBESTOS SAMPLE LOCATIONS
UNIT 1
ELEVATION 96

DRAWN BY:	R. Collins
CHECKED BY:	C. Blake
APPROVED BY:	C. Blake
DATE:	October 2019
PROJ. NO.:	330541.0000.0000
FILE:	Morro-Bay_Unit-1.dwg

FIGURE 7

8.5x11 --- USER: rcollins --- ATTACHED XREFS: --- ATTACHED IMAGES: Unit 1_EL118; Unit 1_EL130; Unit 1_EL15; Unit 1_EL28; Unit 1_EL41; Unit 1_EL6; Unit 1_EL65; Unit 1_EL80;
DRAWING NAME: L:\Graphics\Projects\byName\Vistra Energy\330541_Morro_Bay\ Morro-Bay_Unit-1.dwg --- PLOT DATE: October 21, 2019 - 2:36PM --- LAYOUT: EL96-8.5X11P
Version: 2017-10-21

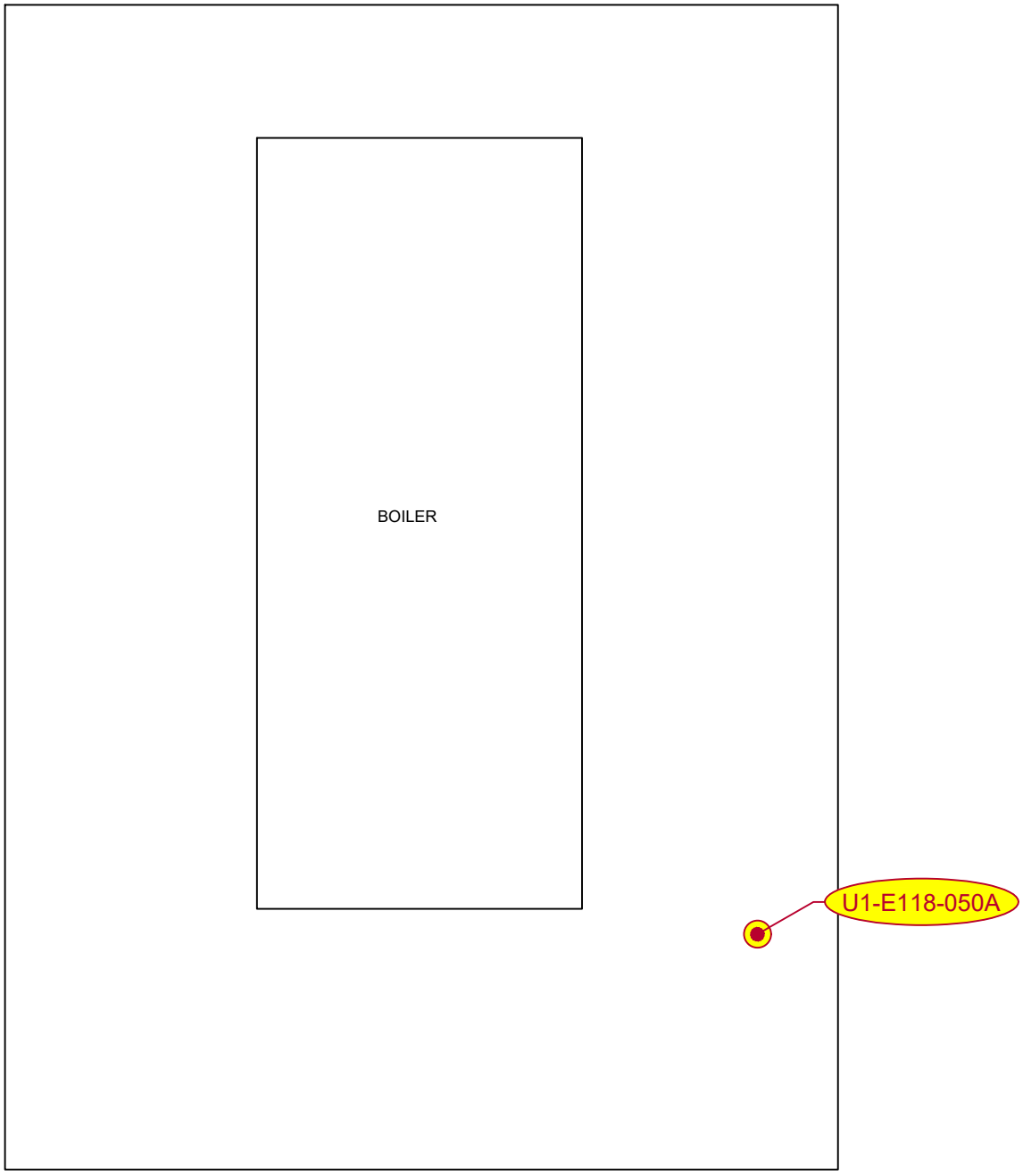

LEGEND

ASBESTOS SAMPLE LOCATIONS
ASBESTOS-CONTAINING MATERIALS
(ACM) (>1%)

DRAWING NOT TO SCALE

TRC
17911 Von Karman Avenue
Suite 400
Irvine, CA 92614
Phone: 949.727.9336

PROJECT:
MORRO BAY POWER PLANT
1290 EMBARCADERO ROAD
MORRO BAY, CALIFORNIA 93442

TITLE:
ASBESTOS SAMPLE LOCATIONS
UNIT 1
ELEVATION 118

DRAWN BY:	R. Collins
CHECKED BY:	C. Blake
APPROVED BY:	C. Blake
DATE:	October 2019
PROJ. NO.:	330541.0000.0000
FILE:	Morro-Bay_Unit-1.dwg

FIGURE 8

8.5x11 --- USER: rcollins --- ATTACHED XREFS: --- ATTACHED IMAGES: Unit 1_EL118, Unit 1_EL130, Unit 1_EL15, Unit 1_EL28, Unit 1_EL41, Unit 1_EL6, Unit 1_EL65, Unit 1_EL80:
DRAWING NAME: L:\Graphics\Projects\byName\Vistra Energy\330541_Morro_Bay\ Morro-Bay_Unit-1.dwg --- PLOT DATE: October 21, 2019 - 2:36PM --- LAYOUT: EL118-8.5X11P
Version: 2017-10-21

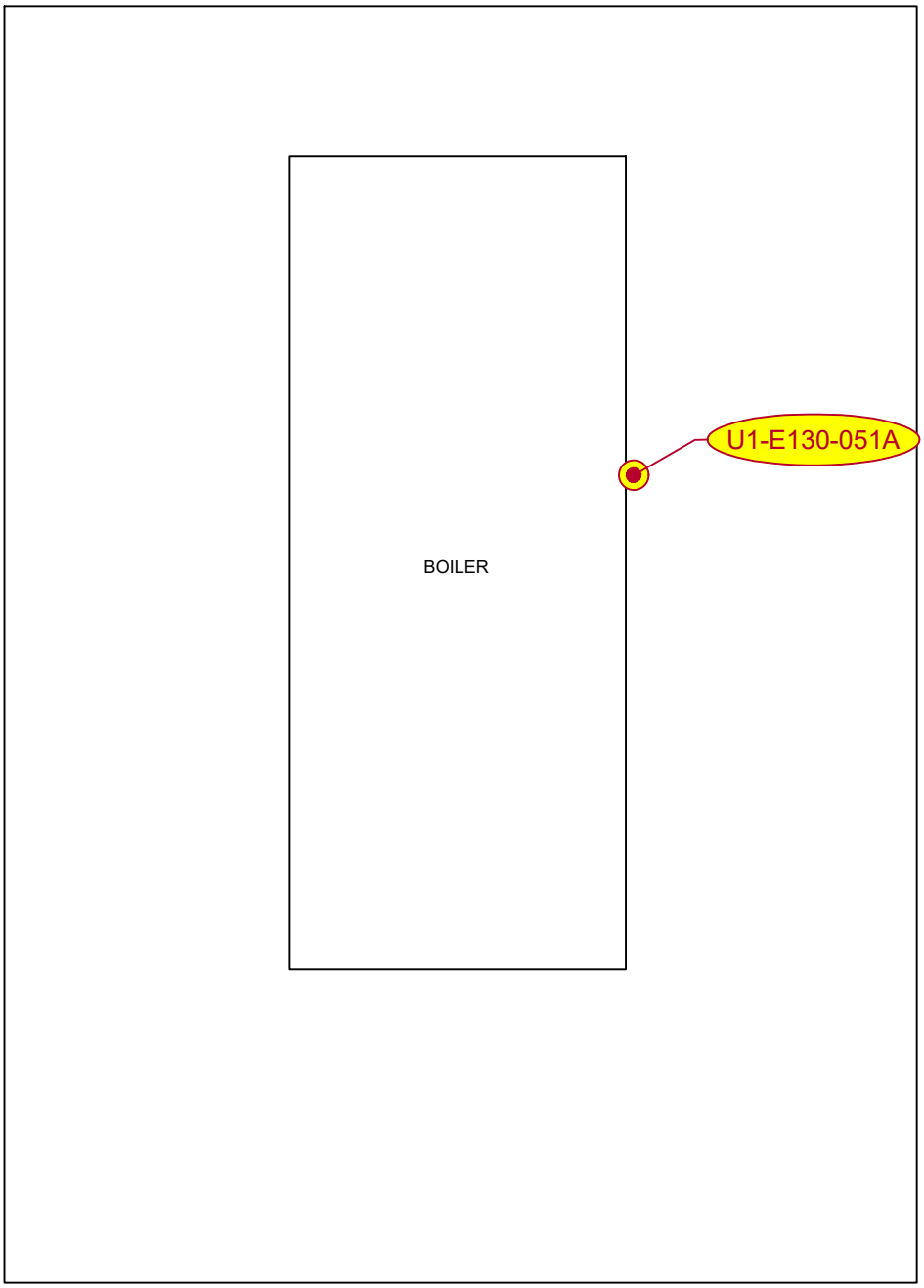

LEGEND

ASBESTOS SAMPLE LOCATIONS
ASBESTOS-CONTAINING MATERIALS
(ACM) (>1%)

DRAWING NOT TO SCALE

TRC
17911 Von Karman Avenue
Suite 400
Irvine, CA 92614
Phone: 949.727.9336

PROJECT:
MORRO BAY POWER PLANT
1290 EMBARCADERO ROAD
MORRO BAY, CALIFORNIA 93442

TITLE:
ASBESTOS SAMPLE LOCATIONS
UNIT 1
ELEVATION 130

DRAWN BY:	R. Collins
CHECKED BY:	C. Blake
APPROVED BY:	C. Blake
DATE:	October 2019
PROJ. NO.:	330541.0000.0000
FILE:	Morro-Bay_Unit-1.dwg

FIGURE 9

8.5x11 --- USER: rcollins --- ATTACHED XREFS: --- ATTACHED IMAGES: Unit 1_EL118; Unit 1_EL130; Unit 1_EL15; Unit 1_EL28; Unit 1_EL41; Unit 1_EL6; Unit 1_EL65; Unit 1_EL80;
DRAWING NAME: L:\Graphics\Projects\byName\Vistra Energy\330541_Morro_Bay\ Morro-Bay_Unit-1.dwg --- PLOT DATE: October 21, 2019 - 2:37PM --- LAYOUT: EL130-8.5X11P
Version: 2017-10-21

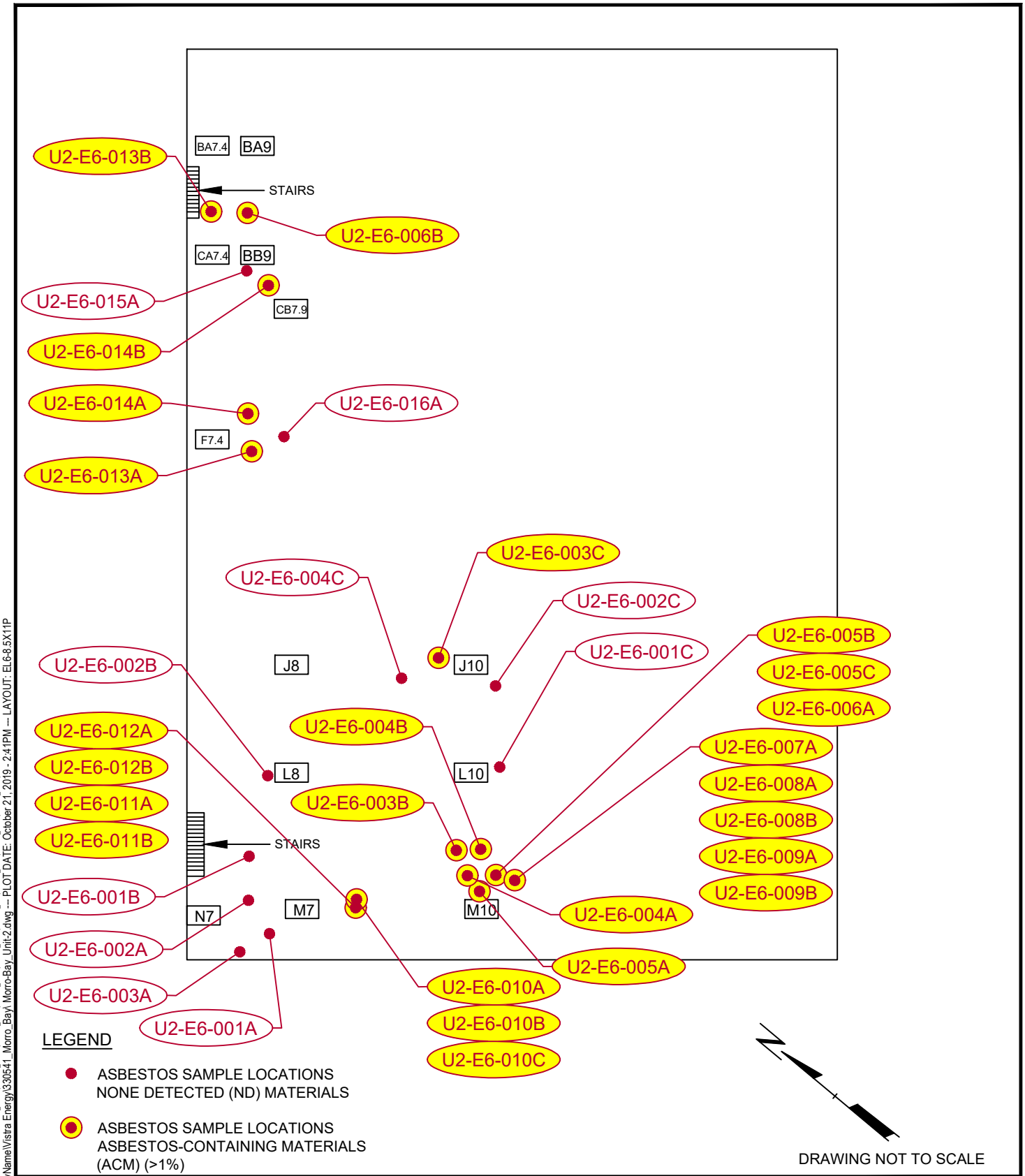

TRC
17911 Von Karman Avenue
Suite 400
Irvine, CA 92614
Phone: 949.727.9336

PROJECT:
MORRO BAY POWER PLANT
1290 EMBARCADERO ROAD
MORRO BAY, CALIFORNIA 93442

TITLE:
ASBESTOS SAMPLE LOCATIONS
UNIT 2 - BASEMENT
ELEVATION 6

DRAWN BY:	R. Collins
CHECKED BY:	C. Blake
APPROVED BY:	C. Blake
DATE:	October 2019
PROJ. NO.:	330541.0000.0000
FILE:	Morro-Bay_Unit-2.dwg

FIGURE 1

8.5x11 --- USER: rcollins --- ATTACHED XREFS: --- ATTACHED IMAGES: Unit 2_EL118; Unit 2_EL130; Unit 2_EL15; Unit 2_EL28; Unit 2_EL41; Unit 2_EL6; Unit 2_EL65; Unit 2_EL80; Unit 2_EL96;
DRAWING NAME: L:\Graphics\Projects\byName\Vistra Energy\330541_Morro_Bay\ Morro-Bay_Unit-2.dwg --- PLOT DATE: October 21, 2019 - 2:41PM --- LAYOUT: EL6-8.5X11P
Version: 2017-10-21

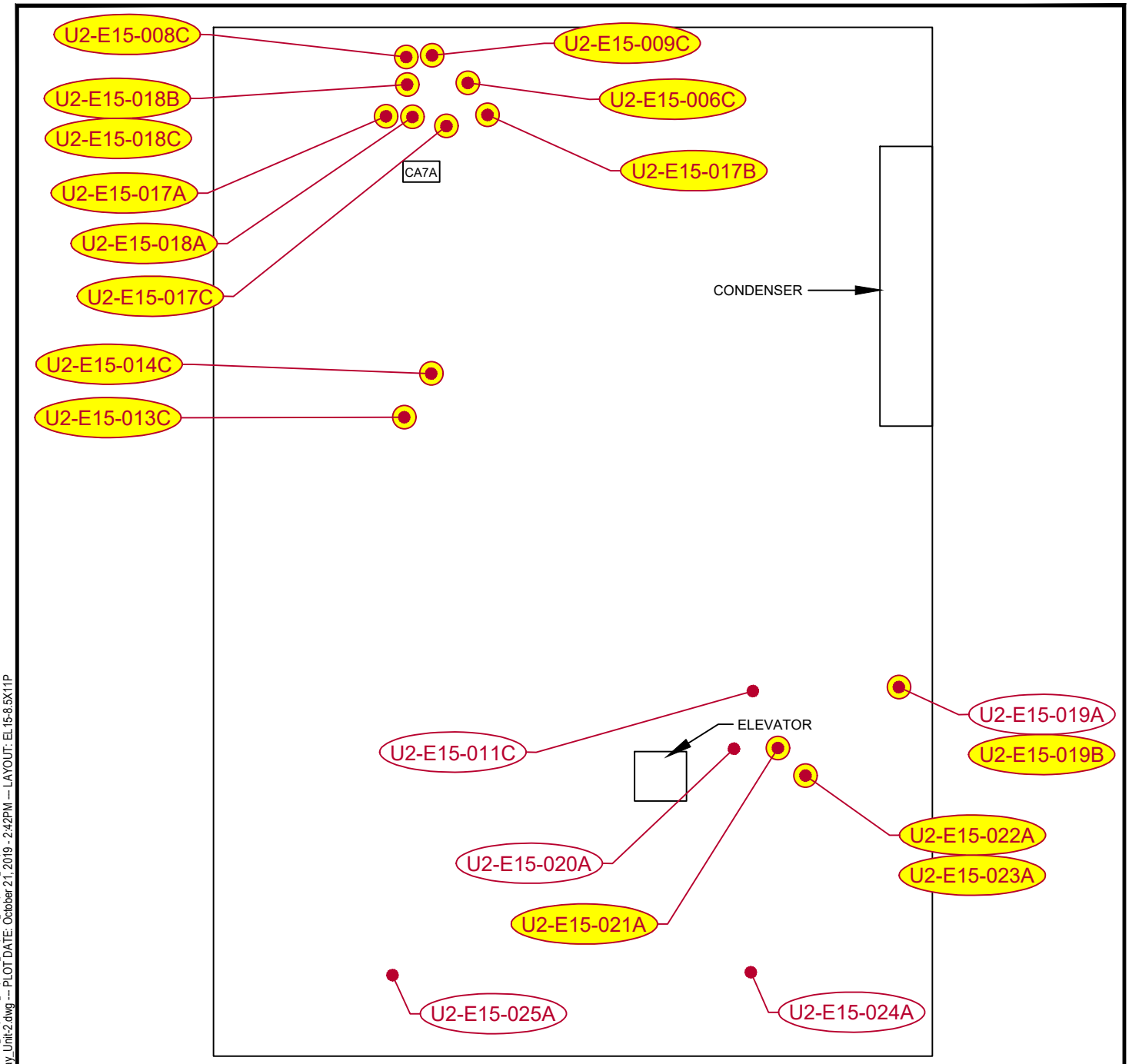

LEGEND

- ASBESTOS SAMPLE LOCATIONS NONE DETECTED (ND) MATERIALS
- ASBESTOS SAMPLE LOCATIONS ASBESTOS-CONTAINING MATERIALS (ACM) (>1%)

DRAWING NOT TO SCALE

TRC
17911 Von Karman Avenue
Suite 400
Irvine, CA 92614
Phone: 949.727.9336

PROJECT:
MORRO BAY POWER PLANT
1290 EMBARCADERO ROAD
MORRO BAY, CALIFORNIA 93442

TITLE:
ASBESTOS SAMPLE LOCATIONS
UNIT 2
ELEVATION 15

DRAWN BY:	R. Collins
CHECKED BY:	C. Blake
APPROVED BY:	C. Blake
DATE:	October 2019
PROJ. NO.:	330541.0000.0000
FILE:	Morro-Bay_Unit-2.dwg

FIGURE 2

8.5x11 --- USER: rcollins --- ATTACHED XREFS: --- ATTACHED IMAGES: Unit 2_EL118; Unit 2_EL130; Unit 2_EL15; Unit 2_EL28; Unit 2_EL41; Unit 2_EL6; Unit 2_EL65; Unit 2_EL80; Unit 2_EL96;
DRAWING NAME: L:\Graphics\Projects\byName\Vistra Energy\330541_Morro_Bay\ Morro-Bay_Unit-2.dwg --- PLOT DATE: October 21, 2019 - 2:42PM --- LAYOUT: EL15-8.5X11P
Version: 2017-10-21

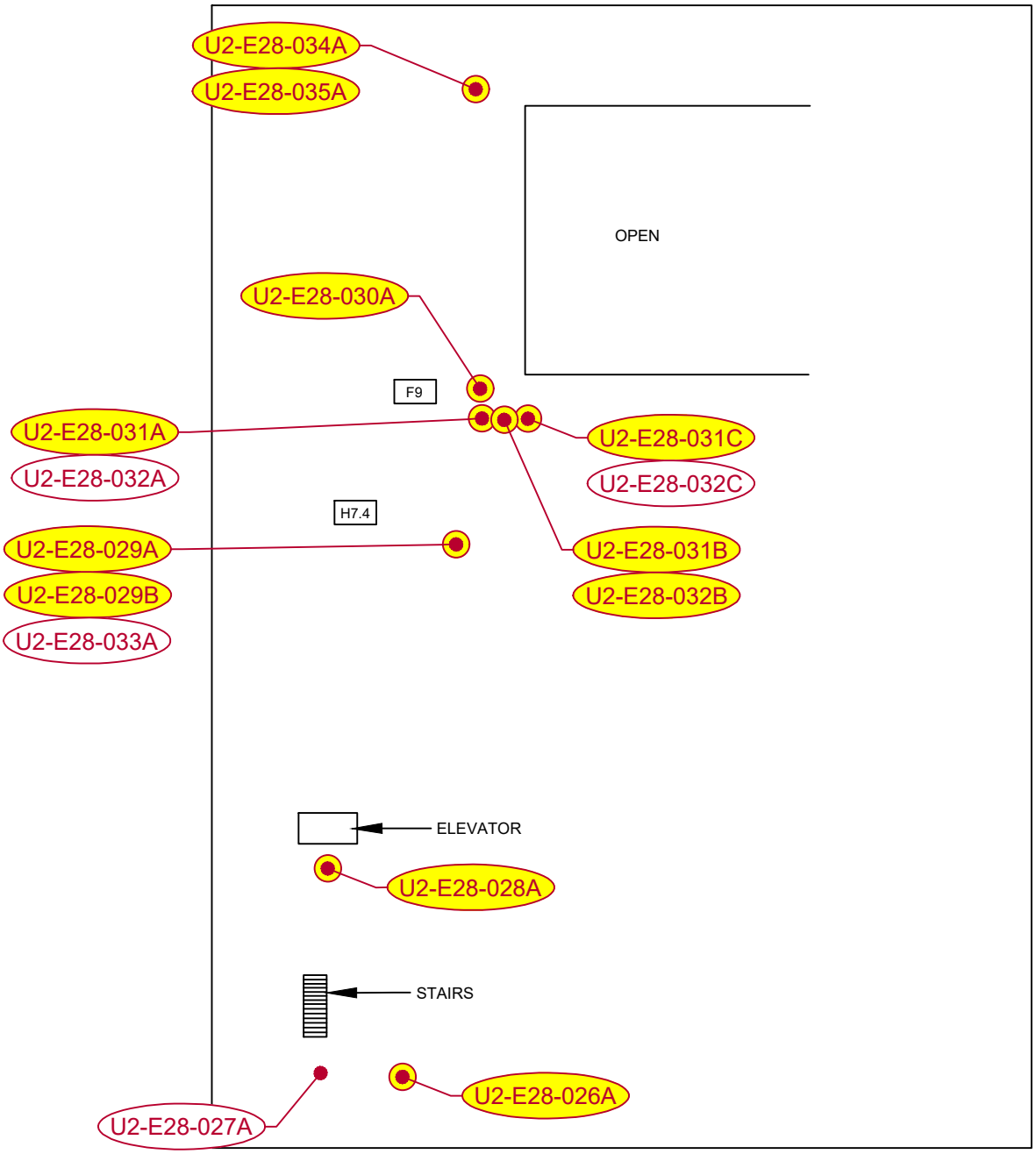

LEGEND

- ASBESTOS SAMPLE LOCATIONS NONE DETECTED (ND) MATERIALS
- ASBESTOS SAMPLE LOCATIONS ASBESTOS-CONTAINING MATERIALS (ACM) (>1%)

DRAWING NOT TO SCALE

TRC
17911 Von Karman Avenue
Suite 400
Irvine, CA 92614
Phone: 949.727.9336

PROJECT:
MORRO BAY POWER PLANT
1290 EMBARCADERO ROAD
MORRO BAY, CALIFORNIA 93442

TITLE:
ASBESTOS SAMPLE LOCATIONS
UNIT 2
ELEVATION 28

DRAWN BY:	R. Collins
CHECKED BY:	C. Blake
APPROVED BY:	C. Blake
DATE:	October 2019
PROJ. NO.:	330541.0000.0000
FILE:	Morro-Bay_Unit-2.dwg

FIGURE 3

8.5x11 --- USER: rcollins --- ATTACHED XREFS: --- ATTACHED IMAGES: Unit 2_EL118; Unit 2_EL130; Unit 2_EL15; Unit 2_EL28; Unit 2_EL41; Unit 2_EL6; Unit 2_EL65; Unit 2_EL80; Unit 2_EL96;
DRAWING NAME: L:\Graphics\Projects\byName\Vistra Energy\330541_Morro_Bay\ Morro-Bay_Unit-2.dwg --- PLOT DATE: October 21, 2019 - 2:42PM --- LAYOUT: EL28-8.5X11P
Version: 2017-10-21

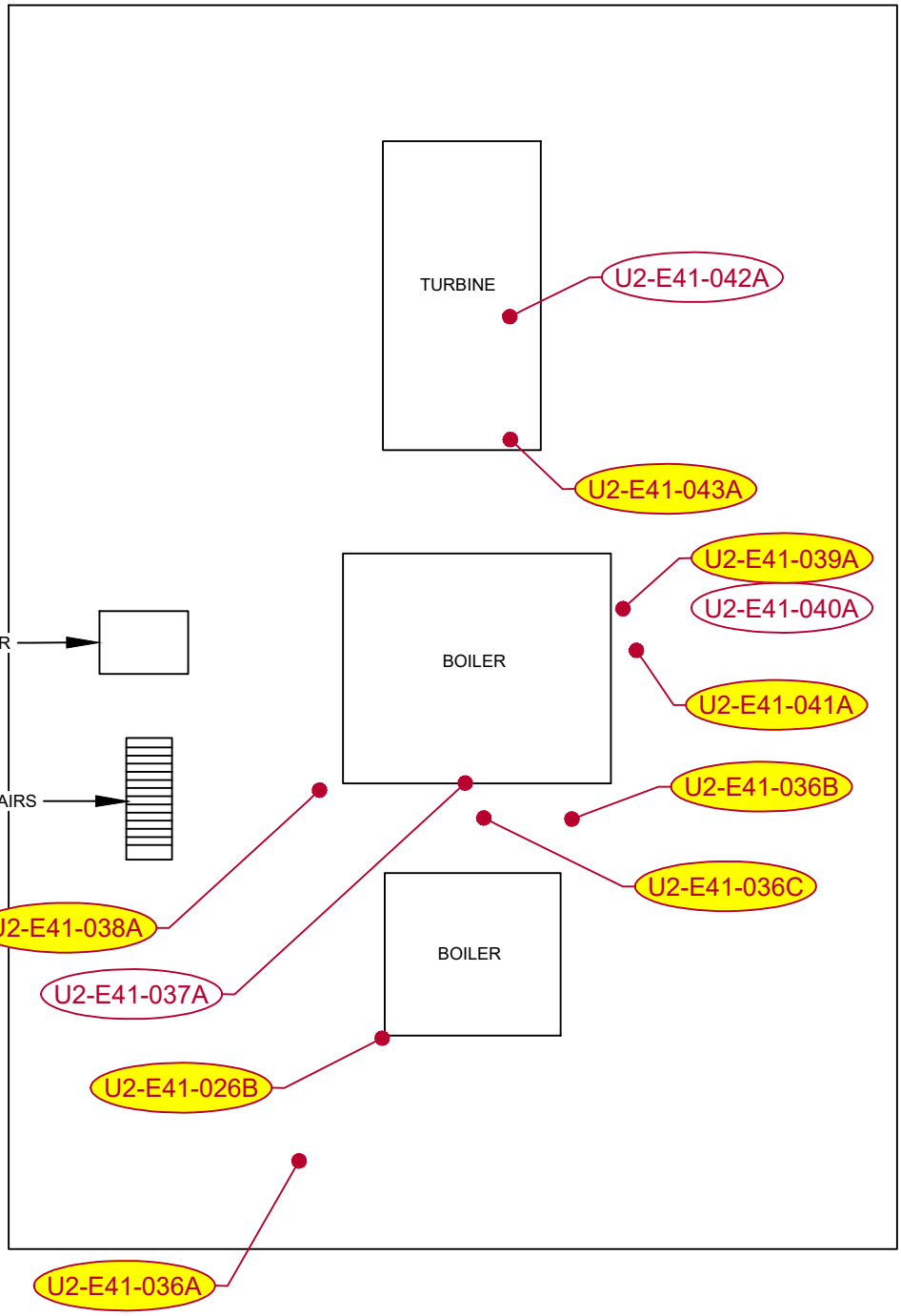

LEGEND

- ASBESTOS SAMPLE LOCATIONS NONE DETECTED (ND) MATERIALS
- ASBESTOS SAMPLE LOCATIONS ASBESTOS-CONTAINING MATERIALS (ACM) (>1%)

DRAWING NOT TO SCALE

TRC
17911 Von Karman Avenue
Suite 400
Irvine, CA 92614
Phone: 949.727.9336

PROJECT:
MORRO BAY POWER PLANT
1290 EMBARCADERO ROAD
MORRO BAY, CALIFORNIA 93442

TITLE:
ASBESTOS SAMPLE LOCATIONS UNIT 2 ELEVATION 41

DRAWN BY:	R. Collins
CHECKED BY:	C. Blake
APPROVED BY:	C. Blake
DATE:	October 2019
PROJ. NO.:	330541.0000.0000
FILE:	Morro-Bay_Unit-2.dwg

FIGURE 4

8.5x11 --- USER: rcollins --- ATTACHED XREFS: --- ATTACHED IMAGES: Unit 2_EL118; Unit 2_EL130; Unit 2_EL15; Unit 2_EL28; Unit 2_EL41; Unit 2_EL6; Unit 2_EL65; Unit 2_EL80; Unit 2_EL96;
DRAWING NAME: L:\Graphics\Projects\byName\Vistra Energy\330541_Morro_Bay\ Morro-Bay_Unit-2.dwg --- PLOT DATE: October 21, 2019 - 2:42PM --- LAYOUT: EL41-8.5X11P

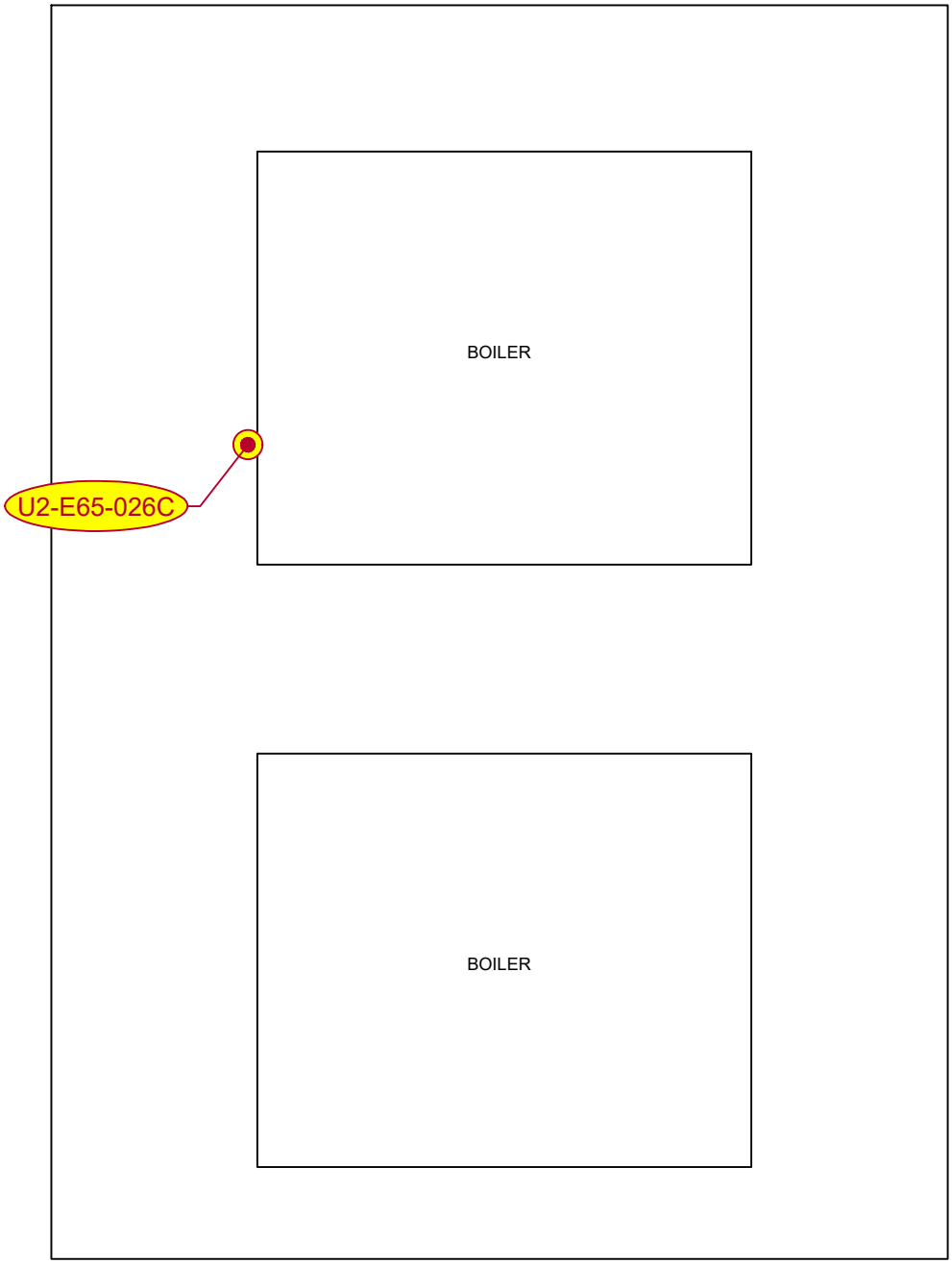

LEGEND

ASBESTOS SAMPLE LOCATIONS
ASBESTOS-CONTAINING MATERIALS
(ACM) (>1%)

DRAWING NOT TO SCALE

TRC
17911 Von Karman Avenue
Suite 400
Irvine, CA 92614
Phone: 949.727.9336

PROJECT:
MORRO BAY POWER PLANT
1290 EMBARCADERO ROAD
MORRO BAY, CALIFORNIA 93442

TITLE:
ASBESTOS SAMPLE LOCATIONS
UNIT 2
ELEVATION 65

DRAWN BY:	R. Collins
CHECKED BY:	C. Blake
APPROVED BY:	C. Blake
DATE:	October 2019
PROJ. NO.:	330541.0000.0000
FILE:	Morro-Bay_Unit-2.dwg

FIGURE 5

8.5x11 --- USER: rcollins --- ATTACHED XREFS: --- ATTACHED IMAGES: Unit 2_EL118; Unit 2_EL130; Unit 2_EL15; Unit 2_EL28; Unit 2_EL41; Unit 2_EL6; Unit 2_EL65; Unit 2_EL80; Unit 2_EL96;
DRAWING NAME: L:\Graphics\Projects\byName\Vistra Energy\330541_Morro_Bay\ Morro-Bay_Unit-2.dwg --- PLOT DATE: October 21, 2019 - 2:42PM --- LAYOUT: EL65-8.5X11P

Version: 2017-10-21

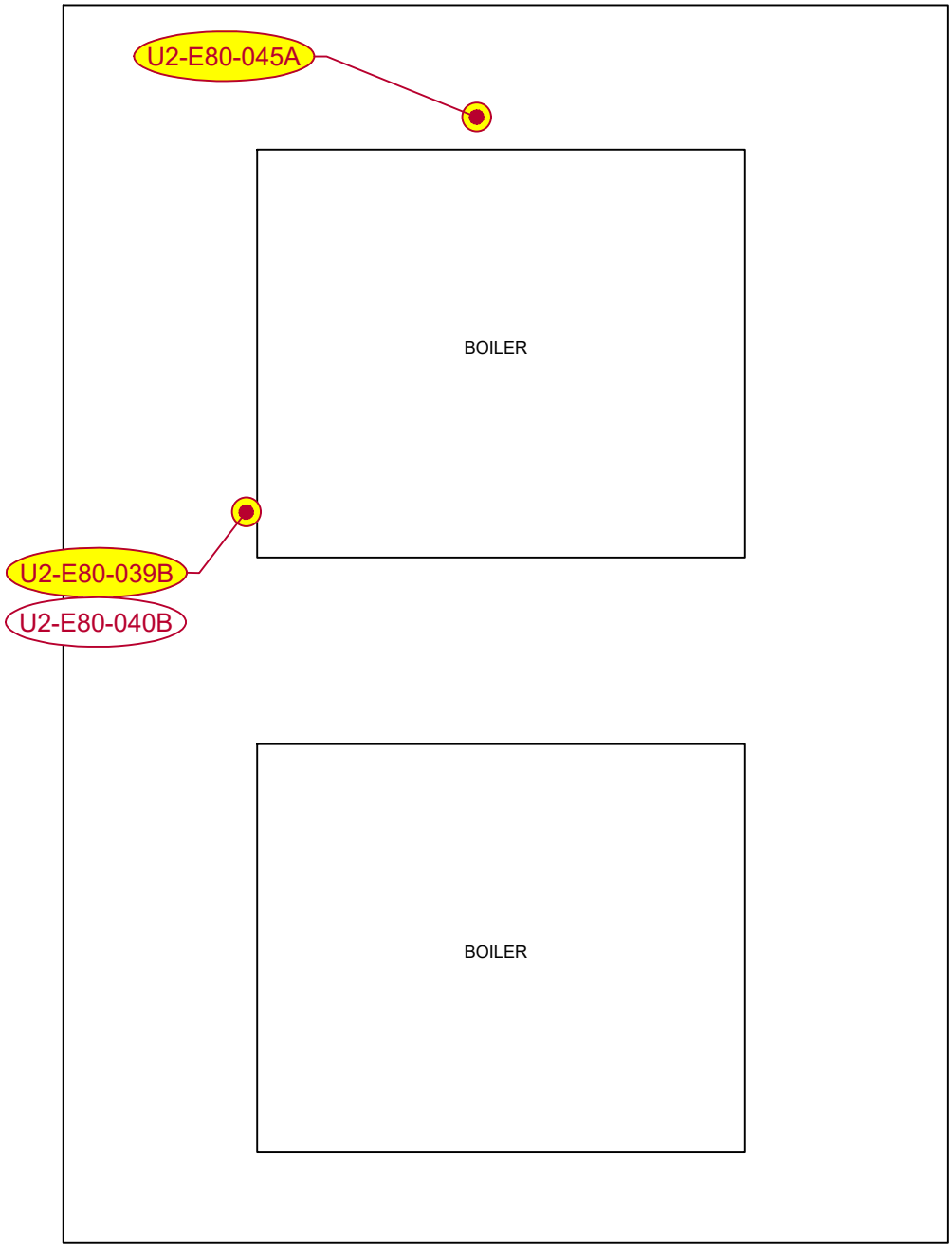

LEGEND

- ASBESTOS SAMPLE LOCATIONS NONE DETECTED (ND) MATERIALS
- ASBESTOS SAMPLE LOCATIONS ASBESTOS-CONTAINING MATERIALS (ACM) (>1%)

DRAWING NOT TO SCALE

TRC
17911 Von Karman Avenue
Suite 400
Irvine, CA 92614
Phone: 949.727.9336

PROJECT:
MORRO BAY POWER PLANT
1290 EMBARCADERO ROAD
MORRO BAY, CALIFORNIA 93442

TITLE:
ASBESTOS SAMPLE LOCATIONS
UNIT 2
ELEVATION 80

DRAWN BY:	R. Collins
CHECKED BY:	C. Blake
APPROVED BY:	C. Blake
DATE:	October 2019
PROJ. NO.:	330541.0000.0000
FILE:	Morro-Bay_Unit-2.dwg

FIGURE 6

8.5x11 --- USER: rcollins --- ATTACHED XREFS: --- ATTACHED IMAGES: Unit 2_EL118; Unit 2_EL130; Unit 2_EL15; Unit 2_EL28; Unit 2_EL41; Unit 2_EL6; Unit 2_EL65; Unit 2_EL80; Unit 2_EL96;
DRAWING NAME: L:\Graphics\Projects\byName\Vistra Energy\330541_Morro_Bay\ Morro-Bay_Unit-2.dwg --- PLOT DATE: October 21, 2019 - 2:42PM --- LAYOUT: EL80-8.5X11P
Version: 2017-10-21

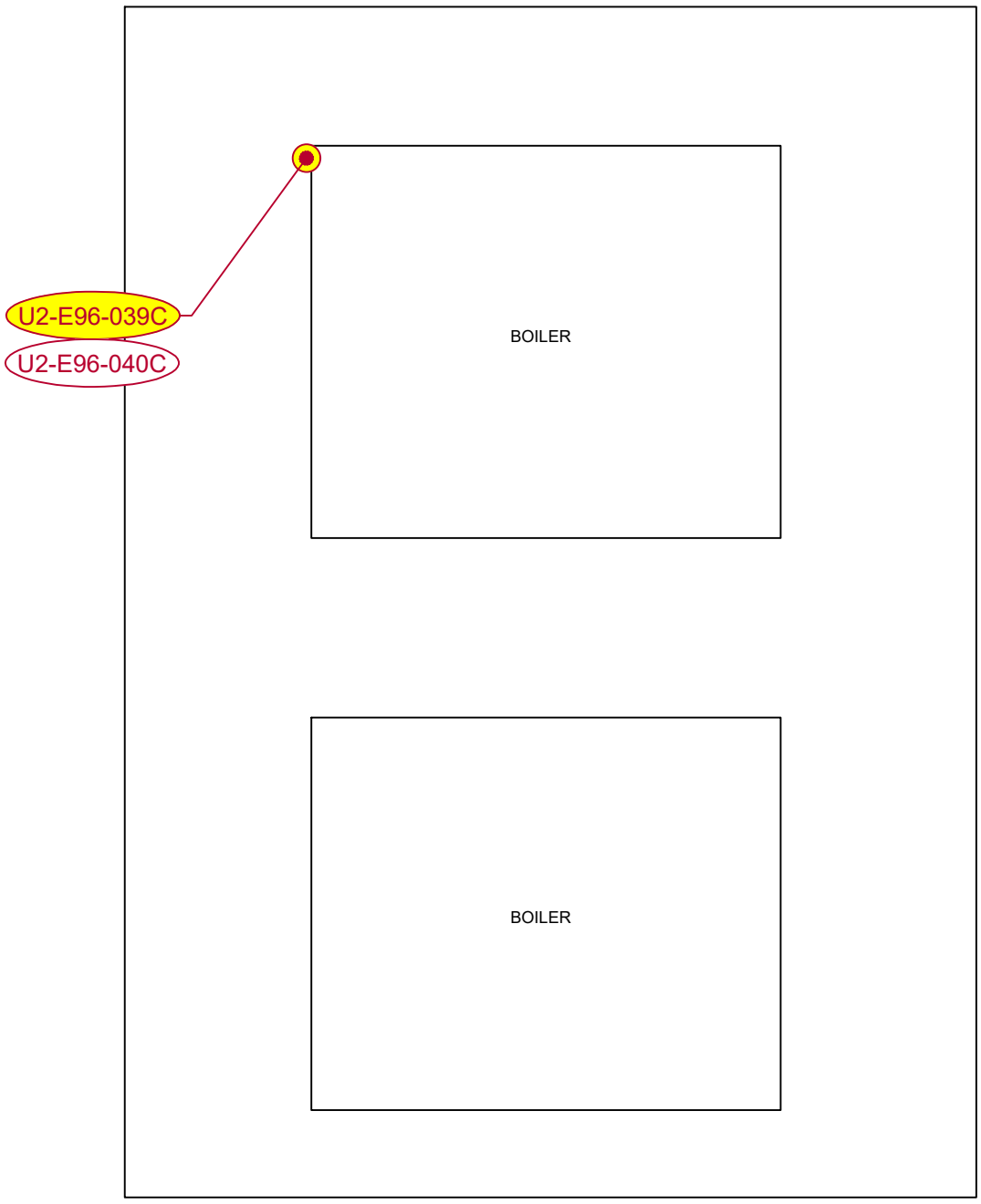

LEGEND

- ASBESTOS SAMPLE LOCATIONS
  NONE DETECTED (ND) MATERIALS
- ASBESTOS SAMPLE LOCATIONS
  ASBESTOS-CONTAINING MATERIALS
  (ACM) (>1%)

DRAWING NOT TO SCALE

TRC
17911 Von Karman Avenue
Suite 400
Irvine, CA 92614
Phone: 949.727.9336

PROJECT:
MORRO BAY POWER PLANT
1290 EMBARCADERO ROAD
MORRO BAY, CALIFORNIA 93442

TITLE:
ASBESTOS SAMPLE LOCATIONS
UNIT 2
ELEVATION 96

DRAWN BY:	R. Collins
CHECKED BY:	C. Blake
APPROVED BY:	C. Blake
DATE:	October 2019
PROJ. NO.:	330541.0000.0000
FILE:	Morro-Bay_Unit-2.dwg

FIGURE 7

8.5x11 --- USER: rcollins --- ATTACHED XREFS: --- ATTACHED IMAGES: Unit 2_EL118; Unit 2_EL130; Unit 2_EL15; Unit 2_EL28; Unit 2_EL41; Unit 2_EL6; Unit 2_EL65; Unit 2_EL80; Unit 2_EL96;
DRAWING NAME: L:\Graphics\Projects\byName\Vistra Energy\330541_Morro_Bay\ Morro-Bay_Unit-2.dwg --- PLOT DATE: October 21, 2019 - 2:42PM --- LAYOUT: EL96-8.5X11P

Version: 2017-10-21

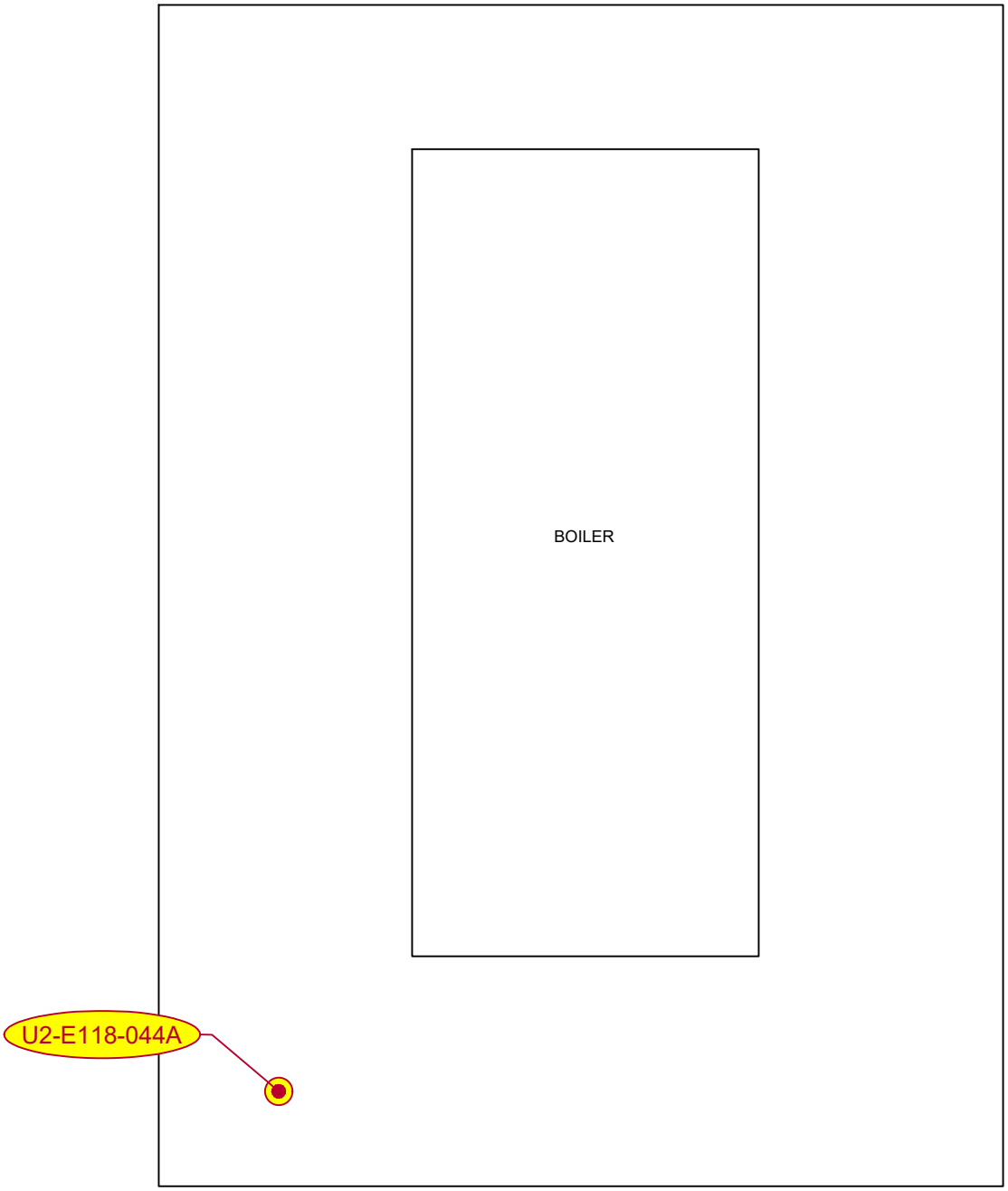

LEGEND

ASBESTOS SAMPLE LOCATIONS
ASBESTOS-CONTAINING MATERIALS
(ACM) (>1%)

DRAWING NOT TO SCALE

TRC
17911 Von Karman Avenue
Suite 400
Irvine, CA 92614
Phone: 949.727.9336

PROJECT:
MORRO BAY POWER PLANT
1290 EMBARCADERO ROAD
MORRO BAY, CALIFORNIA 93442

TITLE:
ASBESTOS SAMPLE LOCATIONS
UNIT 2
ELEVATION 118

DRAWN BY:	R. Collins
CHECKED BY:	C. Blake
APPROVED BY:	C. Blake
DATE:	October 2019
PROJ. NO.:	330541.0000.0000
FILE:	Morro-Bay_Unit-2.dwg

FIGURE 8

8.5x11 --- USER: rcollins --- ATTACHED XREFS: --- ATTACHED IMAGES: Unit 2_EL118; Unit 2_EL130; Unit 2_EL15; Unit 2_EL28; Unit 2_EL41; Unit 2_EL6; Unit 2_EL65; Unit 2_EL80; Unit 2_EL96;
DRAWING NAME: L:\Graphics\Projects\byName\Vistra Energy\330541_Morro_Bay\ Morro-Bay_Unit-2.dwg --- PLOT DATE: October 21, 2019 - 2:43PM --- LAYOUT: EL118-8.5X11P

Version: 2017-10-21

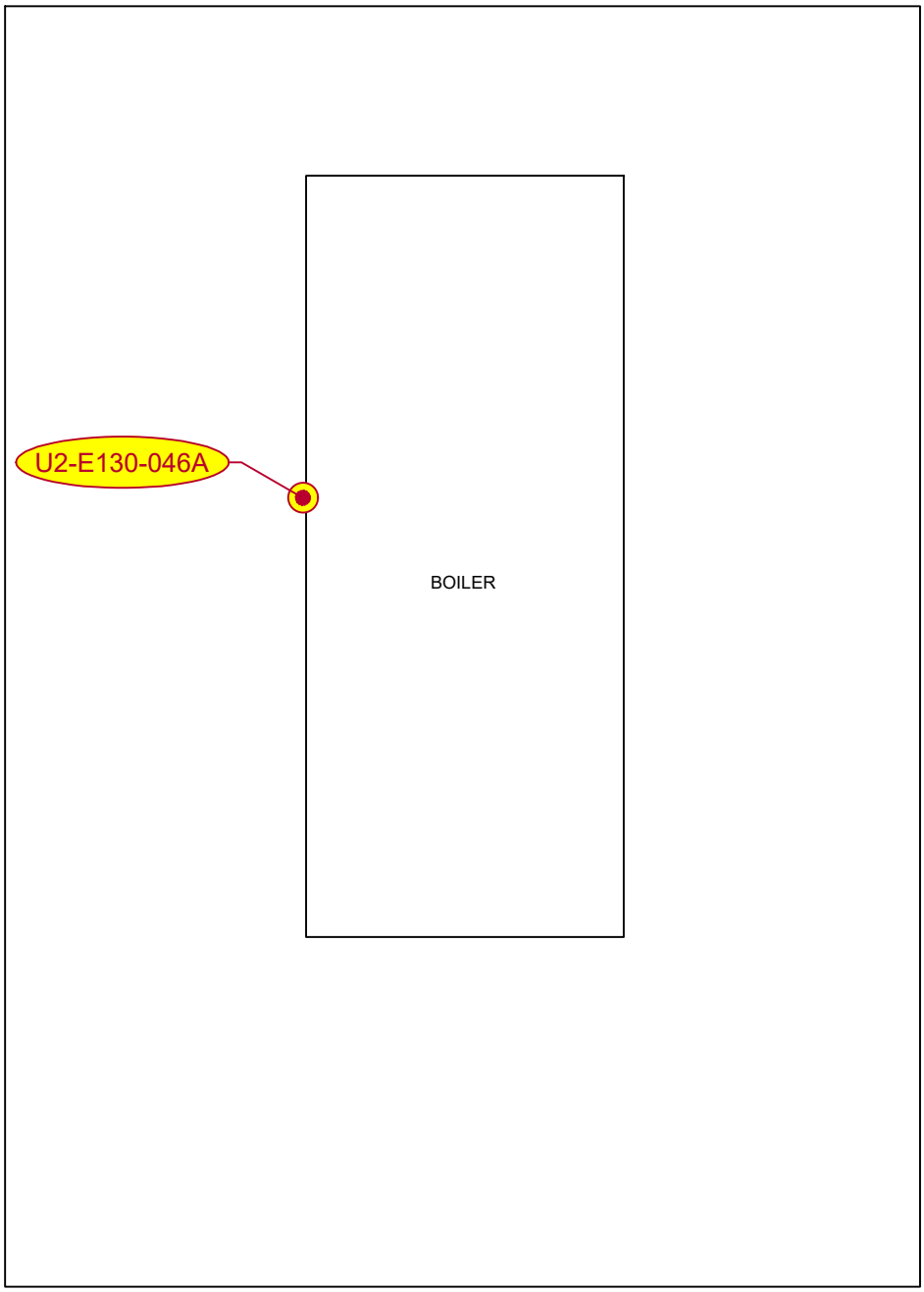

LEGEND

ASBESTOS SAMPLE LOCATIONS
ASBESTOS-CONTAINING MATERIALS
(ACM) (>1%)

DRAWING NOT TO SCALE

TRC
17911 Von Karman Avenue
Suite 400
Irvine, CA 92614
Phone: 949.727.9336

PROJECT:
MORRO BAY POWER PLANT
1290 EMBARCADERO ROAD
MORRO BAY, CALIFORNIA 93442

TITLE:
ASBESTOS SAMPLE LOCATIONS
UNIT 2
ELEVATION 130

DRAWN BY:	R. Collins
CHECKED BY:	C. Blake
APPROVED BY:	C. Blake
DATE:	October 2019
PROJ. NO.:	330541.0000.0000
FILE:	Morro-Bay_Unit-2.dwg

FIGURE 9

8.5x11 --- USER: rcollins --- ATTACHED XREFS: --- ATTACHED IMAGES: Unit 2_EL118; Unit 2_EL130; Unit 2_EL15; Unit 2_EL28; Unit 2_EL41; Unit 2_EL6; Unit 2_EL65; Unit 2_EL80; Unit 2_EL96;
DRAWING NAME: L:\Graphics\Projects\byName\Vistra Energy\330541_Morro_Bay\ Morro-Bay_Unit-2.dwg --- PLOT DATE: October 21, 2019 - 2:43PM --- LAYOUT: EL130-8.5X11P
Version: 2017-10-21

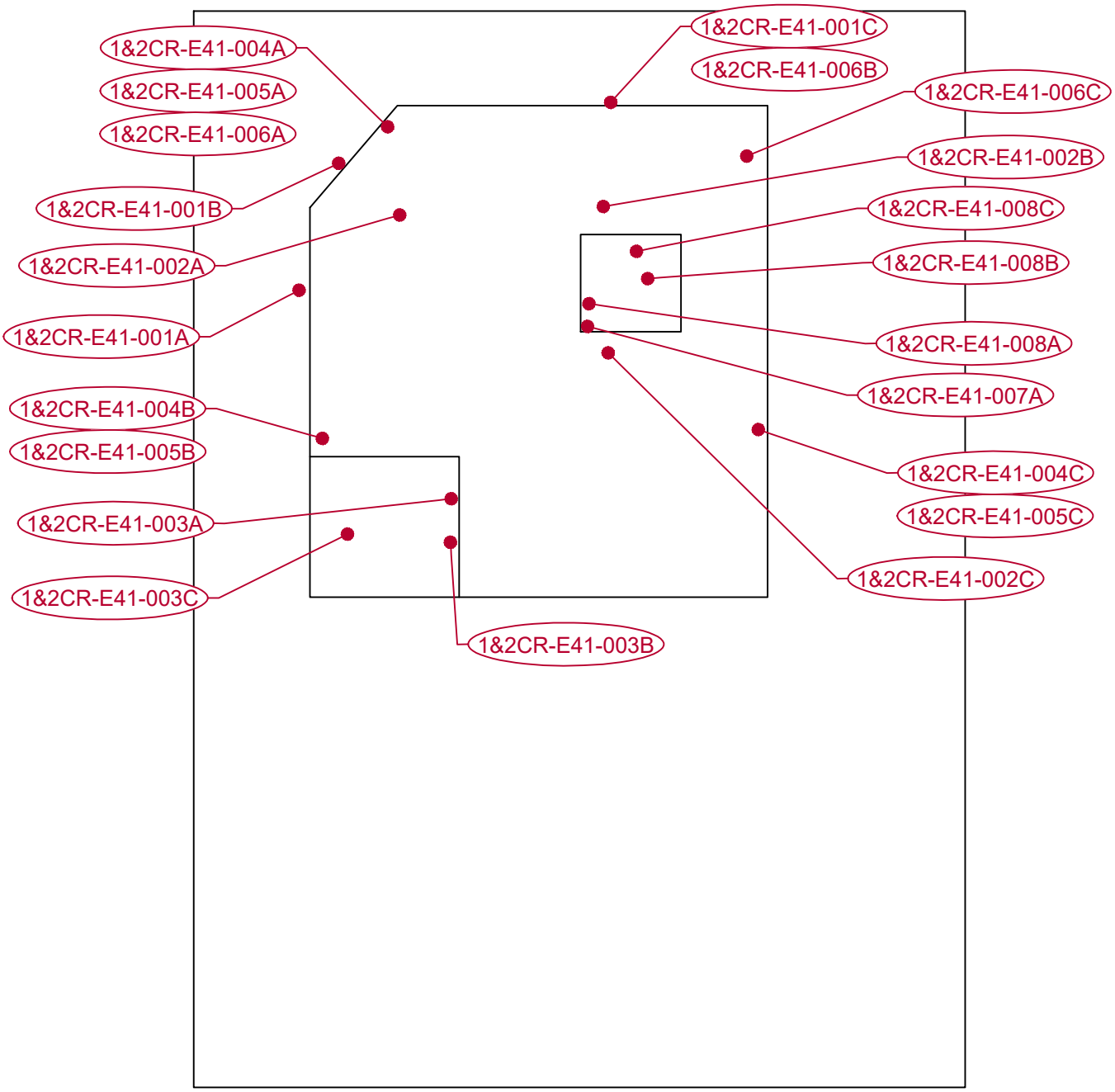

LEGEND

- ASBESTOS SAMPLE LOCATIONS
  NONE DETECTED (ND) MATERIALS

DRAWING NOT TO SCALE

TRC
17911 Von Karman Avenue
Suite 400
Irvine, CA 92614
Phone: 949.727.9336

PROJECT:
MORRO BAY POWER PLANT
1290 EMBARCADERO ROAD
MORRO BAY, CALIFORNIA 93442

TITLE:
ASBESTOS SAMPLE LOCATIONS UNITS 1 & 2 - CONTROL ROOM ELEVATION 41

DRAWN BY:	R. Collins
CHECKED BY:	C. Blake
APPROVED BY:	C. Blake
DATE:	October 2019
PROJ. NO.:	330541.0000.0000
FILE:	Morro-Bay_Units_1-2.dwg

FIGURE 1

8.5x11 --- USER: rcollins --- ATTACHED XREFS: --- ATTACHED IMAGES: Units 1&2 Control Room: Units 1&2 Exterior:
DRAWING NAME: L:\Graphics\Projects\byName\Vistra Energy\330541_Morro_Bay\ Morro-Bay_Units_1-2.dwg --- PLOT DATE: October 21, 2019 - 2:47PM --- LAYOUT: EL41-CR-8.5X11P
Version: 2017-10-21

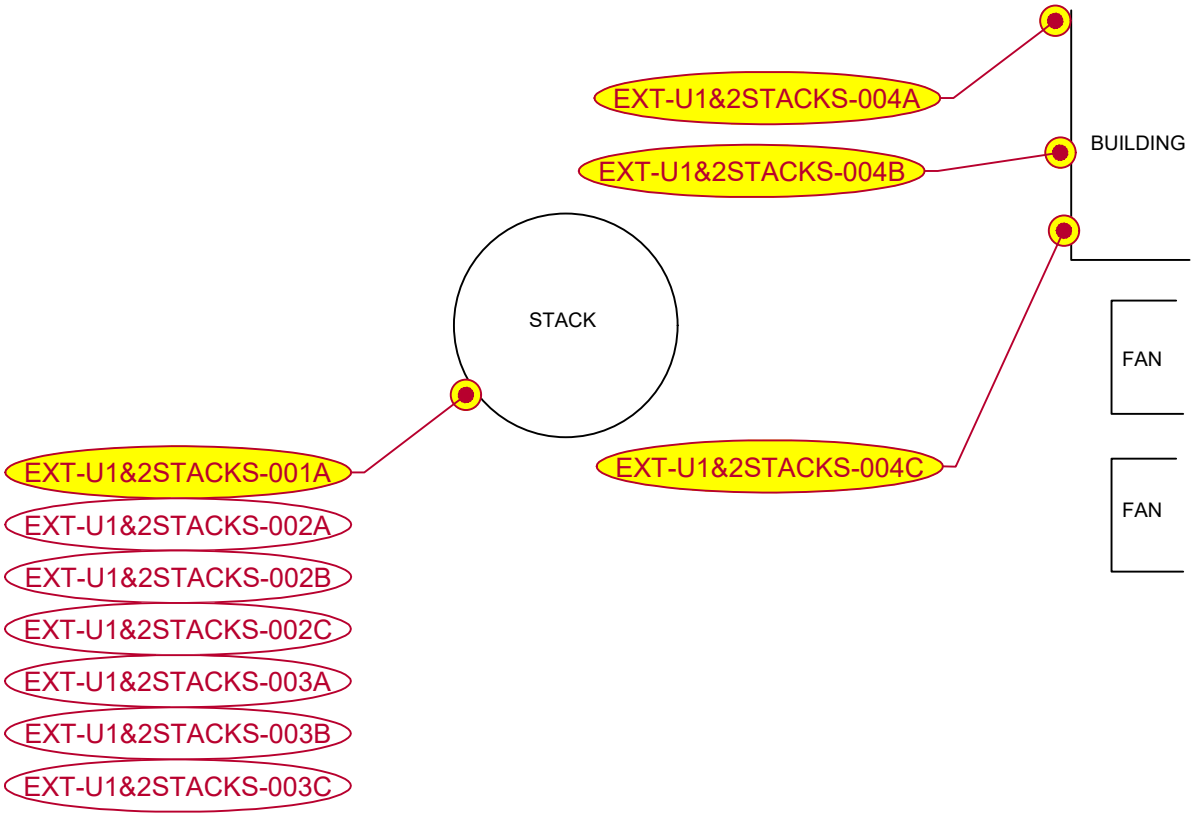

LEGEND

- ASBESTOS SAMPLE LOCATIONS
  NONE DETECTED (ND) MATERIALS
- ASBESTOS SAMPLE LOCATIONS
  ASBESTOS-CONTAINING MATERIALS
  (ACM) (>1%)

DRAWING NOT TO SCALE

TRC
17911 Von Karman Avenue
Suite 400
Irvine, CA 92614
Phone: 949.727.9336

PROJECT:
MORRO BAY POWER PLANT
1290 EMBARCADERO ROAD
MORRO BAY, CALIFORNIA 93442

TITLE:
ASBESTOS SAMPLE LOCATIONS
UNITS 1 & 2 - EXTERIOR

DRAWN BY:	R. Collins
CHECKED BY:	C. Blake
APPROVED BY:	C. Blake
DATE:	October 2019
PROJ. NO.:	330541.0000.0000
FILE:	Morro-Bay_Units_1-2.dwg

FIGURE 1

8.5x11 --- USER: rcollins --- ATTACHED XREFS: --- ATTACHED IMAGES: Units 1&2 Control Room; Units 1&2 Exterior;
DRAWING NAME: L:\Graphics\Projects\byName\Vistra Energy\330541_Morro_Bay\ Morro-Bay_Units_1-2.dwg --- PLOT DATE: October 21, 2019 - 2:47PM --- LAYOUT: Exterior-8.5X11P
Version: 2017-10-21

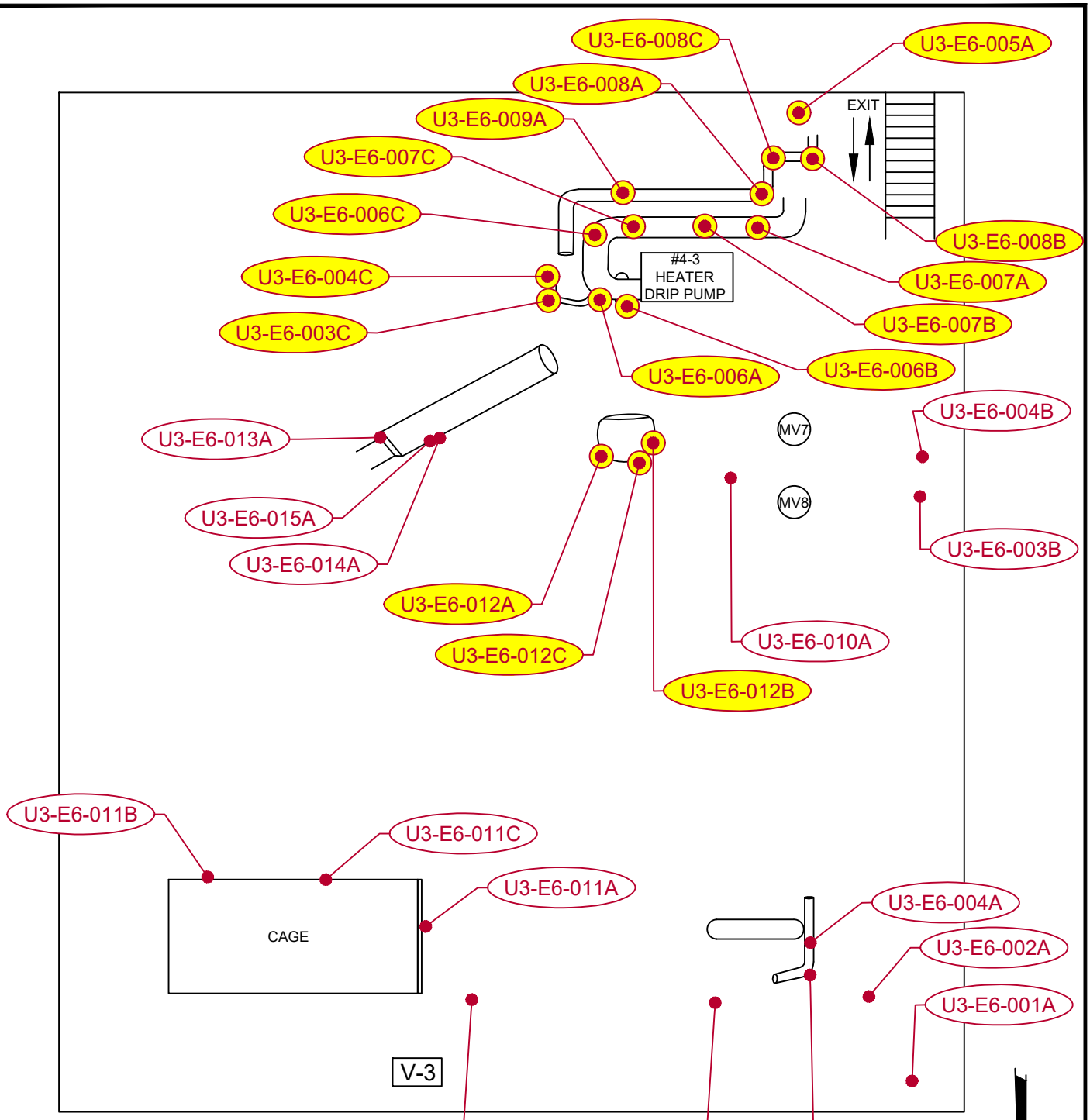

LEGEND

- ASBESTOS SAMPLE LOCATIONS NONE DETECTED (ND) MATERIALS
- ASBESTOS SAMPLE LOCATIONS ASBESTOS-CONTAINING MATERIALS (ACM) (>1%)

DRAWING NOT TO SCALE

TRC
17911 Von Karman Avenue
Suite 400
Irvine, CA 92614
Phone: 949.727.9336

PROJECT:
MORRO BAY POWER PLANT
1290 EMBARCADERO ROAD
MORRO BAY, CALIFORNIA 93442

TITLE:
ASBESTOS SAMPLE LOCATIONS
UNIT 3 - BASEMENT
ELEVATION 6

DRAWN BY:	R. Collins
CHECKED BY:	C. Blake
APPROVED BY:	C. Blake
DATE:	October 2019
PROJ. NO.:	330541.0000.0000
FILE:	Morro-Bay_Unit-3.dwg

FIGURE 1

8.5x11 --- USER: rcollins --- ATTACHED XREFS: --- ATTACHED IMAGES: Unit 3_EL109; Unit 3_EL130; Unit 3_EL15; Unit 3_EL28; Unit 3_EL41; Unit 3_EL51; Unit 3_EL6; Unit 3_EL65; Unit 3_EL85; Unit 3_EL94;
DRAWING NAME: L:\Graphics\Projects\byName\Vistra Energy\330541_Morro_Bay\ Morro-Bay_Unit-3.dwg --- PLOT DATE: October 21, 2019 - 2:54PM --- LAYOUT: EL6-8.5X11P
Version: 2017-10-21

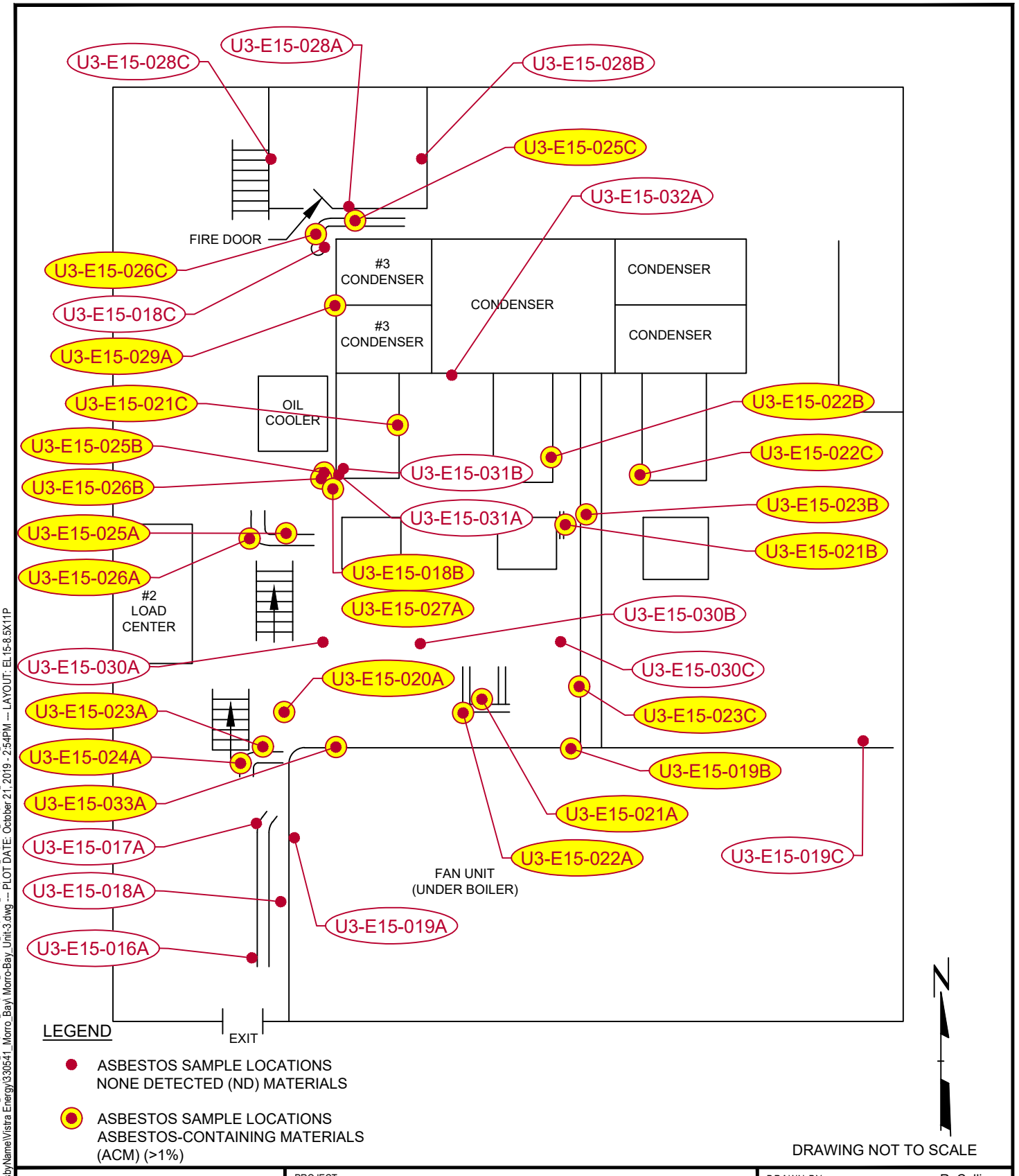

TRC
17911 Von Karman Avenue
Suite 400
Irvine, CA 92614
Phone: 949.727.9336

PROJECT:
MORRO BAY POWER PLANT
1290 EMBARCADERO ROAD
MORRO BAY, CALIFORNIA 93442

TITLE:
ASBESTOS SAMPLE LOCATIONS
UNIT 3
ELEVATION 15

DRAWN BY:	R. Collins
CHECKED BY:	C. Blake
APPROVED BY:	C. Blake
DATE:	October 2019
PROJ. NO.:	330541.0000.0000
FILE:	Morro-Bay_Unit-3.dwg

FIGURE 2

8.5x11 --- USER: rcollins --- ATTACHED XREFS: --- ATTACHED IMAGES: Unit 3_EL109; Unit 3_EL130; Unit3_EL15; Unit 3_EL28; Unit 3_EL41; Unit 3_EL51; Unit 3_EL6; Unit 3_EL65; Unit 3_EL85; Unit 3_EL94;
DRAWING NAME: L:\Graphics\Projectsby Name\Vistra Energy\330541_Morro_Bay\ Morro-Bay_Unit-3.dwg --- PLOT DATE: October 21, 2019 - 2:54PM --- LAYOUT: EL15-8.5X11P
Version: 2017-10-21

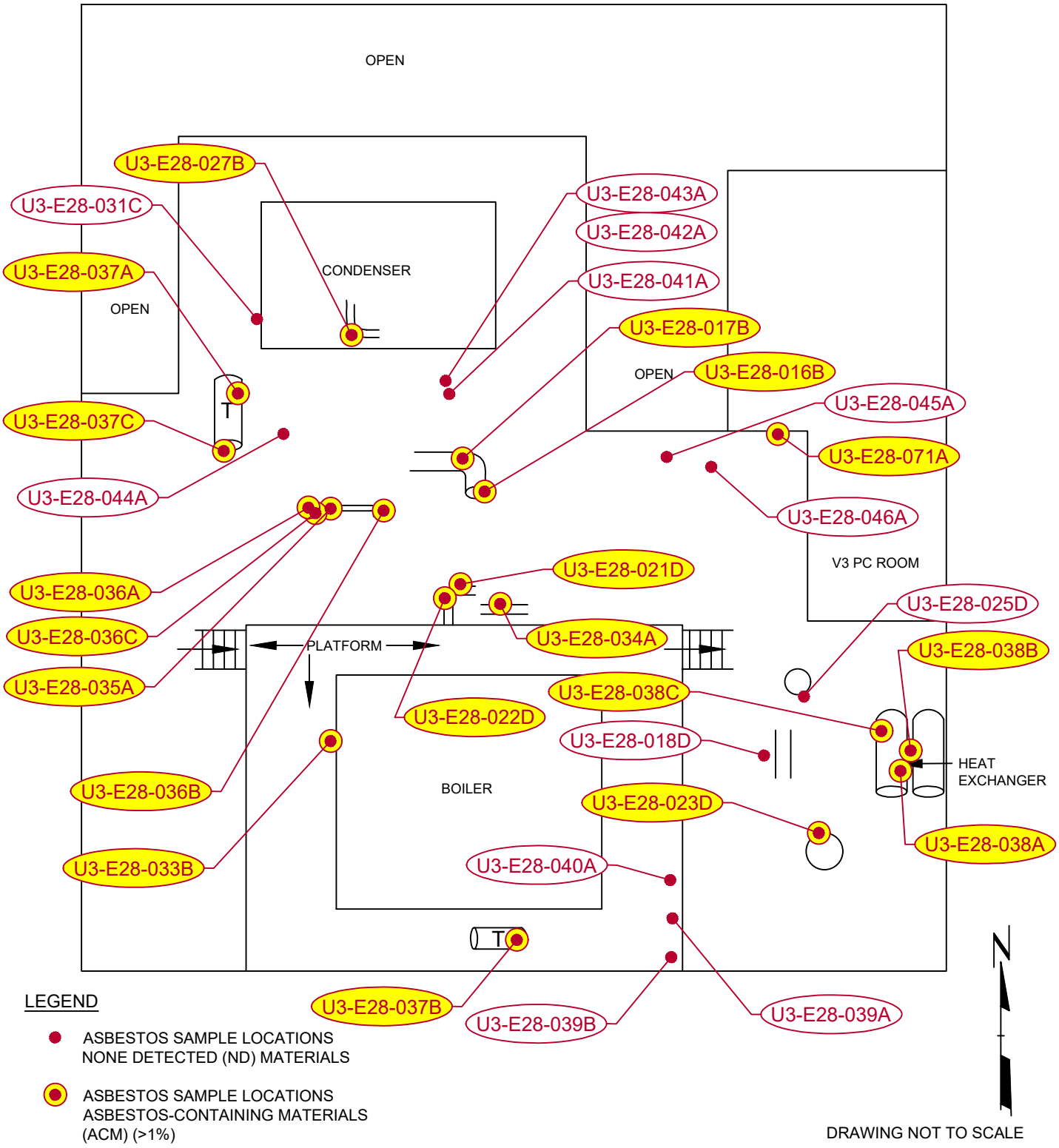

LEGEND

- ASBESTOS SAMPLE LOCATIONS NONE DETECTED (ND) MATERIALS
- ASBESTOS SAMPLE LOCATIONS ASBESTOS-CONTAINING MATERIALS (ACM) (>1%)

DRAWING NOT TO SCALE

TRC
17911 Von Karman Avenue
Suite 400
Irvine, CA 92614
Phone: 949.727.9336

PROJECT:

MORRO BAY POWER PLANT
1290 EMBARCADERO ROAD
MORRO BAY, CALIFORNIA 93442

TITLE:

ASBESTOS SAMPLE LOCATIONS
UNIT 3
ELEVATION 28

DRAWN BY:	R. Collins
CHECKED BY:	C. Blake
APPROVED BY:	C. Blake
DATE:	October 2019
PROJ. NO.:	330541.0000.0000
FILE:	Morro-Bay_Unit-3.dwg

FIGURE 3

8.5x11 -- USER: rcollins -- ATTACHED XREFS: -- ATTACHED IMAGES: Unit 3_EL109; Unit 3_EL130; Unit 3_EL15; Unit 3_EL28; Unit 3_EL41; Unit 3_EL51; Unit 3_EL6; Unit 3_EL65; Unit 3_EL85; Unit 3_EL94;
DRAWING NAME: L:\Graphics\Projects\byName\Vistra Energy\330541_Morro_Bay\ Morro-Bay_Unit-3.dwg -- PLOT DATE: October 21, 2019 - 2:55PM -- LAYOUT: EL28-8.5X11P
Version: 2017-10-21

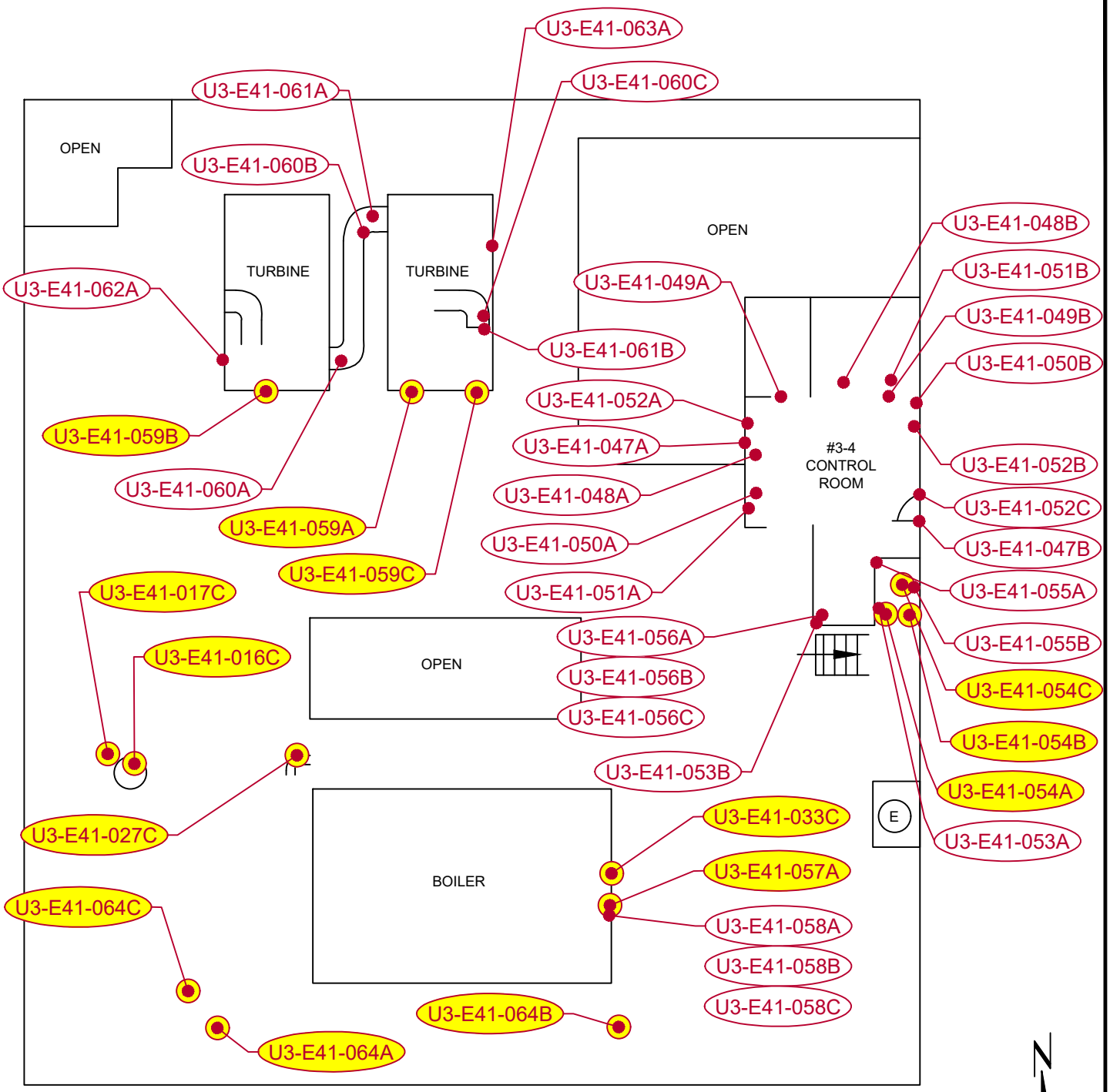

LEGEND

- ASBESTOS SAMPLE LOCATIONS NONE DETECTED (ND) MATERIALS
- ASBESTOS SAMPLE LOCATIONS ASBESTOS-CONTAINING MATERIALS (ACM) (>1%)

N

DRAWING NOT TO SCALE

TRC
17911 Von Karman Avenue
Suite 400
Irvine, CA 92614
Phone: 949.727.9336

PROJECT:

MORRO BAY POWER PLANT
1290 EMBARCADERO ROAD
MORRO BAY, CALIFORNIA 93442

TITLE:

ASBESTOS SAMPLE LOCATIONS UNIT 3 ELEVATION 41 AND CONTROL ROOM

DRAWN BY:	R. Collins
CHECKED BY:	C. Blake
APPROVED BY:	C. Blake
DATE:	October 2019
PROJ. NO.:	330541.0000.0000
FILE:	Morro-Bay_Unit-3.dwg

FIGURE 4

8.5x11 --- USER: rcollins --- ATTACHED XREFS: --- ATTACHED IMAGES: Unit 3_EL109; Unit 3_EL130; Unit 3_EL15; Unit 3_EL28; Unit 3_EL41; Unit 3_EL51; Unit 3_EL6; Unit 3_EL65; Unit 3_EL85; Unit 3_EL94;
DRAWING NAME: L:\Graphics\Projects\byName\Vistra Energy\330541_Morro_Bay\ Morro-Bay_Unit-3.dwg --- PLOT DATE: October 21, 2019 - 3:38PM --- LAYOUT: EL41-8.5X11P
Version: 2017-10-21

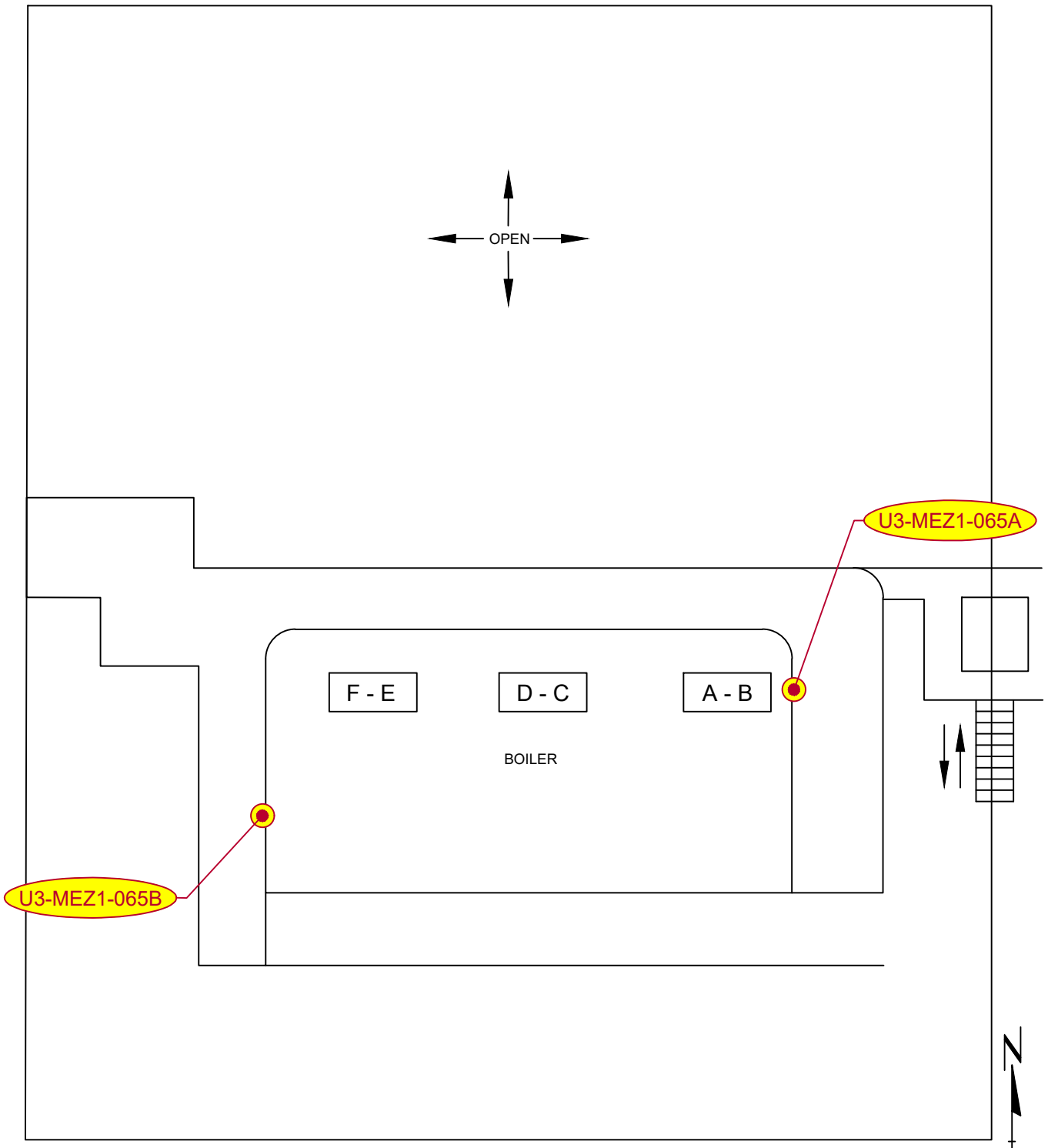

LEGEND

ASBESTOS SAMPLE LOCATIONS
ASBESTOS-CONTAINING MATERIALS
(ACM) (>1%)

DRAWING NOT TO SCALE

TRC
17911 Von Karman Avenue
Suite 400
Irvine, CA 92614
Phone: 949.727.9336

PROJECT:
MORRO BAY POWER PLANT
1290 EMBARCADERO ROAD
MORRO BAY, CALIFORNIA 93442

TITLE:
ASBESTOS SAMPLE LOCATIONS
UNIT 3/MEZ-1
ELEVATION 51

DRAWN BY:	R. Collins
CHECKED BY:	C. Blake
APPROVED BY:	C. Blake
DATE:	October 2019
PROJ. NO.:	330541.0000.0000
FILE:	Morro-Bay_Unit-3.dwg

FIGURE 5

8.5x11 --- USER: rcollins --- ATTACHED XREFS: --- ATTACHED IMAGES: Unit 3_EL109; Unit 3_EL130; Unit 3_EL15; Unit 3_EL28; Unit 3_EL41; Unit 3_EL51; Unit 3_EL6; Unit 3_EL65; Unit 3_EL85; Unit 3_EL94;
DRAWING NAME: L:\Graphics\Projects\byName\Vistra Energy\330541_Morro_Bay\ Morro-Bay_Unit-3.dwg --- PLOT DATE: October 21, 2019 - 2:55PM --- LAYOUT: EL51-8.5X11P
Version: 2017-10-21

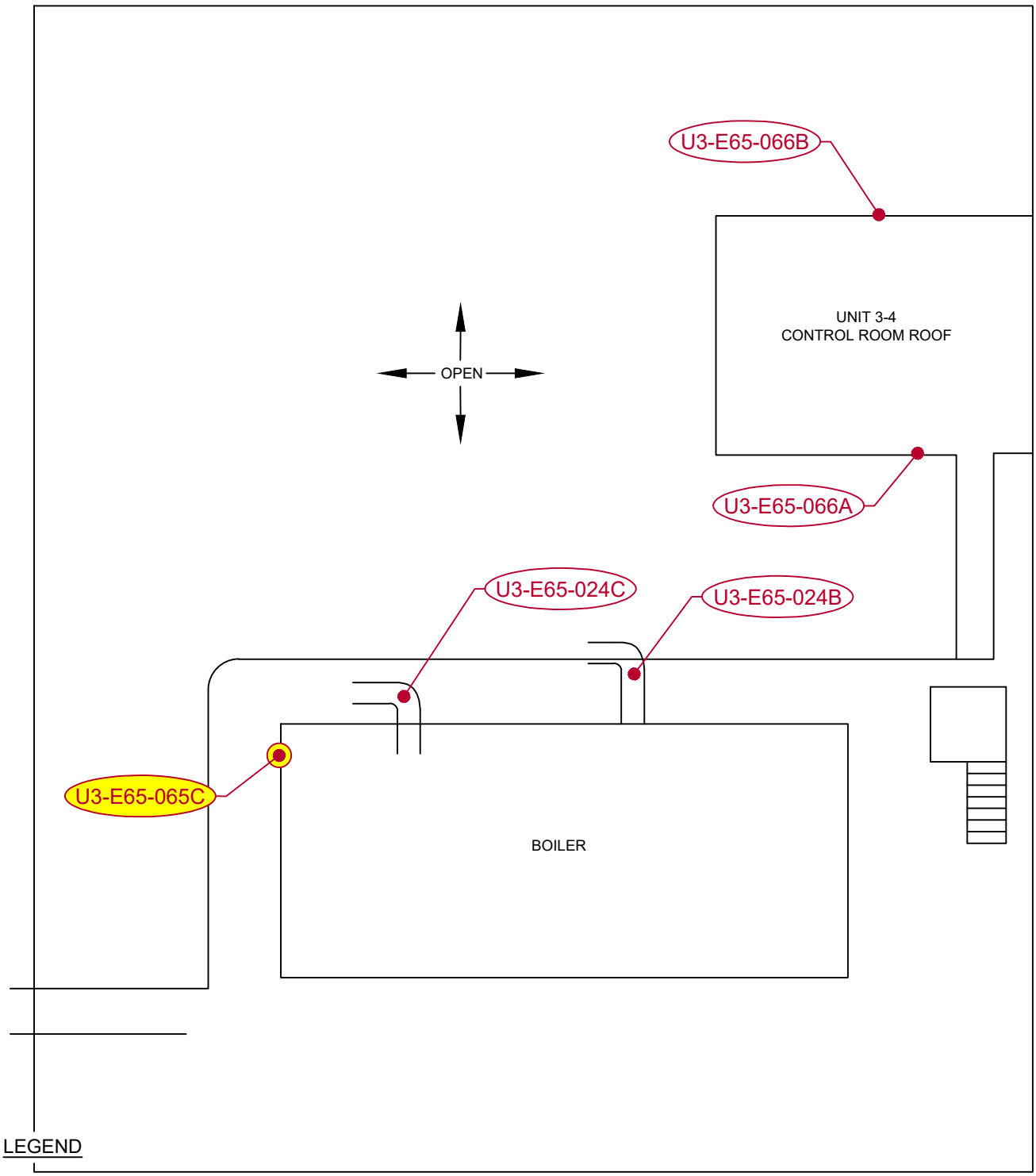

LEGEND

- ASBESTOS SAMPLE LOCATIONS NONE DETECTED (ND) MATERIALS
- ASBESTOS SAMPLE LOCATIONS ASBESTOS-CONTAINING MATERIALS (ACM) (>1%)

DRAWING NOT TO SCALE

TRC
17911 Von Karman Avenue
Suite 400
Irvine, CA 92614
Phone: 949.727.9336

PROJECT:

MORRO BAY POWER PLANT
1290 EMBARCADERO ROAD
MORRO BAY, CALIFORNIA 93442

TITLE:

ASBESTOS SAMPLE LOCATIONS
UNIT 3
ELEVATION 65

DRAWN BY:	R. Collins
CHECKED BY:	C. Blake
APPROVED BY:	C. Blake
DATE:	October 2019
PROJ. NO.:	330541.0000.0000
FILE:	Morro-Bay_Unit-3.dwg

FIGURE 6

8.5x11 --- USER: rcollins --- ATTACHED XREFS: --- ATTACHED IMAGES: Unit 3_EL108; Unit 3_EL130; Unit 3_EL15; Unit 3_EL28; Unit 3_EL41; Unit 3_EL51; Unit 3_EL6; Unit 3_EL65; Unit 3_EL85; Unit 3_EL94;
DRAWING NAME: L:\Graphics\Projects\byName\Vistra Energy\330541_Morro_Bay\ Morro-Bay_Unit-3.dwg --- PLOT DATE: October 21, 2019 - 2:55PM --- LAYOUT: EL65-8.5X11P

Version: 2017-10-21

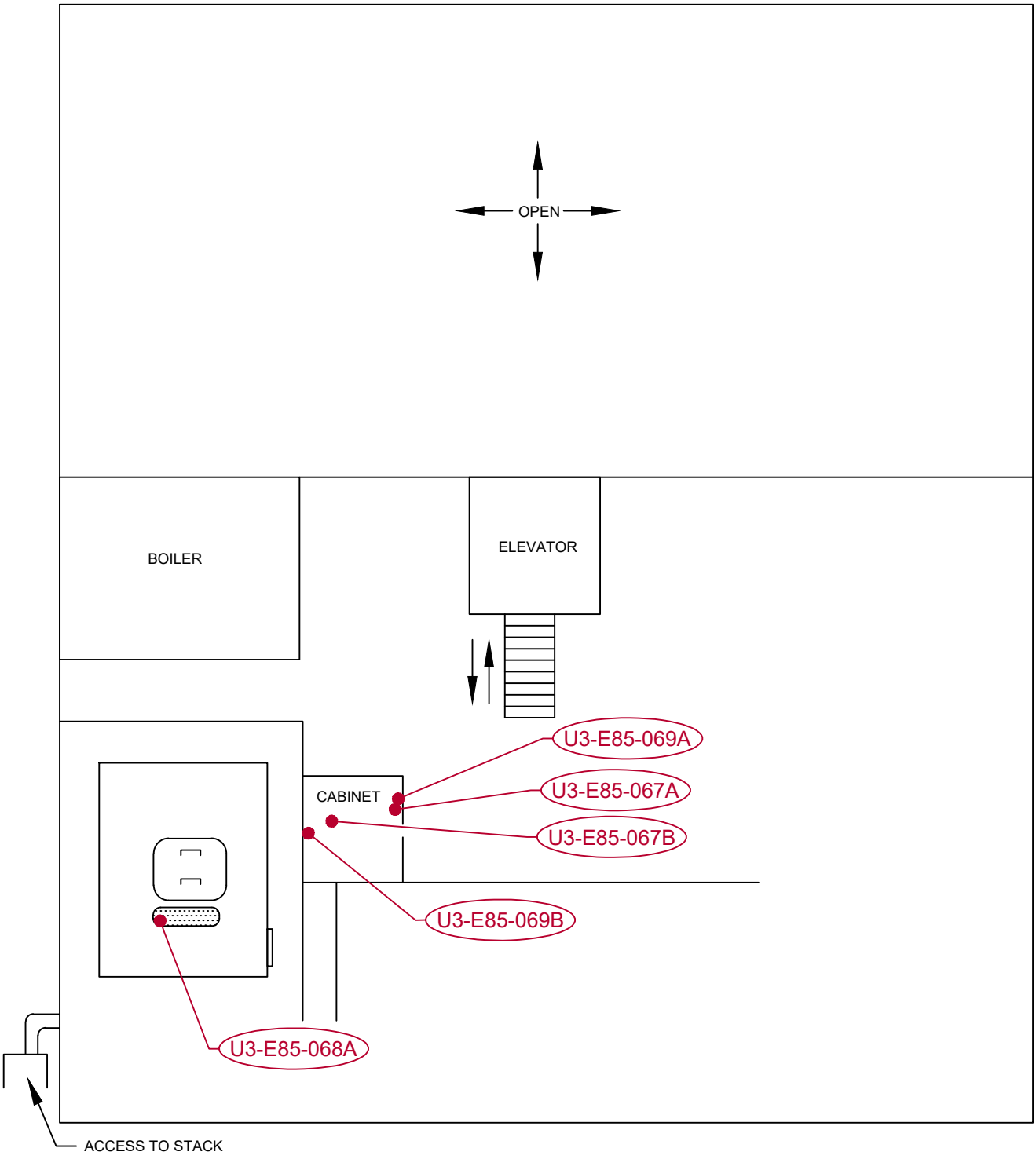

LEGEND

- ASBESTOS SAMPLE LOCATIONS NONE DETECTED (ND) MATERIALS

DRAWING NOT TO SCALE

TRC
17911 Von Karman Avenue
Suite 400
Irvine, CA 92614
Phone: 949.727.9336

PROJECT:

MORRO BAY POWER PLANT
1290 EMBARCADERO ROAD
MORRO BAY, CALIFORNIA 93442

TITLE:

ASBESTOS SAMPLE LOCATIONS
UNIT 3
ELEVATION 85

DRAWN BY:	R. Collins
CHECKED BY:	C. Blake
APPROVED BY:	C. Blake
DATE:	October 2019
PROJ. NO.:	330541.0000.0000
FILE:	Morro-Bay_Unit-3.dwg

FIGURE 7

8.5x11 --- USER: rcollins --- ATTACHED XREFS: --- ATTACHED IMAGES: Unit 3_EL109; Unit 3_EL130; Unit 3_EL15; Unit 3_EL28; Unit 3_EL41; Unit 3_EL51; Unit 3_EL6; Unit 3_EL65; Unit 3_EL85; Unit 3_EL94;
DRAWING NAME: L:\Graphics\Projects\byName\Vistra Energy\330541_Morro_Bay\ Morro-Bay_Unit-3.dwg --- PLOT DATE: October 21, 2019 - 2:55PM --- LAYOUT: EL85-8.5X11P

Version: 2017-10-21

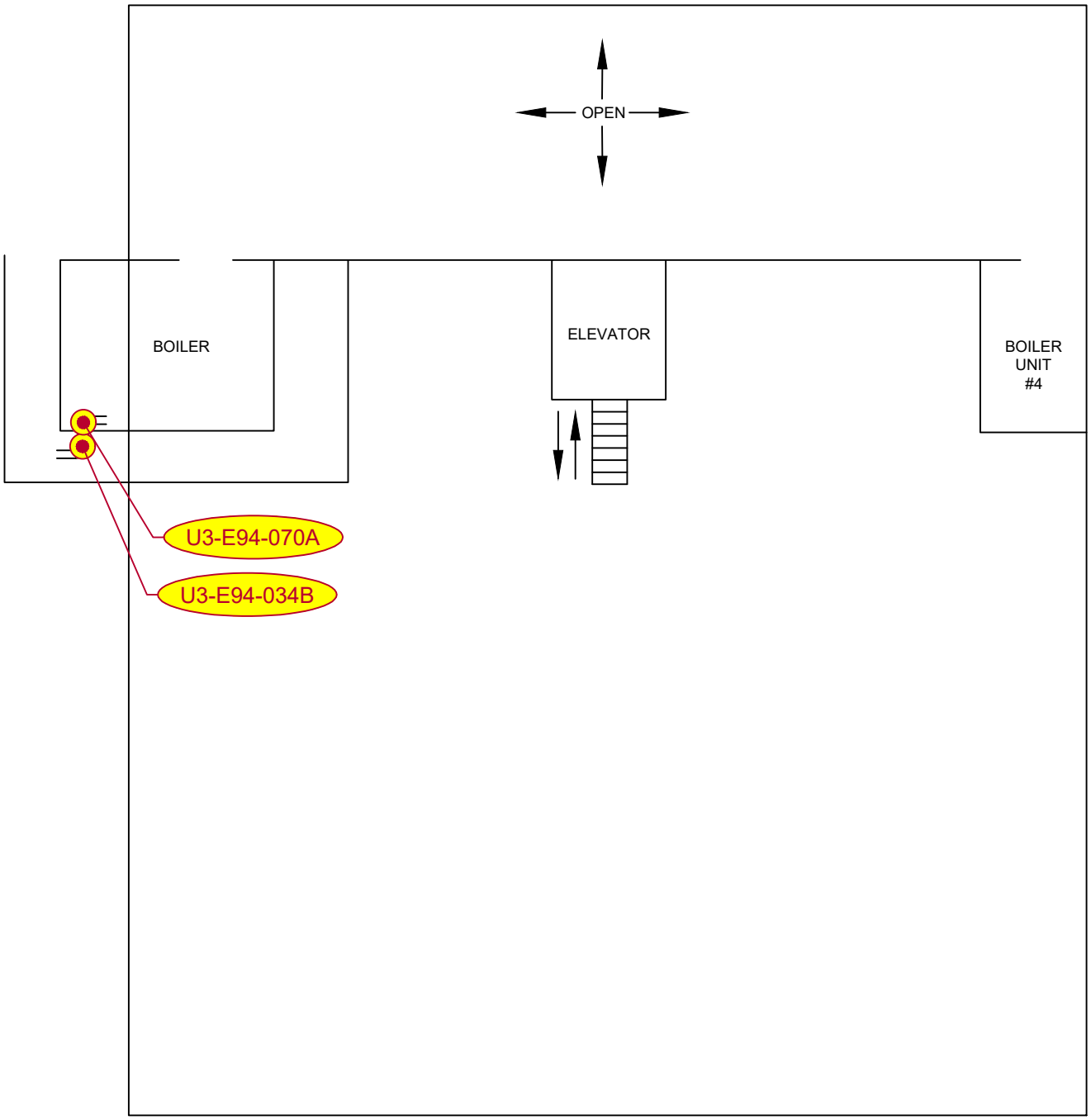

LEGEND

ASBESTOS SAMPLE LOCATIONS
ASBESTOS-CONTAINING MATERIALS (ACM) (>1%)

DRAWING NOT TO SCALE

TRC
17911 Von Karman Avenue
Suite 400
Irvine, CA 92614
Phone: 949.727.9336

PROJECT:
MORRO BAY POWER PLANT
1290 EMBARCADERO ROAD
MORRO BAY, CALIFORNIA 93442

TITLE:
ASBESTOS SAMPLE LOCATIONS
UNIT 3
ELEVATION 94

DRAWN BY:	R. Collins
CHECKED BY:	C. Blake
APPROVED BY:	C. Blake
DATE:	October 2019
PROJ. NO.:	330541.0000.0000
FILE:	Morro-Bay_Unit-3.dwg

FIGURE 8

8.5x11 --- USER: rcollins --- ATTACHED XREFS: --- ATTACHED IMAGES: Unit 3_EL108; Unit 3_EL130; Unit 3_EL15; Unit 3_EL28; Unit 3_EL41; Unit 3_EL51; Unit 3_EL6; Unit 3_EL65; Unit 3_EL85; Unit 3_EL94;
DRAWING NAME: L:\Graphics\Projects\byName\Vistra Energy\330541_Morro_Bay\ Morro-Bay_Unit-3.dwg --- PLOT DATE: October 21, 2019 - 2:55PM --- LAYOUT: EL94-8.5X11P
Version: 2017-10-21

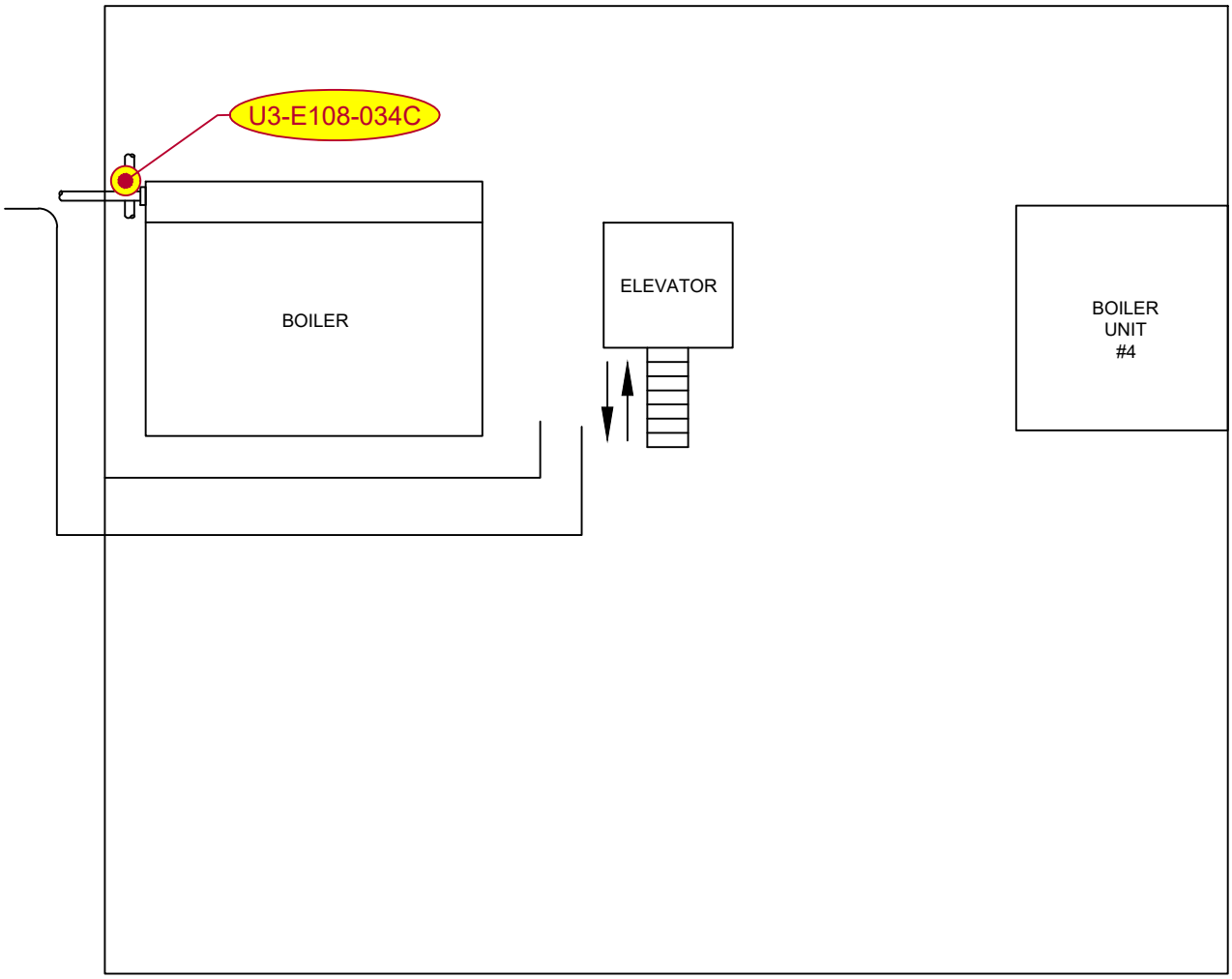

LEGEND

ASBESTOS SAMPLE LOCATIONS
ASBESTOS-CONTAINING MATERIALS
(ACM) (>1%)

N

DRAWING NOT TO SCALE

TRC
17911 Von Karman Avenue
Suite 400
Irvine, CA 92614
Phone: 949.727.9336

PROJECT:
MORRO BAY POWER PLANT
1290 EMBARCADERO ROAD
MORRO BAY, CALIFORNIA 93442

TITLE:
ASBESTOS SAMPLE LOCATIONS
UNIT 3
ELEVATION 108

DRAWN BY:	R. Collins
CHECKED BY:	C. Blake
APPROVED BY:	C. Blake
DATE:	October 2019
PROJ. NO.:	330541.0000.0000
FILE:	Morro-Bay_Unit-3.dwg

FIGURE 9

8.5x11 --- USER: rcollins --- ATTACHED XREFS: --- ATTACHED IMAGES: Unit 3_EL108; Unit 3_EL130; Unit 3_EL15; Unit 3_EL28; Unit 3_EL41; Unit 3_EL51; Unit 3_EL6; Unit 3_EL65; Unit 3_EL85; Unit 3_EL94;
DRAWING NAME: L:\Graphics\Projects\byName\Vistra Energy\330541_Morro_Bay\ Morro-Bay_Unit-3.dwg --- PLOT DATE: October 21, 2019 - 2:56PM --- LAYOUT: EL108-8.5X11P
Version: 2017-10-21

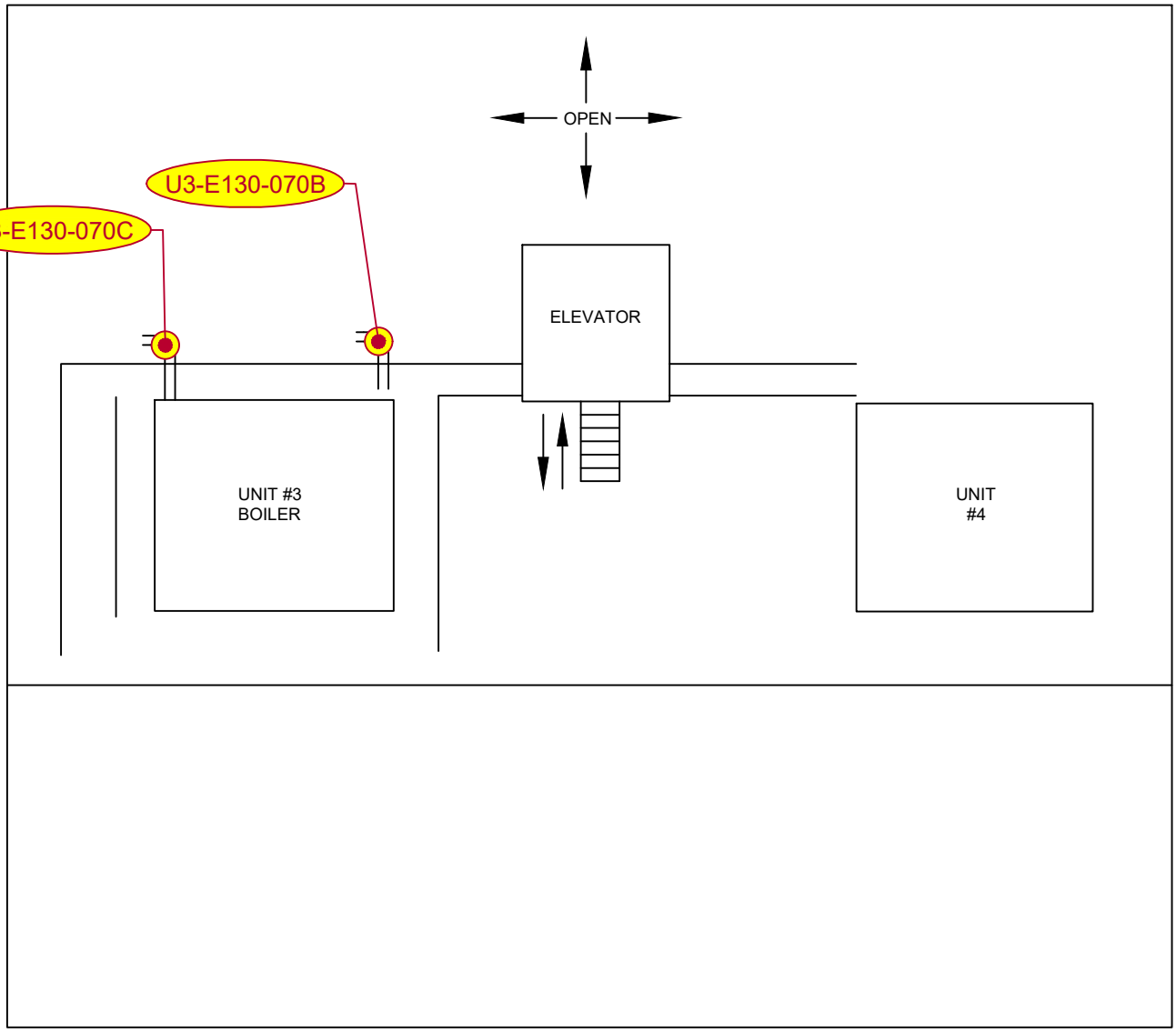

LEGEND

ASBESTOS SAMPLE LOCATIONS
ASBESTOS-CONTAINING MATERIALS
(ACM) (>1%)

N

DRAWING NOT TO SCALE

TRC
17911 Von Karman Avenue
Suite 400
Irvine, CA 92614
Phone: 949.727.9336

PROJECT:
MORRO BAY POWER PLANT
1290 EMBARCADERO ROAD
MORRO BAY, CALIFORNIA 93442

TITLE:
ASBESTOS SAMPLE LOCATIONS
UNIT 3
ELEVATION 130

DRAWN BY:	R. Collins
CHECKED BY:	C. Blake
APPROVED BY:	C. Blake
DATE:	October 2019
PROJ. NO.:	330541.0000.0000
FILE:	Morro-Bay_Unit-3.dwg

FIGURE 10

8.5x11 --- USER: rcollins --- ATTACHED XREFS: --- ATTACHED IMAGES: Unit 3_EL109; Unit 3_EL130; Unit 3_EL15; Unit 3_EL28; Unit 3_EL41; Unit 3_EL51; Unit 3_EL6; Unit 3_EL65; Unit 3_EL85; Unit 3_EL94;
DRAWING NAME: L:\Graphics\Projects\byName\Vistra Energy\330541_Morro_Bay\ Morro-Bay_Unit-3.dwg --- PLOT DATE: October 21, 2019 - 2:56PM --- LAYOUT: EL130-8.5X11P
Version: 2017-10-21

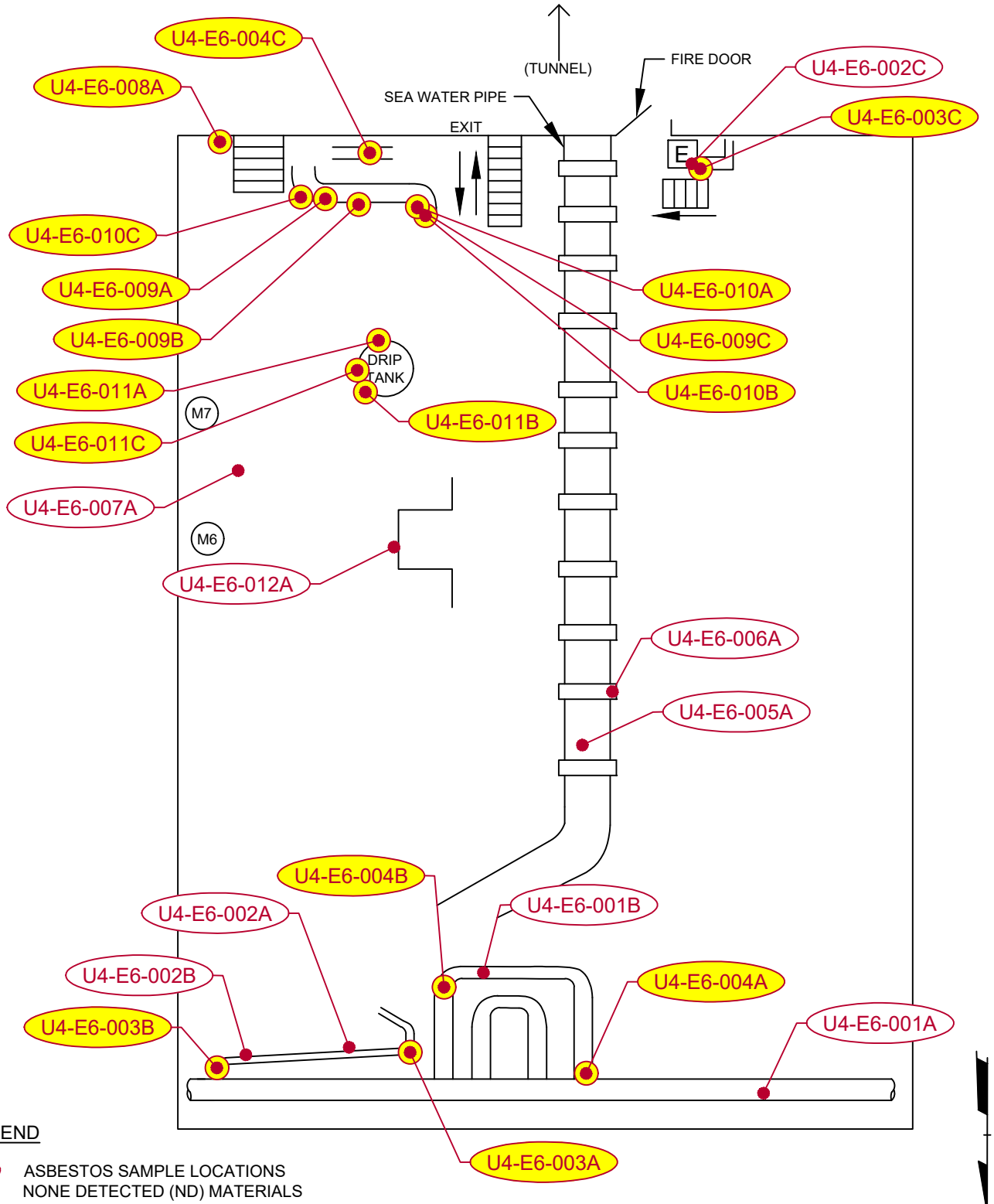

LEGEND

- ASBESTOS SAMPLE LOCATIONS NONE DETECTED (ND) MATERIALS
- ASBESTOS SAMPLE LOCATIONS ASBESTOS-CONTAINING MATERIALS (ACM) (>1%)

DRAWING NOT TO SCALE

TRC
17911 Von Karman Avenue
Suite 400
Irvine, CA 92614
Phone: 949.727.9336

PROJECT:
MORRO BAY POWER PLANT
1290 EMBARCADERO ROAD
MORRO BAY, CALIFORNIA 93442

TITLE:
ASBESTOS SAMPLE LOCATIONS
UNIT 4 - BASEMENT
ELEVATION 6

DRAWN BY:	R. Collins
CHECKED BY:	C. Blake
APPROVED BY:	C. Blake
DATE:	October 2019
PROJ. NO.:	330541.0000.0000
FILE:	Morro-Bay_Unit-4.dwg

FIGURE 1

8.5x11 --- USER: rcollins --- ATTACHED XREFS: --- ATTACHED IMAGES: Unit 4_EL15; Unit 4_EL28; Unit 4_EL41; Unit 4_EL51; Unit 4_EL6; Unit 4_EL65;
DRAWING NAME: L:\Graphics\Projects\byName\Vistra Energy\330541_Morro_Bay\ Morro-Bay_Unit-4.dwg --- PLOT DATE: October 21, 2019 - 3:03PM --- LAYOUT: EL6-8.5X11P
Version: 2017-10-21

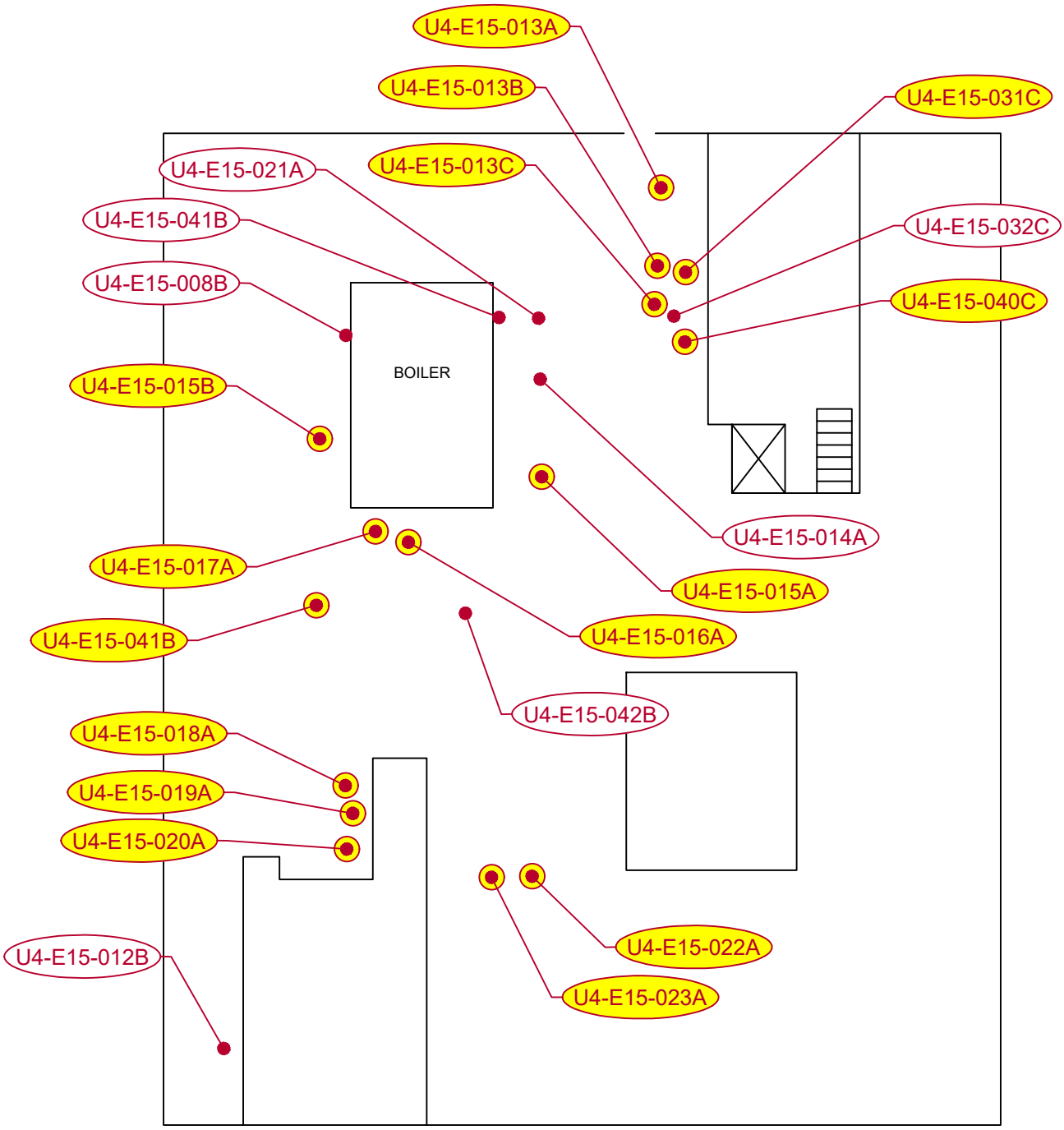

LEGEND

- ASBESTOS SAMPLE LOCATIONS NONE DETECTED (ND) MATERIALS
- ASBESTOS SAMPLE LOCATIONS ASBESTOS-CONTAINING MATERIALS (ACM) (>1%)

N

DRAWING NOT TO SCALE

TRC
17911 Von Karman Avenue
Suite 400
Irvine, CA 92614
Phone: 949.727.9336

PROJECT:
MORRO BAY POWER PLANT
1290 EMBARCADERO ROAD
MORRO BAY, CALIFORNIA 93442

TITLE:
ASBESTOS SAMPLE LOCATIONS
UNIT 4
ELEVATION 15

DRAWN BY:	R. Collins
CHECKED BY:	C. Blake
APPROVED BY:	C. Blake
DATE:	October 2019
PROJ. NO.:	330541.0000.0000
FILE:	Morro-Bay_Unit-4.dwg

FIGURE 2

8.5x11 --- USER: rcollins --- ATTACHED XREFS: --- ATTACHED IMAGES: Unit 4_EL15; Unit 4_EL28; Unit 4_EL41; Unit 4_EL51; Unit 4_EL6; Unit 4_EL65;
DRAWING NAME: L:\Graphics\Projects\byName\Vistra Energy\330541_Morro_Bay\ Morro-Bay_Unit-4.dwg --- PLOT DATE: October 21, 2019 - 3:03PM --- LAYOUT: EL15-8.5X11P
Version: 2017-10-21

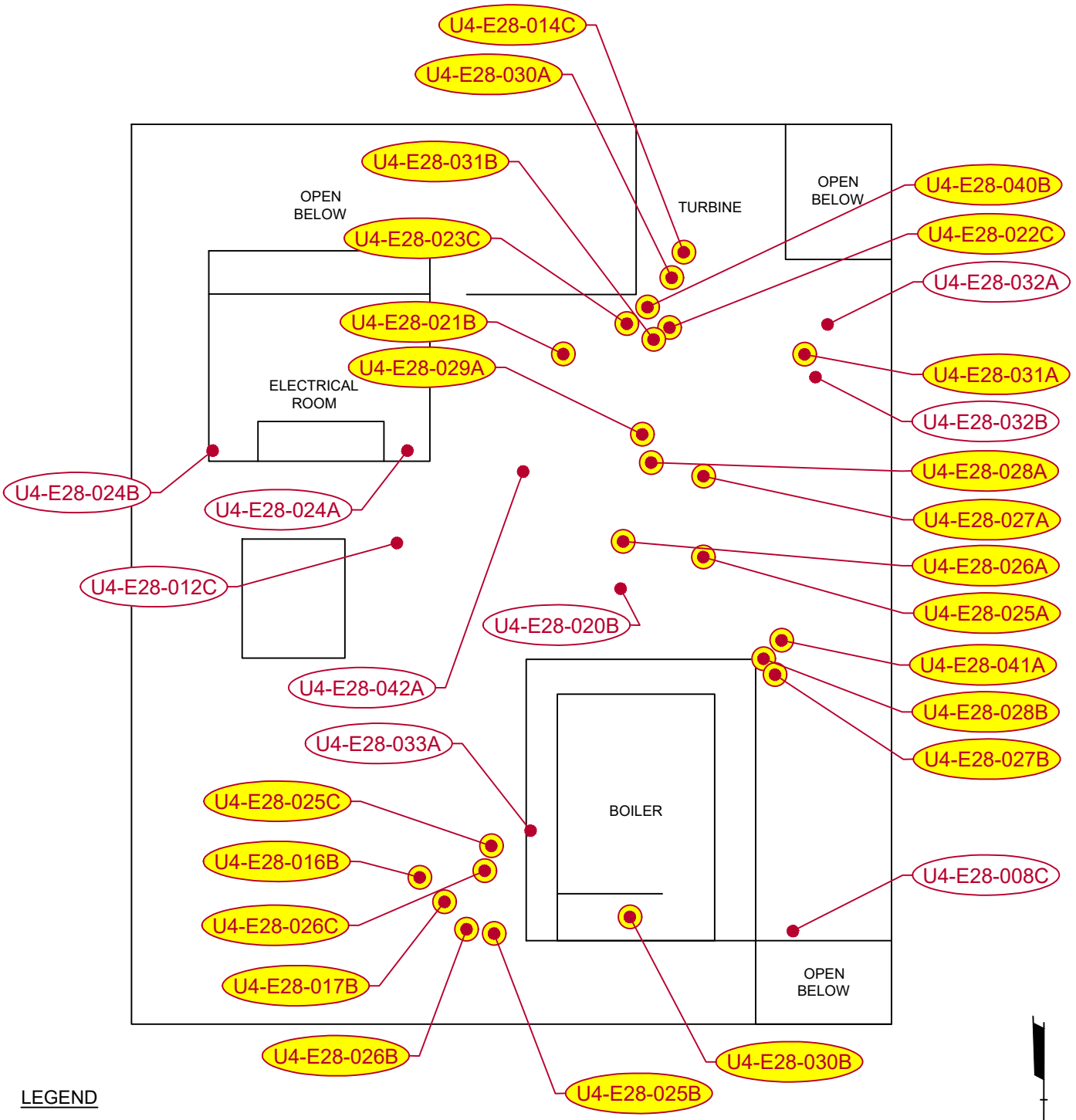

LEGEND

- ASBESTOS SAMPLE LOCATIONS NONE DETECTED (ND) MATERIALS
- ASBESTOS SAMPLE LOCATIONS ASBESTOS-CONTAINING MATERIALS (ACM) (>1%)

DRAWING NOT TO SCALE

TRC
17911 Von Karman Avenue
Suite 400
Irvine, CA 92614
Phone: 949.727.9336

PROJECT:
MORRO BAY POWER PLANT
1290 EMBARCADERO ROAD
MORRO BAY, CALIFORNIA 93442

TITLE:
ASBESTOS SAMPLE LOCATIONS
UNIT 4
ELEVATION 28

DRAWN BY:	R. Collins
CHECKED BY:	C. Blake
APPROVED BY:	C. Blake
DATE:	October 2019
PROJ. NO.:	330541.0000.0000
FILE:	Morro-Bay_Unit-4.dwg

FIGURE 3

8.5x11 --- USER: rcollins --- ATTACHED XREFS: --- ATTACHED IMAGES: --- Unit 4_EL15; Unit 4_EL28; Unit 4_EL41; Unit 4_EL51; Unit 4_EL6; Unit 4_EL65;
DRAWING NAME: L:\Graphics\Projects\byName\Vistra Energy\330541_Morro_Bay\ Morro-Bay_Unit-4.dwg --- PLOT DATE: October 21, 2019 - 3:03PM --- LAYOUT: EL28-8.5X11P
Version: 2017-10-21

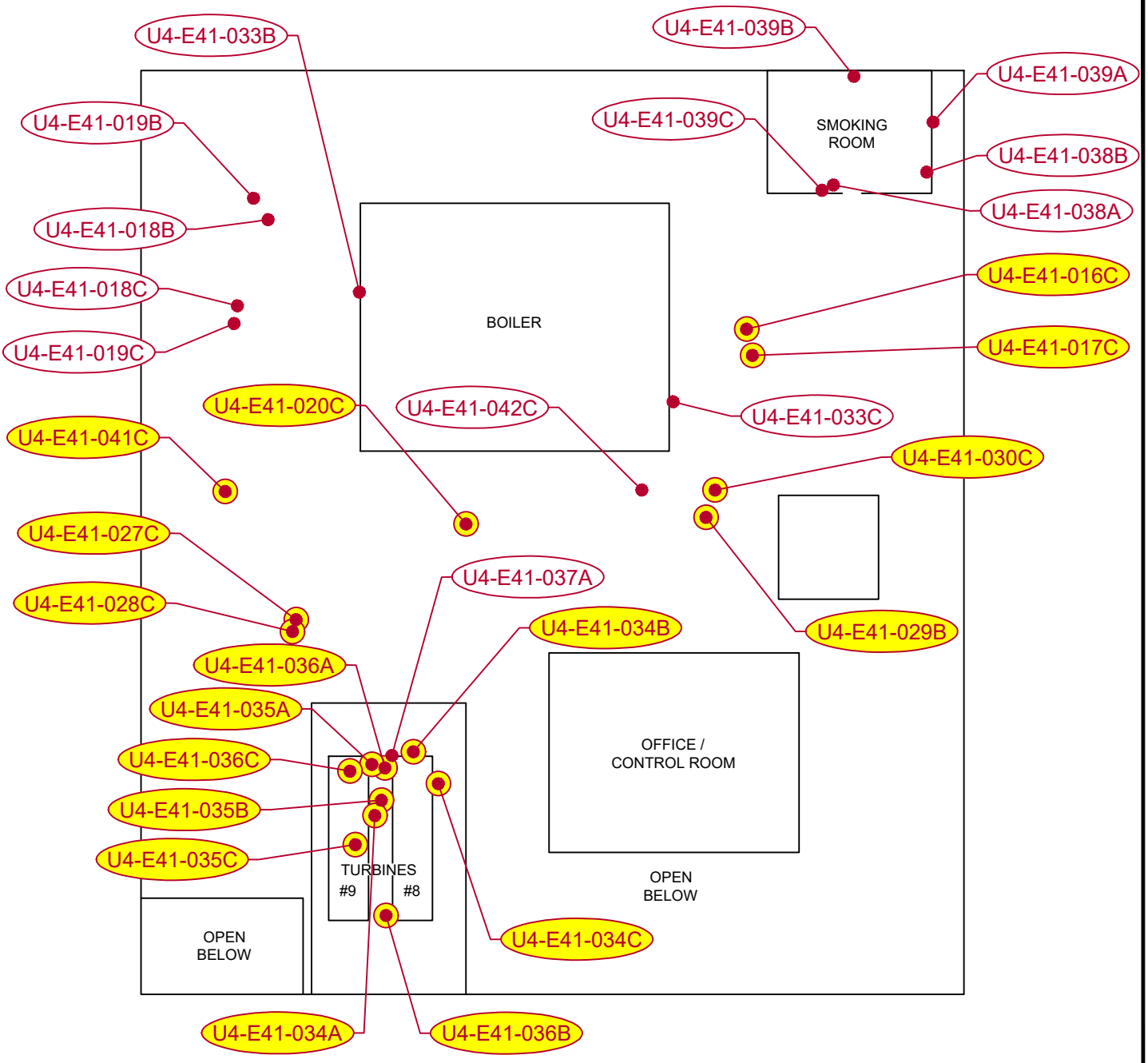

LEGEND

- ASBESTOS SAMPLE LOCATIONS NONE DETECTED (ND) MATERIALS
- ASBESTOS SAMPLE LOCATIONS ASBESTOS-CONTAINING MATERIALS (ACM) (>1%)

N

DRAWING NOT TO SCALE

TRC
17911 Von Karman Avenue
Suite 400
Irvine, CA 92614
Phone: 949.727.9336

PROJECT:
MORRO BAY POWER PLANT
1290 EMBARCADERO ROAD
MORRO BAY, CALIFORNIA 93442

TITLE:
ASBESTOS SAMPLE LOCATIONS
UNIT 4
ELEVATION 41

DRAWN BY:	R. Collins
CHECKED BY:	C. Blake
APPROVED BY:	C. Blake
DATE:	October 2019
PROJ. NO.:	330541.0000.0000
FILE:	Morro-Bay_Unit-4.dwg

FIGURE 4

8.5x11 --- USER: rcollins --- ATTACHED XREFS: --- ATTACHED IMAGES: Unit 4_EL15; Unit 4_EL28; Unit 4_EL41; Unit 4_EL51; Unit 4_EL6; Unit 4_EL65;
DRAWING NAME: L:\Graphics\Projects\byName\Vistra Energy\330541_Morro_Bay\ Morro-Bay_Unit-4.dwg --- PLOT DATE: October 21, 2019 - 3:03PM --- LAYOUT: EL41-8.5X11P
Version: 2017-10-21

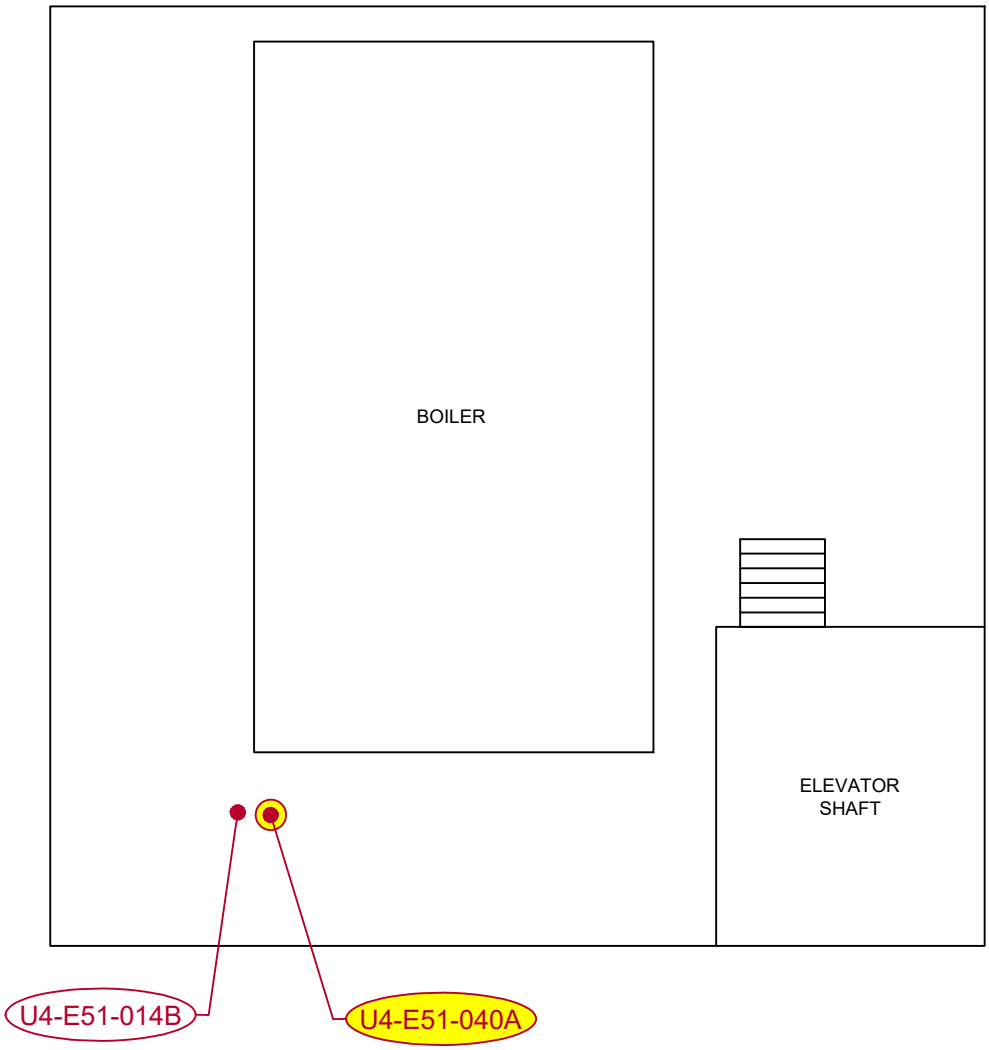

LEGEND

- ASBESTOS SAMPLE LOCATIONS
  NONE DETECTED (ND) MATERIALS
- ASBESTOS SAMPLE LOCATIONS
  ASBESTOS-CONTAINING MATERIALS
  (ACM) (>1%)

N

DRAWING NOT TO SCALE

TRC
17911 Von Karman Avenue
Suite 400
Irvine, CA 92614
Phone: 949.727.9336

PROJECT:
MORRO BAY POWER PLANT
1290 EMBARCADERO ROAD
MORRO BAY, CALIFORNIA 93442

TITLE:
ASBESTOS SAMPLE LOCATIONS
UNIT 4
ELEVATION 51

DRAWN BY:	R. Collins
CHECKED BY:	C. Blake
APPROVED BY:	C. Blake
DATE:	October 2019
PROJ. NO.:	330541.0000.0000
FILE:	Morro-Bay_Unit-4.dwg

FIGURE 5

8.5x11 --- USER: rcollins --- ATTACHED XREFS: --- ATTACHED IMAGES: Unit 4_EL15; Unit 4_EL28; Unit 4_EL41; Unit 4_EL51; Unit 4_EL6; Unit 4_EL65;
DRAWING NAME: L:\Graphics\Projects\byName\Vistra Energy\330541_Morro_Bay\ Morro-Bay_Unit-4.dwg --- PLOT DATE: October 21, 2019 - 3:03PM --- LAYOUT: EL51-8.5X11P
Version: 2017-10-21

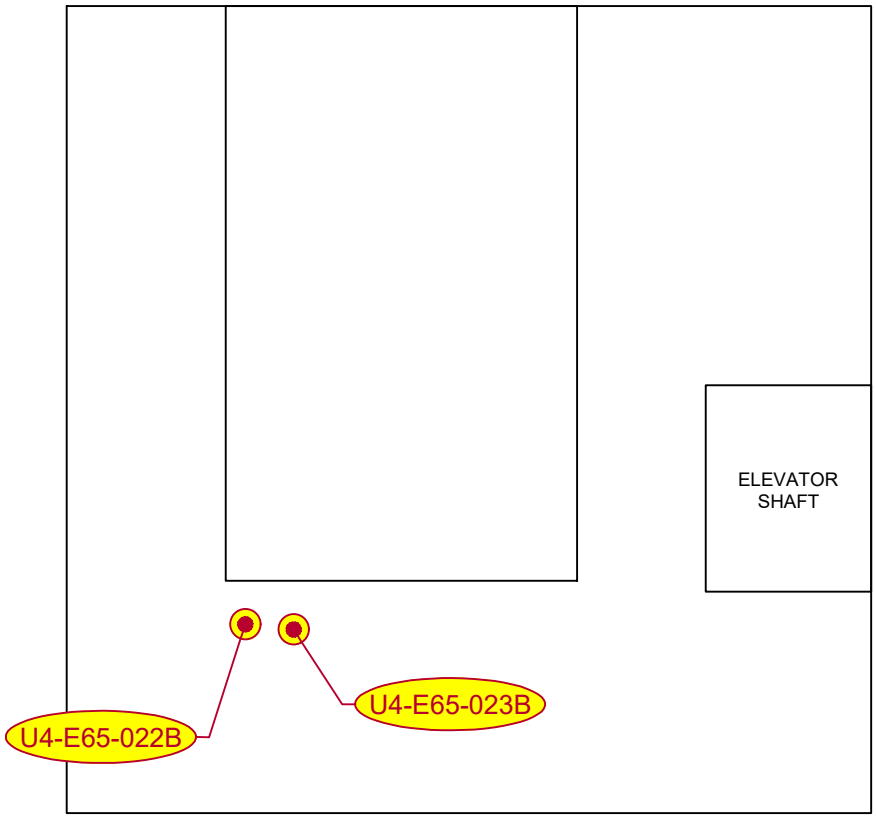

LEGEND

ASBESTOS SAMPLE LOCATIONS
ASBESTOS-CONTAINING MATERIALS
(ACM) (>1%)

N

DRAWING NOT TO SCALE

TRC
17911 Von Karman Avenue
Suite 400
Irvine, CA 92614
Phone: 949.727.9336

PROJECT:
MORRO BAY POWER PLANT
1290 EMBARCADERO ROAD
MORRO BAY, CALIFORNIA 93442

TITLE:
ASBESTOS SAMPLE LOCATIONS
UNIT 4
ELEVATION 65

DRAWN BY:	R. Collins
CHECKED BY:	C. Blake
APPROVED BY:	C. Blake
DATE:	October 2019
PROJ. NO.:	330541.0000.0000
FILE:	Morro-Bay_Unit-4.dwg

FIGURE 6

8.5x11 --- USER: rcollins --- ATTACHED XREFS: --- ATTACHED IMAGES: Unit 4_EL15; Unit 4_EL28; Unit 4_EL41; Unit 4_EL51; Unit 4_EL6; Unit 4_EL65
DRAWING NAME: L:\Graphics\Projects\byName\Vistra Energy\330541_Morro_Bay\ Morro-Bay_Unit-4.dwg --- PLOT DATE: October 21, 2019 - 3:03PM --- LAYOUT: EL65-8.5X11P
Version: 2017-10-21

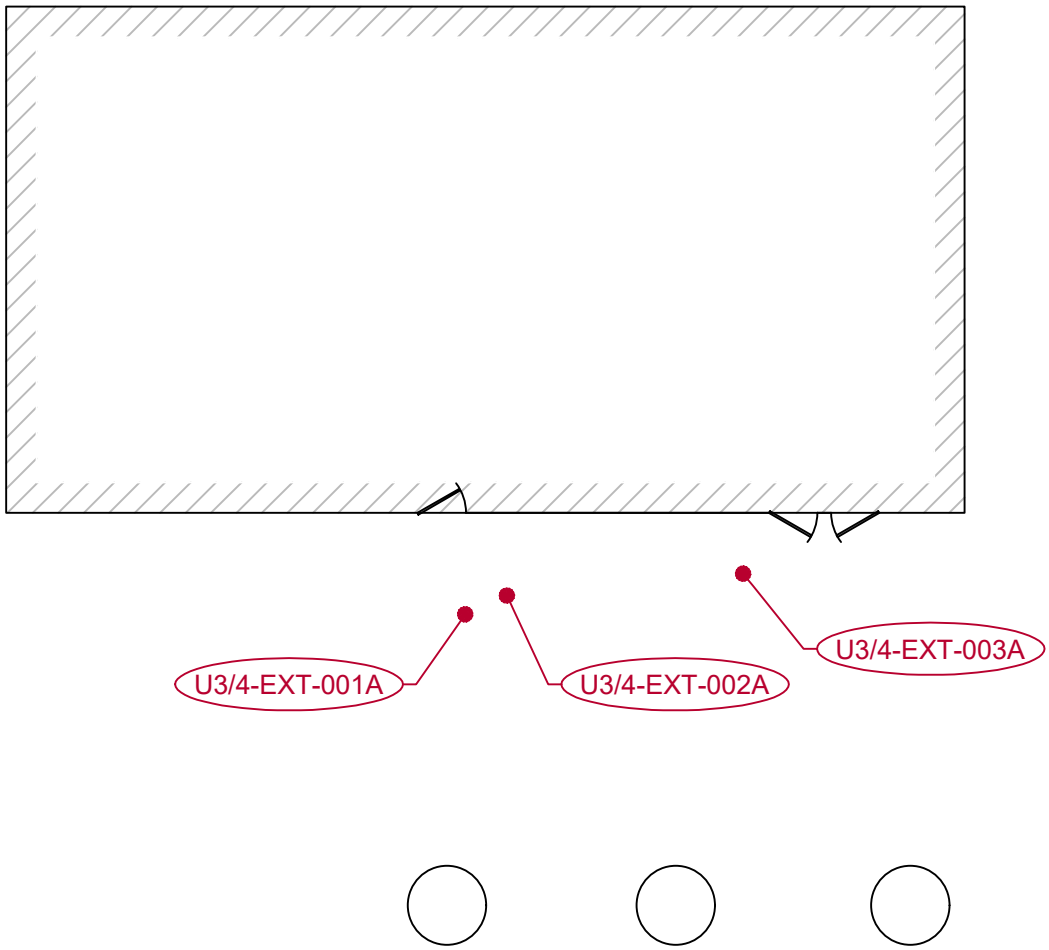

LEGEND

- ASBESTOS SAMPLE LOCATIONS
  NONE DETECTED (ND) MATERIALS

N

DRAWING NOT TO SCALE

TRC
17911 Von Karman Avenue
Suite 400
Irvine, CA 92614
Phone: 949.727.9336

PROJECT:
MORRO BAY POWER PLANT
1290 EMBARCADERO ROAD
MORRO BAY, CALIFORNIA 93442

TITLE:
ASBESTOS SAMPLE LOCATIONS
UNITS 3 AND 4
EXTERIOR

DRAWN BY:	R. Collins
CHECKED BY:	C. Blake
APPROVED BY:	C. Blake
DATE:	October 2019
PROJ. NO.:	330541.0000.0000
FILE:	Morro-Bay_Units_3-4.dwg

FIGURE 1

8.5x11 --- USER: rcollins --- ATTACHED XREFS: --- ATTACHED IMAGES: Field Sketch Unit 3&4 Exterior
DRAWING NAME: L:\Graphics\Projectsby Name\Vistra Energy\330541_Morro_Bay\ Morro-Bay_Units_3-4.dwg --- PLOT DATE: October 21, 2019 - 3:14PM --- LAYOUT: Exterior-8.5X11P
Version: 2017-10-21

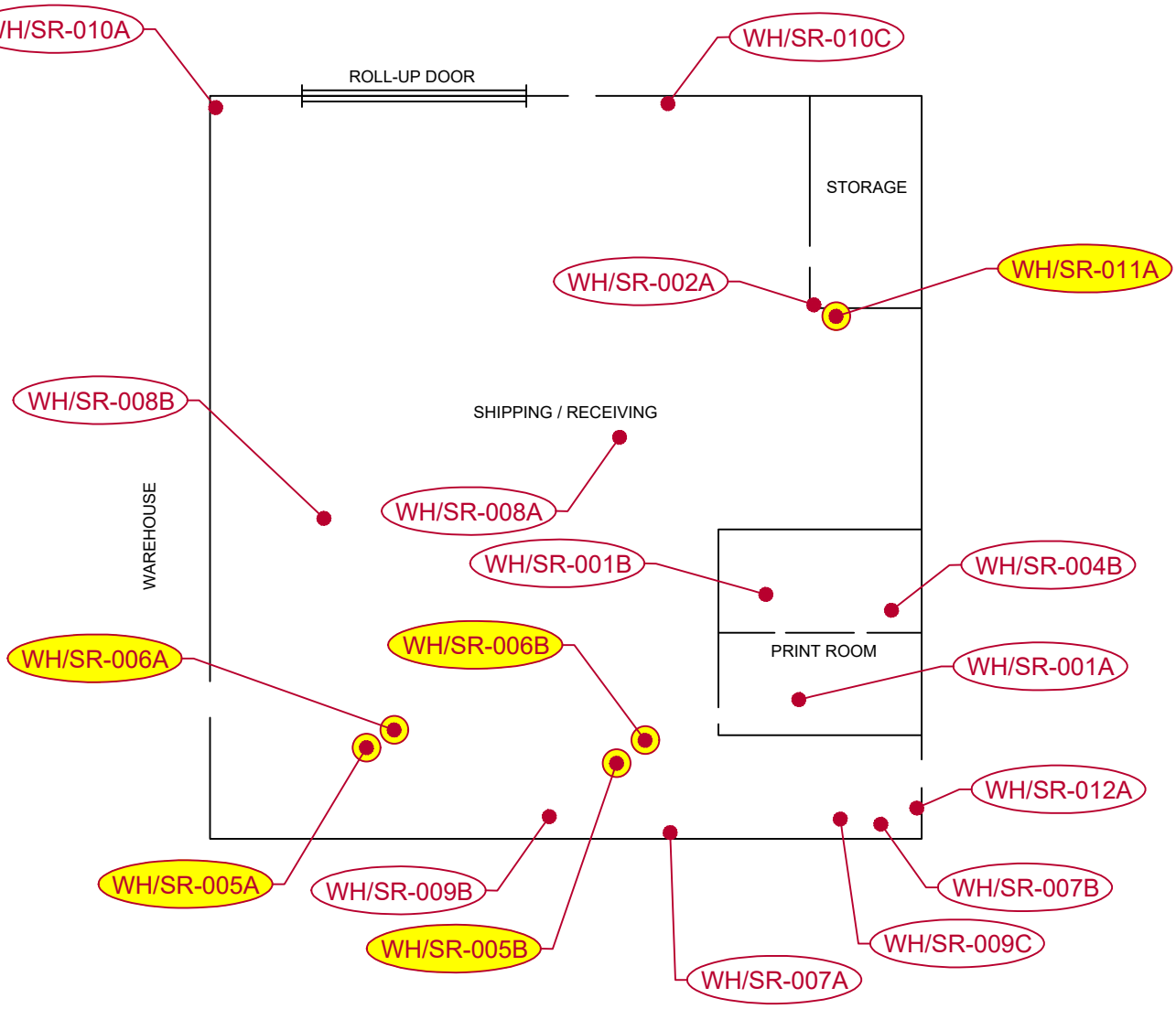

LEGEND

- ASBESTOS SAMPLE LOCATIONS NONE DETECTED (ND) MATERIALS
- ASBESTOS SAMPLE LOCATIONS ASBESTOS-CONTAINING MATERIALS (ACM) (>1%)

DRAWING NOT TO SCALE

TRC
17911 Von Karman Avenue
Suite 400
Irvine, CA 92614
Phone: 949.727.9336

PROJECT:
MORRO BAY POWER PLANT
1290 EMBARCADERO ROAD
MORRO BAY, CALIFORNIA 93442

TITLE:
ASBESTOS SAMPLE LOCATIONS
SHIPPING & RECEIVING

DRAWN BY:	R. Collins
CHECKED BY:	C. Blake
APPROVED BY:	C. Blake
DATE:	October 2019
PROJ. NO.:	330541.0000.0000
FILE:	Morro-Bay_Warehouse.dwg

FIGURE 1

8.5x11 --- USER: rcollins --- ATTACHED XREFS: --- ATTACHED IMAGES: Warehouse-1; Warehouse-2;
DRAWING NAME: L:\Graphics\Projects\byName\Vistra Energy\330541_Morro_Bay\ Morro-Bay_Warehouse.dwg --- PLOT DATE: October 21, 2019 - 3:15PM --- LAYOUT: S&R-8.5X11P
Version: 2017-10-21

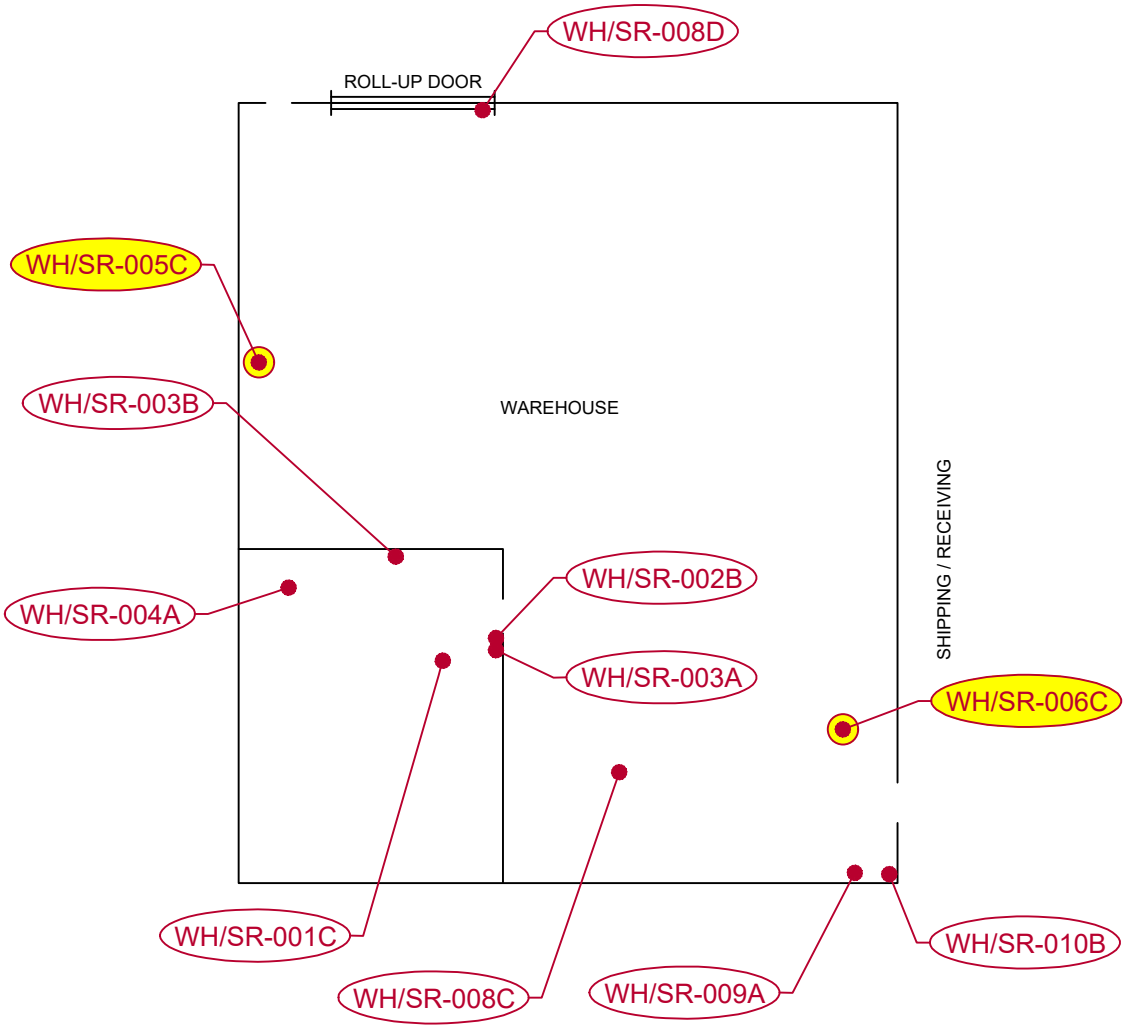

LEGEND

- ASBESTOS SAMPLE LOCATIONS NONE DETECTED (ND) MATERIALS
- ASBESTOS SAMPLE LOCATIONS ASBESTOS-CONTAINING MATERIALS (ACM) (>1%)

DRAWING NOT TO SCALE

TRC
17911 Von Karman Avenue
Suite 400
Irvine, CA 92614
Phone: 949.727.9336

PROJECT:

MORRO BAY POWER PLANT
1290 EMBARCADERO ROAD
MORRO BAY, CALIFORNIA 93442

TITLE:

ASBESTOS SAMPLE LOCATIONS
WAREHOUSE

DRAWN BY:	R. Collins
CHECKED BY:	C. Blake
APPROVED BY:	C. Blake
DATE:	October 2019
PROJ. NO.:	330541.0000.0000
FILE:	Morro-Bay_Warehouse.dwg

FIGURE 2

8.5x11 --- USER: rcollins --- ATTACHED XREFS: --- ATTACHED IMAGES: Warehouse-1; Warehouse-2;
DRAWING NAME: L:\Graphics\Projects\byName\Vistra Energy\330541_Morro_Bay\ Morro-Bay_Warehouse.dwg --- PLOT DATE: October 21, 2019 - 3:16PM --- LAYOUT: Warehouse-8.5X11P
Version: 2017-10-21

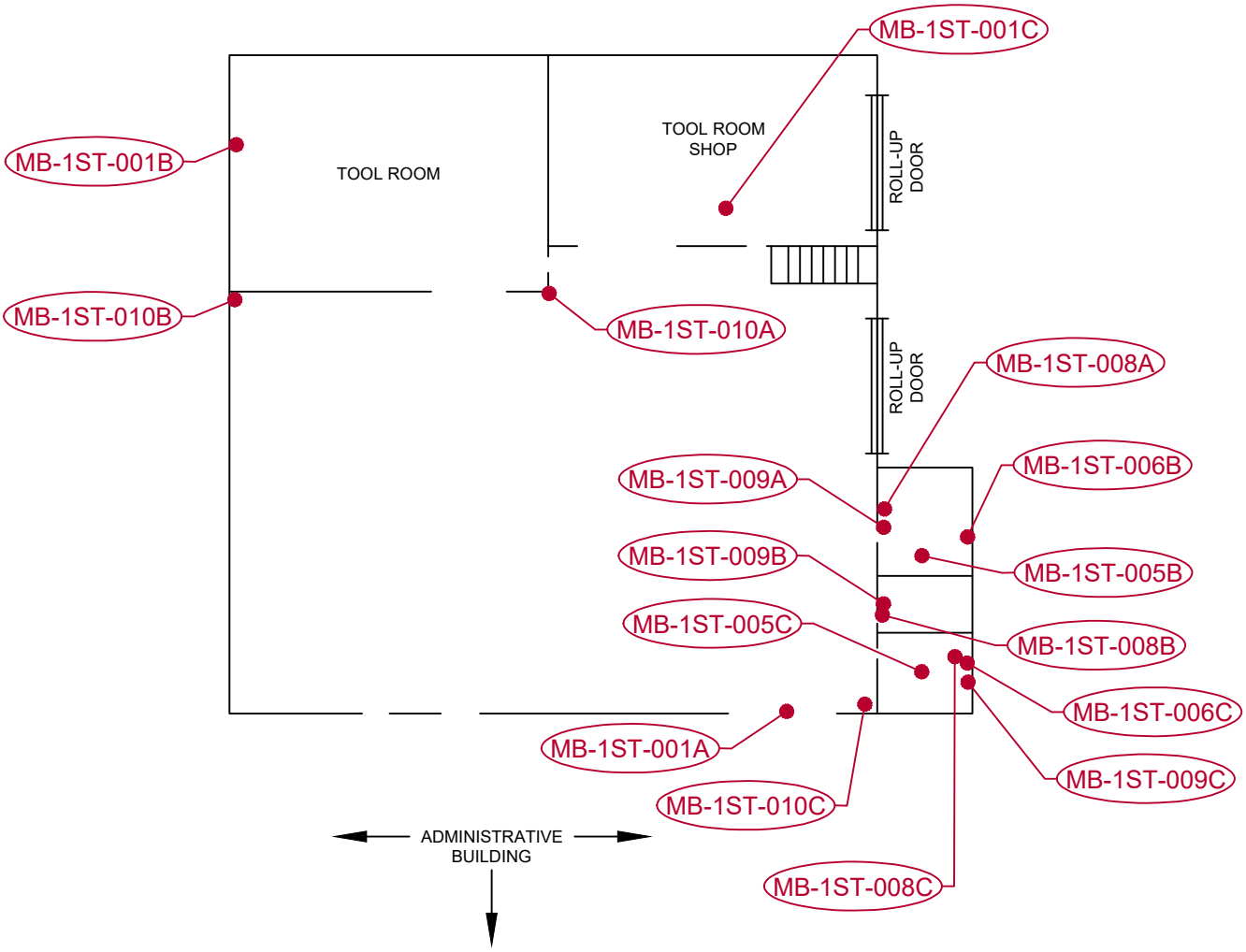

LEGEND

- ASBESTOS SAMPLE LOCATIONS
  NONE DETECTED (ND) MATERIALS

N

DRAWING NOT TO SCALE

TRC
17911 Von Karman Avenue
Suite 400
Irvine, CA 92614
Phone: 949.727.9336

PROJECT:
MORRO BAY POWER PLANT
1290 EMBARCADERO ROAD
MORRO BAY, CALIFORNIA 93442

TITLE:
ASBESTOS SAMPLE LOCATIONS
MAINTENANCE BUILDING
FIRST FLOOR

DRAWN BY:	R. Collins
CHECKED BY:	C. Blake
APPROVED BY:	C. Blake
DATE:	October 2019
PROJ. NO.:	330541.0000.0000
FILE:	Morro-Bay_Maint-Bldg.dwg

FIGURE 1

8.5x11 --- USER: rcollins --- ATTACHED XREFS: --- ATTACHED IMAGES: Maint. Bldg-1; Maint. Bldg-2;
DRAWING NAME: L:\Graphics\Projects\byName\Vistra Energy\330541_Morro_Bay\ Morro-Bay_Maint-Bldg.dwg --- PLOT DATE: October 21, 2019 - 3:13PM --- LAYOUT: 1ST FLOOR-8.5X11P
Version: 2017-10-21

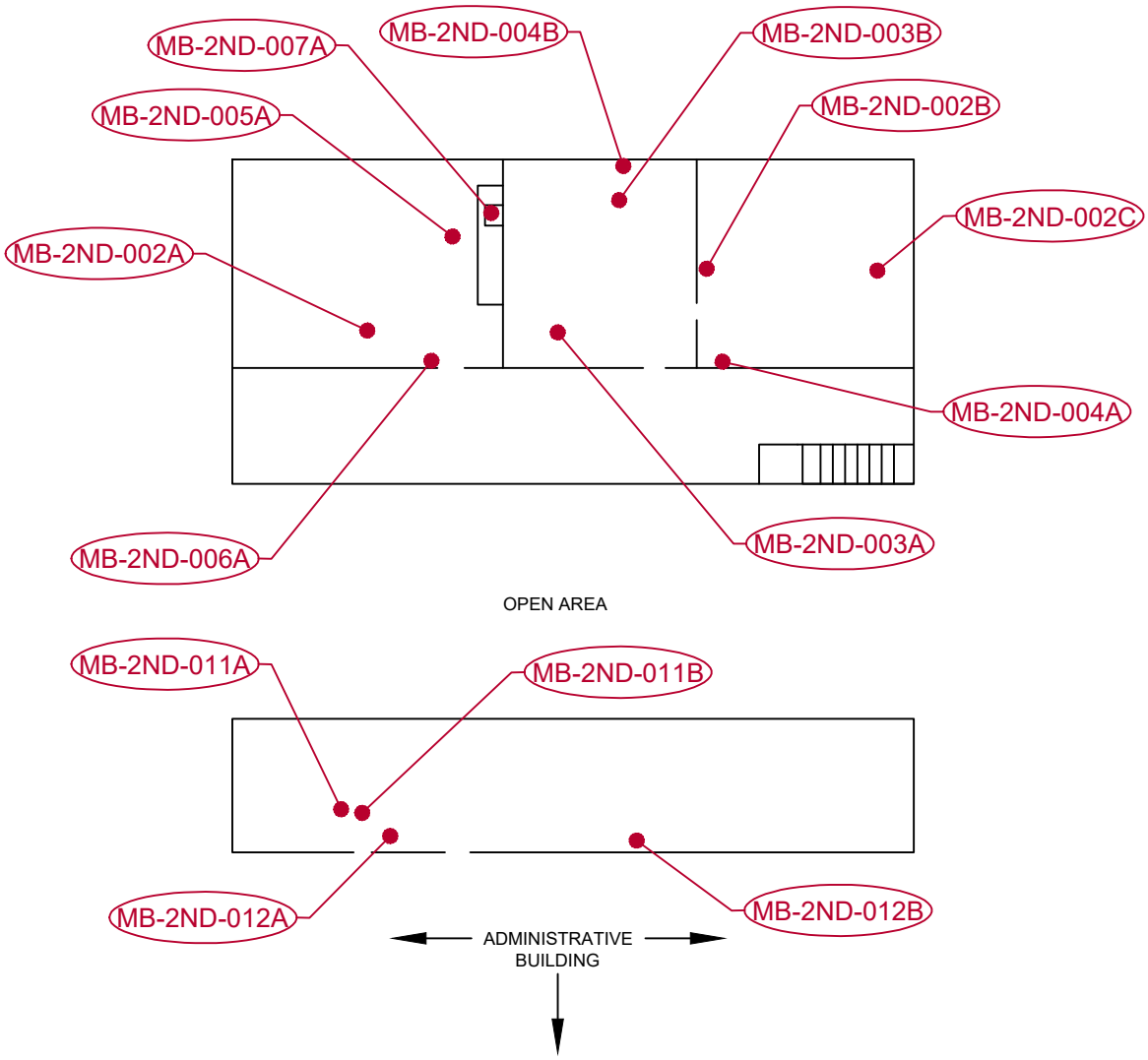

LEGEND

- ASBESTOS SAMPLE LOCATIONS NONE DETECTED (ND) MATERIALS

N

DRAWING NOT TO SCALE

TRC
17911 Von Karman Avenue
Suite 400
Irvine, CA 92614
Phone: 949.727.9336

PROJECT:
MORRO BAY POWER PLANT
1290 EMBARCADERO ROAD
MORRO BAY, CALIFORNIA 93442

TITLE:
ASBESTOS SAMPLE LOCATIONS MAINTENANCE BUILDING SECOND FLOOR - MEZZANINE

DRAWN BY:	R. Collins
CHECKED BY:	C. Blake
APPROVED BY:	C. Blake
DATE:	October 2019
PROJ. NO.:	330541.0000.0000
FILE:	Morro-Bay_Maint-Bldg.dwg

FIGURE 2

8.5x11 --- USER: rcollins --- ATTACHED XREFS: --- ATTACHED IMAGES: Maint. Bldg-1; Maint. Bldg-2;
DRAWING NAME: L:\Graphics\Projects\byName\Vistra Energy\330541_Morro_Bay\ Morro-Bay_Maint-Bldg.dwg --- PLOT DATE: October 21, 2019 - 3:13PM --- LAYOUT: 2ND FLOOR-8.5X11P
Version: 2017-10-21

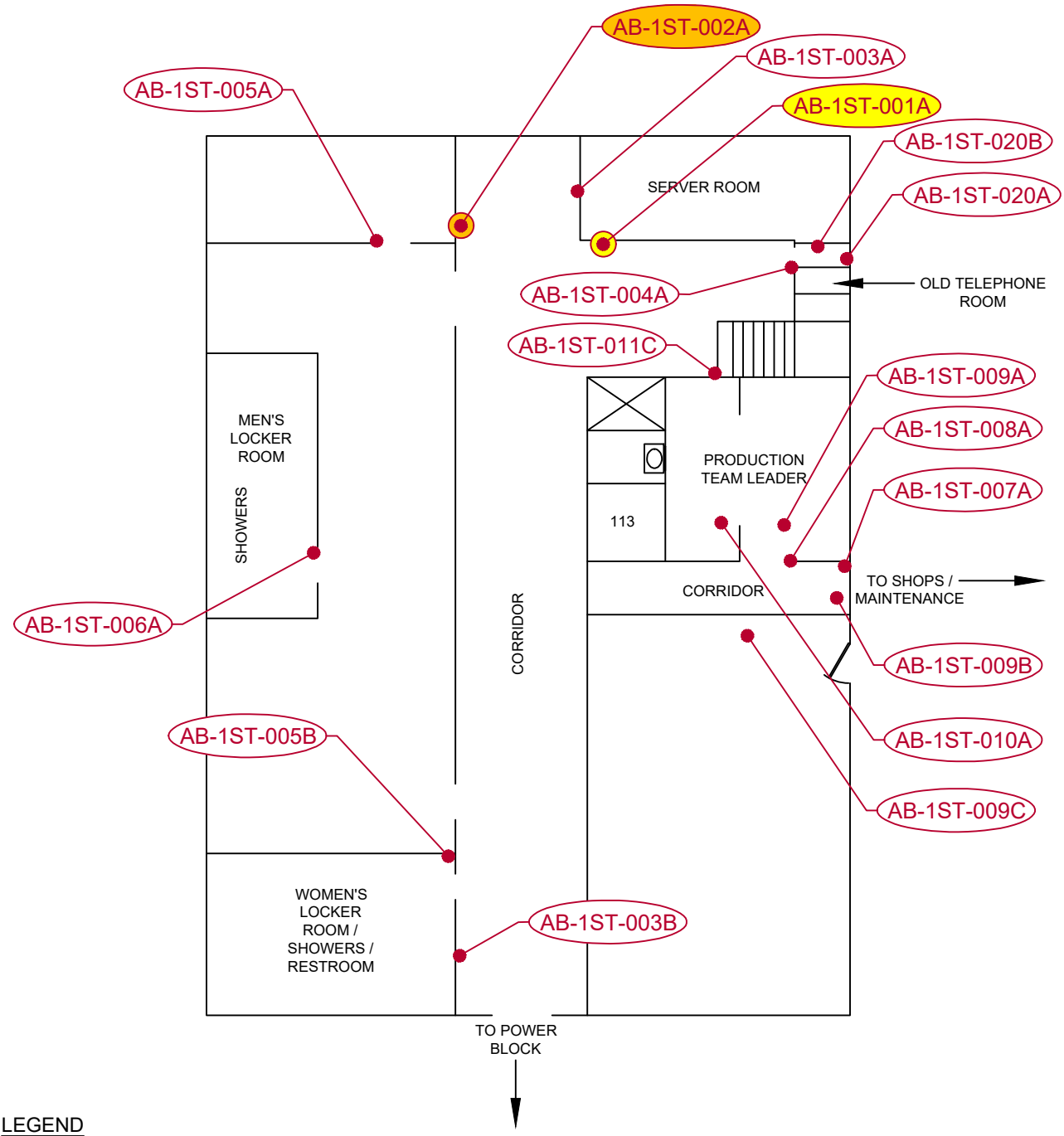

LEGEND

- ASBESTOS SAMPLE LOCATIONS
  NONE DETECTED (ND) MATERIALS
- ASBESTOS SAMPLE LOCATIONS
  ASBESTOS-CONTAINING MATERIALS
  (ACM) (>1%)
- ASBESTOS SAMPLE LOCATIONS
  ASBESTOS CONTAINING CONSTRUCTION MATERIALS
  (ACCM) (<1%)

DRAWING NOT TO SCALE

TRC
17911 Von Karman Avenue
Suite 400
Irvine, CA 92614
Phone: 949.727.9336

PROJECT:
MORRO BAY POWER PLANT
1290 EMBARCADERO ROAD
MORRO BAY, CALIFORNIA 93442

TITLE:
ASBESTOS SAMPLE LOCATIONS
ADMINISTRATION BUILDING
FIRST FLOOR

DRAWN BY:	R. Collins
CHECKED BY:	C. Blake
APPROVED BY:	C. Blake
DATE:	October 2019
PROJ. NO.:	330541.0000.0000
FILE:	Morro-Bay_Admin-Bldg.dwg

FIGURE 1

8.5x11 -- USER: rcollins -- ATTACHED XREFS: -- ATTACHED IMAGES: Admin Bldg-1stFloor; Admin Bldg-2ndFloor; Admin Bldg-3rdFloor;
DRAWING NAME: L:\Graphics\Projects\byName\Vistra Energy\330541_Morro_Bay\ Morro-Bay_Admin-Bldg.dwg -- PLOT DATE: October 21, 2019 - 3:11PM -- LAYOUT: 1ST FLOOR-8.5X11P
Version: 2017-10-21

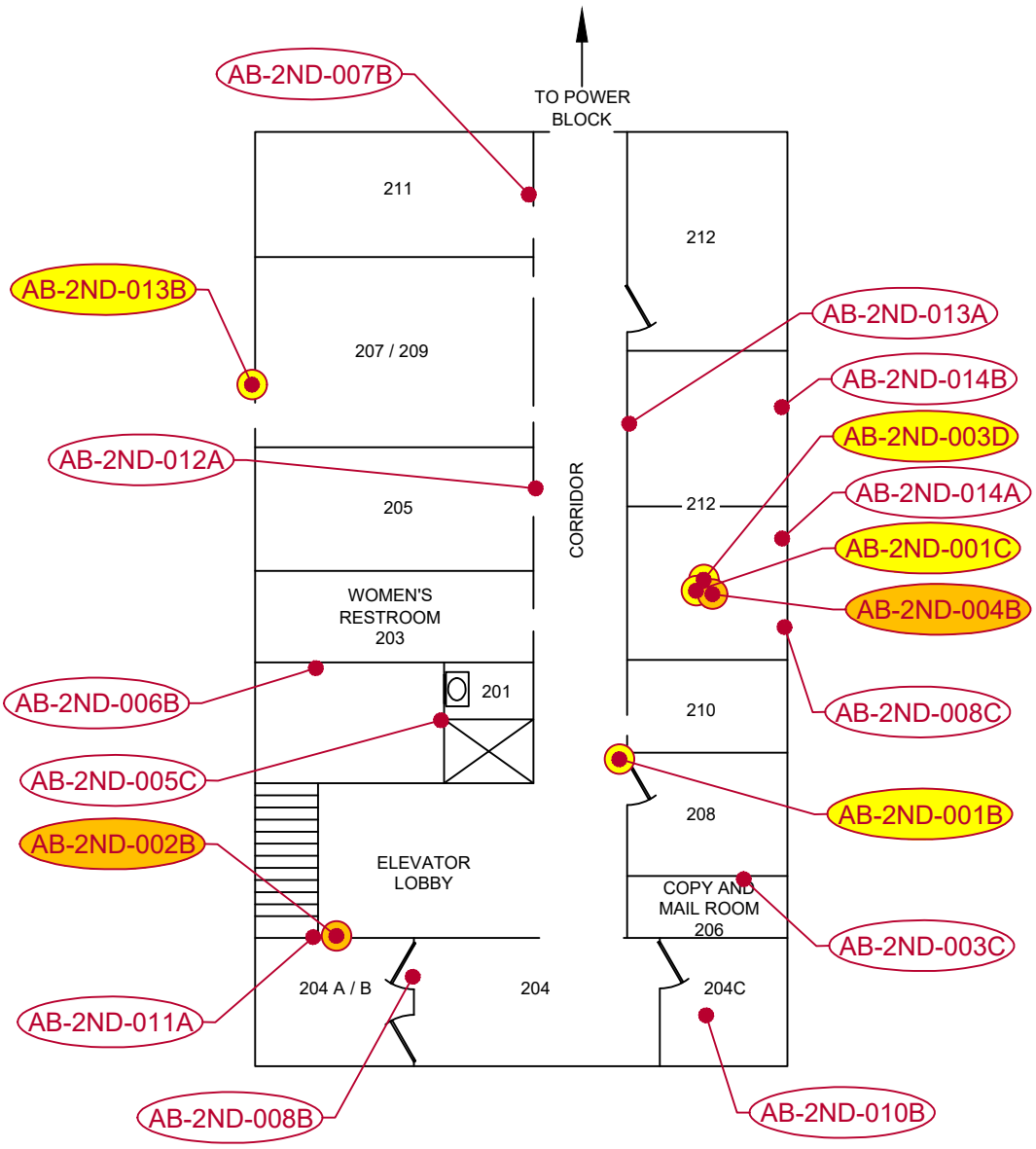

LEGEND

- ASBESTOS SAMPLE LOCATIONS NONE DETECTED (ND) MATERIALS
- ASBESTOS SAMPLE LOCATIONS ASBESTOS-CONTAINING MATERIALS (ACM) (>1%)
- ASBESTOS SAMPLE LOCATIONS ASBESTOS CONTAINING CONSTRUCTION MATERIALS (ACCM) (<1%)

DRAWING NOT TO SCALE

TRC
17911 Von Karman Avenue
Suite 400
Irvine, CA 92614
Phone: 949.727.9336

PROJECT:
MORRO BAY POWER PLANT
1290 EMBARCADERO ROAD
MORRO BAY, CALIFORNIA 93442

TITLE:
ASBESTOS SAMPLE LOCATIONS ADMINISTRATION BUILDING SECOND FLOOR

DRAWN BY:	R. Collins
CHECKED BY:	C. Blake
APPROVED BY:	C. Blake
DATE:	October 2019
PROJ. NO.:	330541.0000.0000
FILE:	Morro-Bay_Admin-Bldg.dwg

FIGURE 2

8.5x11 --- USER: rcollins --- ATTACHED XREFS: --- ATTACHED IMAGES: Admin Bldg-1stFloor; Admin Bldg-2ndFloor; Admin Bldg-3rdFloor;
DRAWING NAME: L:\Graphics\ProjectsbyName\Vistra Energy\330541_Morro_Bay\ Morro-Bay_Admin-Bldg.dwg --- PLOT DATE: October 21, 2019 - 3:11PM --- LAYOUT: 2ND FLOOR-8.5X11P
Version: 2017-10-21

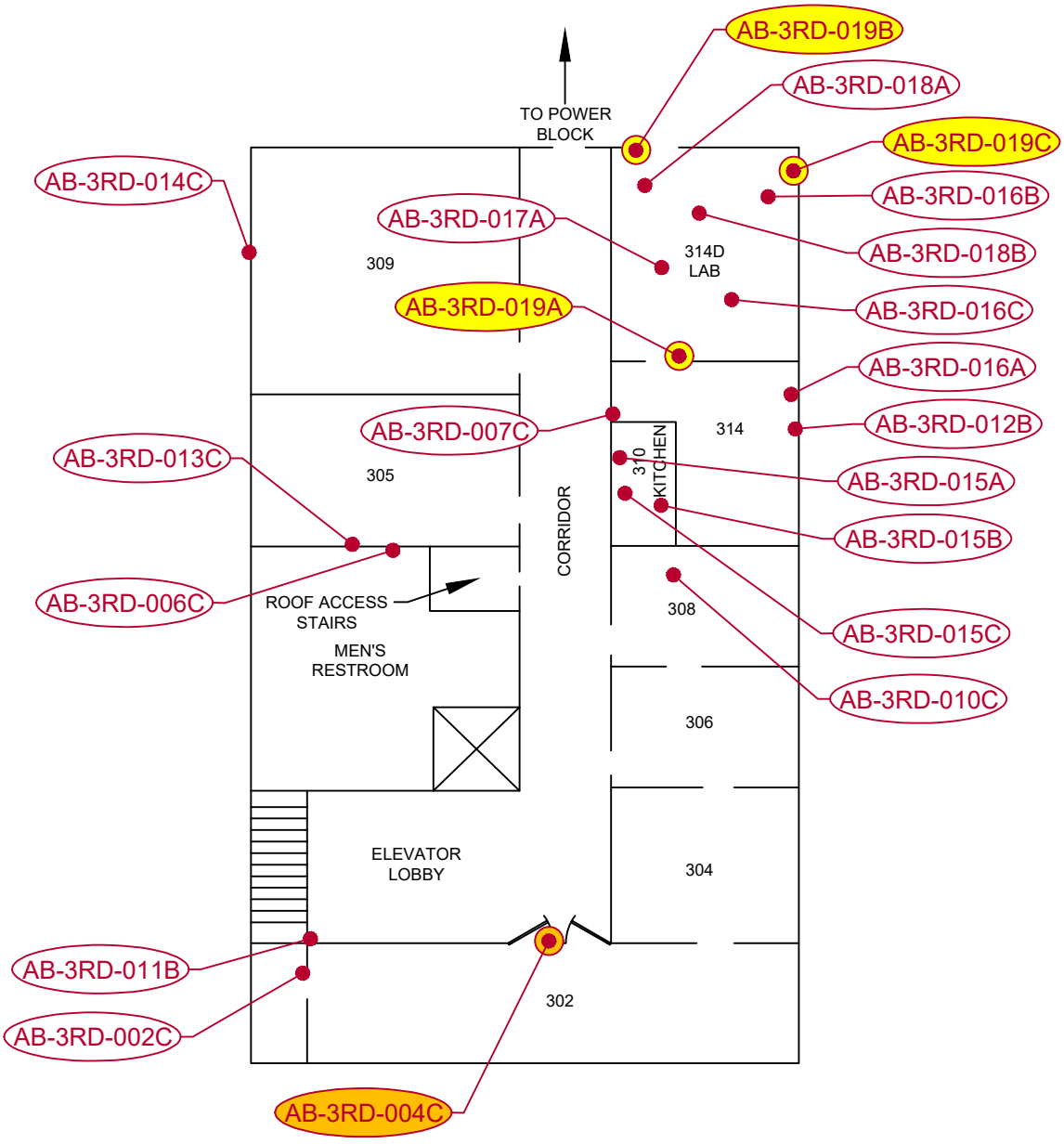

LEGEND

- ASBESTOS SAMPLE LOCATIONS
  NONE DETECTED (ND) MATERIALS
- ASBESTOS SAMPLE LOCATIONS
  ASBESTOS-CONTAINING MATERIALS
  (ACM) (>1%)
- ASBESTOS SAMPLE LOCATIONS
  ASBESTOS CONTAINING CONSTRUCTION MATERIALS
  (ACM) (<1%)

DRAWING NOT TO SCALE

TRC
17911 Von Karman Avenue
Suite 400
Irvine, CA 92614
Phone: 949.727.9336

PROJECT:
MORRO BAY POWER PLANT
1290 EMBARCADERO ROAD
MORRO BAY, CALIFORNIA 93442

TITLE:
ASBESTOS SAMPLE LOCATIONS
ADMINISTRATION BUILDING
THIRD FLOOR

DRAWN BY:	R. Collins
CHECKED BY:	C. Blake
APPROVED BY:	C. Blake
DATE:	October 2019
PROJ. NO.:	330541.0000.0000
FILE:	Morro-Bay_Admin-Bldg.dwg

FIGURE 3

8.5x11 --- USER: rcollins --- ATTACHED XREFS: --- ATTACHED IMAGES: Admin Bldg-1stFloor; Admin Bldg-2ndFloor; Admin Bldg-3rdFloor;
DRAWING NAME: L:\Graphics\Projects\byName\Vistra Energy\330541_Morro_Bay\ Morro-Bay_Admin-Bldg.dwg --- PLOT DATE: October 21, 2019 - 3:11PM --- LAYOUT: 3RD FLOOR-8.5X11P
Version: 2017-10-21

Appendix C

Bulk Asbestos Sample Laboratory Analytical Reports and Chain of Custody Records

EMSL Analytical, Inc.

6340 CastlePlace Dr. Indianapolis, IN 46250

Tel/Fax: (317) 803-2997 / (317) 803-3047

http://www.EMSL.com / indianapolislab@emsl.com

EMSL Order:	161919523
Customer ID:	32TRCS62
Customer PO:	330541
Project ID:	

Attention:	Michelle Campbell	**Phone:**	(949) 727-7388
	TRC Environmental Corp.	**Fax:**	(949) 727-7311
	17911 Von Karman Avenue	**Received Date:**	09/24/2019 9:40 AM
	Suite 400	**Analysis Date:**	09/25/2019 - 09/27/2019
	Irvine, CA 92614	**Collected Date:**	09/16/2019 - 09/20/2019

Project: 330541 / Morro Bay Unit 1 - Pre-Demo ACM Survey / Morro Bay Power Plant - Units 1,2,3 & 4, Warehouse, Maintenance & Administration Bldg.

Test Report: Asbestos Analysis of Bulk Materials via EPA 600/R-93/116 Method using Polarized Light Microscopy

			Non-Asbestos		Asbestos
Sample	**Description**	**Appearance**	**% Fibrous**	**% Non-Fibrous**	**% Type**
U1-E6-001A *161919523-0001*	Unit 1 Elevation 6 West by Column P4 - 8" OD Pipe Run	Gray Fibrous Homogeneous		60% Non-fibrous (Other)	30% Amosite 10% Chrysotile
U1-E6-001B *161919523-0002*	Unit 1 Elevation 6 West by Column N4 - 8" OD Pipe Run	White Fibrous Homogeneous		25% Non-fibrous (Other)	15% Amosite 60% Chrysotile
U1-E6-001C *161919523-0003* *Insufficent sample; analyzed wrap only.*	Unit 1 Elevation 6 Center by Column J4 - 8" OD Pipe Run	White Fibrous Homogeneous	90% Cellulose	10% Non-fibrous (Other)	None Detected
U1-E6-002A *161919523-0004*	Unit 1 Elevation 6 West by Column P4 - 8" OD Pipe Elbow	Gray/White Fibrous Homogeneous		65% Non-fibrous (Other)	15% Amosite 20% Chrysotile
U1-E6-002B *161919523-0005*	Unit 1 Elevation 6 West by Column N4 - 8" OD Pipe Elbow	White Fibrous Homogeneous		45% Non-fibrous (Other)	15% Amosite 40% Chrysotile <1% Crocidolite
U1-E6-002C *161919523-0006*	Unit 1 Elevation 6 Center by Column L2 - 8" OD Pipe Elbow	White Fibrous Homogeneous		65% Non-fibrous (Other)	10% Amosite 20% Chrysotile 5% Crocidolite
U1-E6-003A *161919523-0007*	Unit 1 Elevation 6 West by Column P4 - 6" OD Pipe Run	White Fibrous Homogeneous		25% Non-fibrous (Other)	15% Amosite 60% Chrysotile
U1-E6-003B *161919523-0008*	Unit 1 Elevation 6 West by Column N2 - 6" OD Pipe Run	White Fibrous Homogeneous		20% Non-fibrous (Other)	20% Amosite 60% Chrysotile
U1-E6-003C *161919523-0009*	Unit 1 Elevation 6 Center by Column J4 - 6" OD Pipe Run	White Fibrous Homogeneous		30% Non-fibrous (Other)	20% Amosite 50% Chrysotile
U1-E6-004A *161919523-0010*	Unit 1 Elevation 6 West by Column P4 - 6" OD Pipe Elbow	White Fibrous Homogeneous		20% Non-fibrous (Other)	20% Amosite 60% Chrysotile
U1-E6-004B *161919523-0011*	Unit 1 Elevation 6 West by Column N4 - 6" OD Pipe Elbow	White Fibrous Homogeneous		25% Non-fibrous (Other)	10% Amosite 65% Chrysotile <1% Crocidolite
U1-E6-004C *161919523-0012*	Unit 1 Elevation 6 West by Column H5 - 6" OD Pipe Elbow	White Fibrous Homogeneous		25% Non-fibrous (Other)	25% Amosite 50% Chrysotile
U1-E6-005A *161919523-0013* *The sample group is not homogeneous*	Unit 1 Elevation 6 West by Column N4 - 4" OD Pipe Run	White Fibrous Homogeneous		30% Non-fibrous (Other)	10% Amosite 60% Chrysotile
U1-E6-005B *161919523-0014* *The sample group is not homogeneous*	Unit 1 Elevation 6 West by Column N4 - 4" OD Pipe Run	White Fibrous Homogeneous	30% Cellulose	70% Non-fibrous (Other)	None Detected
U1-E6-005C *161919523-0015*	Unit 1 Elevation 6Center by Column J6 - 4" OD Pipe Run	White Fibrous Homogeneous	30% Cellulose	70% Non-fibrous (Other)	None Detected

Report amended: 10/16/2019 11:09:52 Replaces initial report from: 09/27/2019 17:20:22 Reason Code: Data Entry-Change to Sample ID

EMSL Analytical, Inc.
6340 CastlePlace Dr. Indianapolis, IN 46250
Tel/Fax: (317) 803-2997 / (317) 803-3047
http://www.EMSL.com / indianapolislab@emsl.com

EMSL Order: 161919523
Customer ID: 32TRCS62
Customer PO: 330541
Project ID:

Test Report: Asbestos Analysis of Bulk Materials via EPA 600/R-93/116 Method using Polarized Light Microscopy

			Non-Asbestos		Asbestos
Sample	**Description**	**Appearance**	**% Fibrous**	**% Non-Fibrous**	**% Type**
The sample group is not homogeneous					
U1-E6-006A *161919523-0016*	Unit 1 Elevation 6 West by Column N4 - 4" OD Pipe Elbow	White Fibrous Homogeneous		25% Non-fibrous (Other)	5% Amosite 70% Chrysotile
The sample group is not homogeneous					
U1-E6-006B *161919523-0017*	Unit 1 Elevation 6 West by Column N4 - 4" OD Pipe Elbow	White/Blue Fibrous Homogeneous	20% Synthetic 10% Glass	70% Non-fibrous (Other)	None Detected
The sample group is not homogeneous					
U1-E6-006C *161919523-0018*	Unit 1 Elevation 6 Center by Column J6 - 4" OD Pipe Elbow	White Fibrous Homogeneous	15% Cellulose 30% Min. Wool	55% Non-fibrous (Other)	None Detected
The sample group is not homogeneous					
U1-E6-007A *161919523-0019*	Unit 1 Elevation 6 West by Column N2 - 24" OD Pipe Run	White Fibrous Homogeneous	30% Cellulose	50% Non-fibrous (Other)	20% Chrysotile
U1-E6-007B *161919523-0020*	Unit 1 Elevation 6 Center by Column L2 - 24" OD Pipe Run	White Fibrous Homogeneous		30% Non-fibrous (Other)	10% Amosite 60% Chrysotile
U1-E6-007C *161919523-0021*	Unit 1 Elevation 6 Center by Column I4 - 24" OD Pipe Run	White Fibrous Homogeneous		30% Non-fibrous (Other)	10% Amosite 60% Chrysotile
U1-E6-008A *161919523-0022*	Unit 1 Elevation 6 West by Column L2 - 24" OD Pipe Elbow	White Fibrous Homogeneous	40% Min. Wool	60% Non-fibrous (Other)	None Detected
The sample group is not homogeneous					
U1-E6-008B *161919523-0023*	Unit 1 Elevation 6 Center by Column L2 - 24" OD Pipe Elbow	White Fibrous Homogeneous		30% Non-fibrous (Other)	10% Amosite 60% Chrysotile <1% Crocidolite
The sample group is not homogeneous					
U1-E6-008C *161919523-0024*	Unit 1 Elevation 6 Center by Column L2 - 24" OD Pipe Elbow	White Fibrous Homogeneous		28% Non-fibrous (Other)	10% Amosite 60% Chrysotile 2% Crocidolite
The sample group is not homogeneous					
U1-E6-009A *161919523-0025*	Unit 1 Elevation 6 North by Column BB5 - 12" OD Valve	White Fibrous Homogeneous		60% Non-fibrous (Other)	10% Amosite 30% Chrysotile
U1-E6-009B *161919523-0026*	Unit 1 Elevation 6 West by Column N4 - 12" OD Valve	White Fibrous Homogeneous		60% Non-fibrous (Other)	10% Amosite 30% Chrysotile <1% Crocidolite
U1-E6-009C *161919523-0027*	Unit 1 Elevation 6 West by Column N4 - 12" OD Valve	White Fibrous Homogeneous		60% Non-fibrous (Other)	10% Amosite 30% Chrysotile
U1-E6-010A *161919523-0028*	Unit 1 Elevation 6 North by Column BB5 - 12" OD Pipe Run	White Fibrous Homogeneous		30% Non-fibrous (Other)	30% Amosite 40% Chrysotile
U1-E6-010B *161919523-0029*	Unit 1 Elevation 6 North by Column BB5 - 12" OD Pipe Run	White Fibrous Homogeneous		30% Non-fibrous (Other)	30% Amosite 40% Chrysotile
U1-E6-010C *161919523-0030*	Unit 1 Elevation 6 Center by Column H65 - 12" OD Pipe Run	White Fibrous Homogeneous		50% Non-fibrous (Other)	20% Amosite 30% Chrysotile
U1-E6-011A *161919523-0031*	Unit 1 Elevation 6 North by Column BB5 - 12" OD Pipe Elbow	White Fibrous Homogeneous		40% Non-fibrous (Other)	20% Amosite 40% Chrysotile

Report amended: 10/16/2019 11:09:52 Replaces initial report from: 09/27/2019 17:20:22 Reason Code: Data Entry-Change to Sample ID

EMSL Analytical, Inc.
6340 CastlePlace Dr. Indianapolis, IN 46250
Tel/Fax: (317) 803-2997 / (317) 803-3047
http://www.EMSL.com / indianapolislab@emsl.com

EMSL Order: 161919523
Customer ID: 32TRCS62
Customer PO: 330541
Project ID:

Test Report: Asbestos Analysis of Bulk Materials via EPA 600/R-93/116 Method using Polarized Light Microscopy

			Non-Asbestos		Asbestos
Sample	**Description**	**Appearance**	**% Fibrous**	**% Non-Fibrous**	**% Type**
U1-E6-011B *161919523-0032*	Unit 1 Elevation 6 North by Column BB5 - 12" OD Pipe Elbow	White Fibrous Homogeneous		20% Non-fibrous (Other)	20% Amosite 60% Chrysotile
U1-E6-011C *161919523-0033*	Unit 1 Elevation 6 Center by Column H65 - 12" OD Pipe Elbow	White Fibrous Homogeneous		40% Non-fibrous (Other)	20% Amosite 40% Chrysotile
U1-E6-012A *161919523-0034*	Unit 1 Elevation 6 West Discharge Pump by Column N4 - 12" OD Gray Gasket	Brown/Gray Fibrous Homogeneous	40% Cellulose	60% Non-fibrous (Other)	None Detected
U1-E6-012B *161919523-0035*	Unit 1 Elevation 6 Center by Column CB6.1 - 12" OD Gray Gasket	Brown/Gray Fibrous Homogeneous	60% Cellulose	40% Non-fibrous (Other)	None Detected
U1-E6-013A *161919523-0036*	Unit 1 Elevation 6 West Waste Sump by Column P4 - 7" OD Gray Gasket	Brown/White Fibrous Homogeneous		70% Non-fibrous (Other)	30% Chrysotile
U1-E6-014A *161919523-0037*	Unit 1 Elevation 6 West Waste Sump by Column P4 - 5" OD Gray Gasket	Gray Fibrous Homogeneous	30% Cellulose	2% Mica 68% Non-fibrous (Other)	None Detected
U1-E6-015A *161919523-0038*	Unit 1 Elevation 6 Center Condenser by Column CB6.1 - 72" Red Gasket	Gray/Red Non-Fibrous Homogeneous		100% Non-fibrous (Other)	None Detected
U1-E6-016A *161919523-0039*	Unit 1 Elevation 6 Center CT5 Pump by Column J6.6 - 16" Red Gasket	Gray/Red Non-Fibrous Homogeneous		100% Non-fibrous (Other)	None Detected
U1-E15-016B *161919523-0040*	Unit 1 Elevation 15 Center by Elevator - 16" Red Gasket	Red Fibrous Heterogeneous	25% Cellulose	75% Non-fibrous (Other)	None Detected
U1-E15-017A *161919523-0041*	Unit 1 Elevation 15 West by Elevator - 16" OD Valve	White Fibrous Homogeneous		30% Non-fibrous (Other)	10% Amosite 60% Chrysotile
U1-E15-017B *161919523-0042*	Unit 1 Elevation 15 West by Elevator - 16" OD Valve	White Fibrous Homogeneous	20% Cellulose	20% Non-fibrous (Other)	30% Amosite 30% Chrysotile
U1-E15-017C *161919523-0043*	Unit 1 Elevation 15 West by Pumps without Second Containment - 16" OD Valve	White Fibrous Homogeneous		40% Non-fibrous (Other)	40% Amosite 20% Chrysotile
U1-E15-018A *161919523-0044*	Unit 1 Elevation 15 West by Elevator - 115' in Length 32" OD Tank	White Fibrous Homogeneous		30% Non-fibrous (Other)	70% Chrysotile
U1-E15-019A *161919523-0045*	Unit 1 Elevation 15 Center by Elevator - 24" OD Pipe Elbow	White Fibrous Homogeneous		22% Non-fibrous (Other)	8% Amosite 70% Chrysotile
U1-E15-019B *161919523-0046*	Unit 1 Elevation 15 Center by Elevator - 24" OD Pipe Elbow	White Fibrous Homogeneous		25% Non-fibrous (Other)	5% Amosite 70% Chrysotile
U1-E15-019C-Wrap *161919523-0047*	Unit 1 Elevation 15 Center by Elevator - 24" OD Pipe Elbow	Gray/Tan Fibrous Homogeneous	80% Cellulose	20% Non-fibrous (Other)	None Detected

Report amended: 10/16/2019 11:09:52 Replaces initial report from: 09/27/2019 17:20:22 Reason Code: Data Entry-Change to Sample ID

EMSL Analytical, Inc.
6340 CastlePlace Dr. Indianapolis, IN 46250
Tel/Fax: (317) 803-2997 / (317) 803-3047
http://www.EMSL.com / indianapolislab@emsl.com

EMSL Order: 161919523
Customer ID: 32TRCS62
Customer PO: 330541
Project ID:

Test Report: Asbestos Analysis of Bulk Materials via EPA 600/R-93/116 Method using Polarized Light Microscopy

			Non-Asbestos		Asbestos
Sample	**Description**	**Appearance**	**% Fibrous**	**% Non-Fibrous**	**% Type**
U1-E15-019C-Insulation *161919523-0047A*	Unit 1 Elevation 15 Center by Elevator - 24" OD Pipe Elbow	White Fibrous Homogeneous		28% Non-fibrous (Other)	10% Amosite 60% Chrysotile 2% Crocidolite
U1-E15-020A *161919523-0048*	Unit 1 Elevation 15 Center by Elevator - 24" OD Pipe Run	White Fibrous Homogeneous		20% Non-fibrous (Other)	40% Amosite 40% Chrysotile
U1-E15-021A *161919523-0049*	Unit 1 Elevation 15 Center by Elevator - 28" OD Pipe Run	White Fibrous Homogeneous		20% Non-fibrous (Other)	40% Amosite 40% Chrysotile
U1-E15-021B *161919523-0050*	Unit 1 Elevation 15 Center by Elevator - 28" OD Pipe Run	White Fibrous Homogeneous		40% Non-fibrous (Other)	60% Amosite
U1-E28-021C *161919523-0051*	Unit 1 Elevation 28 Center by Column F5 - 28" OD Pipe Run	White Fibrous Homogeneous		30% Non-fibrous (Other)	40% Amosite 30% Chrysotile
U1-E15-022A *161919523-0052*	Unit 1 Elevation 15 Center by Elevator - 28" OD Pipe Elbow	White Fibrous Homogeneous		20% Non-fibrous (Other)	80% Amosite
U1-E15-022B *161919523-0053*	Unit 1 Elevation 15 Center by Elevator - 28" OD Pipe Elbow	White Fibrous Homogeneous		40% Non-fibrous (Other)	20% Amosite 40% Chrysotile
U1-E28-022C *161919523-0054*	Unit 1 Elevation 15 Center by Column F5 - 28" OD Pipe Elbow	White Fibrous Homogeneous		55% Non-fibrous (Other)	15% Amosite 30% Chrysotile
U1-E28-023A *161919523-0055*	Unit 1 Elevation 23 West by Column H3 - 10" OD Pipe Run	White Fibrous Homogeneous		20% Non-fibrous (Other)	80% Amosite
U1-E28-023B *161919523-0056*	Unit 1 Elevation 15 West by Column H3 - 10" OD Pipe Run	White Fibrous Homogeneous	10% Cellulose	10% Non-fibrous (Other)	40% Amosite 40% Chrysotile
U1-E28-023C *161919523-0057*	Unit 1 Elevation 15 West by Column H3 - 10" OD Pipe Run	White Fibrous Homogeneous		40% Non-fibrous (Other)	20% Amosite 40% Chrysotile
U1-E28-024A *161919523-0058*	Unit 1 Elevation 23 West by Column H3 - 10" OD Pipe Elbow	White Fibrous Homogeneous		28% Non-fibrous (Other)	10% Amosite 60% Chrysotile 2% Crocidolite
U1-E28-024B *161919523-0059*	Unit 1 Elevation 23 West by Column H3 - 10" OD Pipe Elbow	White Fibrous Homogeneous		20% Non-fibrous (Other)	75% Amosite 5% Chrysotile
U1-E28-024C *161919523-0060*	Unit 1 Elevation 23 West by Column H3 - 10" OD Pipe Elbow	Gray/White Fibrous Homogeneous		85% Non-fibrous (Other)	15% Amosite
U1-E28-025A-Wrap *161919523-0061*	Unit 1 Elevation 23 West by Column H3 - 20" OD Pipe Run	Gray/Tan/Black Fibrous Heterogeneous	30% Cellulose 30% Glass	40% Non-fibrous (Other)	None Detected
U1-E28-025A-Insulation *161919523-0061A*	Unit 1 Elevation 23 West by Column H3 - 20" OD Pipe Run	Tan Fibrous Homogeneous	5% Min. Wool 90% Glass	5% Non-fibrous (Other)	None Detected
U1-E28-025B-Wrap *161919523-0062*	Unit 1 Elevation 23 West by Column H3 - 20" OD Pipe Run	Tan Fibrous Homogeneous	95% Cellulose	5% Non-fibrous (Other)	None Detected
U1-E28-025B-Insulation *161919523-0062A*	Unit 1 Elevation 23 West by Column H3 - 20" OD Pipe Run	Tan Fibrous Homogeneous	98% Glass	2% Non-fibrous (Other)	None Detected
U1-E28-025B-Debris *161919523-0062B*	Unit 1 Elevation 23 West by Column H3 - 20" OD Pipe Run	Brown Non-Fibrous Homogeneous		100% Non-fibrous (Other)	None Detected

Report amended: 10/16/2019 11:09:52 Replaces initial report from: 09/27/2019 17:20:22 Reason Code: Data Entry-Change to Sample ID

EMSL Analytical, Inc.
6340 CastlePlace Dr. Indianapolis, IN 46250
Tel/Fax: (317) 803-2997 / (317) 803-3047
http://www.EMSL.com / indianapolislab@emsl.com

EMSL Order: 161919523
Customer ID: 32TRCS62
Customer PO: 330541
Project ID:

Test Report: Asbestos Analysis of Bulk Materials via EPA 600/R-93/116 Method using Polarized Light Microscopy

			Non-Asbestos		Asbestos
Sample	**Description**	**Appearance**	**% Fibrous**	**% Non-Fibrous**	**% Type**
U1-E28-025C *161919523-0063*	Unit 1 Elevation 28 North by Column CA6.6 - 20" OD Pipe Run	White Fibrous Homogeneous		30% Non-fibrous (Other)	10% Amosite 60% Chrysotile
U1-E28-026A *161919523-0064*	Unit 1 Elevation 23 West by Column H3 - 20" OD Junction Pipe	Yellow Fibrous Homogeneous	98% Glass	2% Non-fibrous (Other)	None Detected
U1-E28-027A-Mastic *161919523-0065*	Unit 1 Elevation 23 West by Column H3 - 20" OD Pipe Elbow	Black Non-Fibrous Homogeneous		100% Non-fibrous (Other)	None Detected
U1-E28-027A-Insulation *161919523-0065A*	Unit 1 Elevation 23 West by Column H3 - 20" OD Pipe Elbow	White/Yellow Fibrous Homogeneous	10% Cellulose 68% Glass	2% Perlite	20% Chrysotile
U1-E28-027B *161919523-0066*	Unit 1 Elevation 28 North by Column CA6.6 - 20" OD Pipe Elbow	White Fibrous Homogeneous		25% Non-fibrous (Other)	10% Amosite 65% Chrysotile
U1-E28-028A *161919523-0067*	Unit 1 Elevation 28 Center by Elevator - 18' in Length 32" OD Tank	White Fibrous Homogeneous		20% Non-fibrous (Other)	20% Amosite 60% Chrysotile
U1-E28-028B *161919523-0068*	Unit 1 Elevation 28 Center by Elevator - 18' in Length 32" OD Tank	White Fibrous Homogeneous	30% Cellulose	30% Non-fibrous (Other)	10% Amosite 30% Chrysotile
U1-E28-029A *161919523-0069*	Unit 1 Elevation 28 South by Stairs - Black Vibration Damper	White/Black Fibrous Homogeneous	35% Glass	65% Non-fibrous (Other)	None Detected
U1-E28-030A *161919523-0070*	Unit 1 Elevation 28 Center by Column F5 - 5' in Length 32" OD Tank	White Fibrous Homogeneous		25% Non-fibrous (Other)	15% Amosite 40% Chrysotile 20% Crocidolite
U1-E28-031A *161919523-0071*	Unit 1 Elevation 28 Center by Column F6.6 - 22" OD Valve	White Fibrous Homogeneous		20% Non-fibrous (Other)	20% Amosite 60% Chrysotile
U1-E28-032A *161919523-0072*	Unit 1 Elevation 28 Center by CB6.8 - 16" OD Pipe Run	White Fibrous Homogeneous		50% Non-fibrous (Other)	10% Amosite 40% Chrysotile <1% Crocidolite
U1-E28-032B *161919523-0073*	Unit 1 Elevation 28 Center by CB6.8 - 16" OD Pipe Run	White Fibrous Homogeneous		50% Non-fibrous (Other)	10% Amosite 40% Chrysotile
U1-E28-032C *161919523-0074*	Unit 1 Elevation 28 Center by Column F6.6 - 16" OD Pipe Run	White Fibrous Homogeneous		65% Non-fibrous (Other)	15% Amosite 20% Chrysotile
U1-E28-033A *161919523-0075*	Unit 1 Elevation 28 Center by Column F6.6 Center by Column CB6.8 - 16" OD Pipe Elbow	White Fibrous Homogeneous		45% Non-fibrous (Other)	15% Amosite 40% Chrysotile
U1-E28-033B *161919523-0076*	Unit 1 Elevation 28 Center by Column F6.6 - 16" OD Pipe Elbow	White Fibrous Homogeneous		50% Non-fibrous (Other)	30% Amosite 20% Chrysotile

Report amended: 10/16/2019 11:09:52 Replaces initial report from: 09/27/2019 17:20:22 Reason Code: Data Entry-Change to Sample ID

EMSL Analytical, Inc.
6340 CastlePlace Dr. Indianapolis, IN 46250
Tel/Fax: (317) 803-2997 / (317) 803-3047
http://www.EMSL.com / indianapolislab@emsl.com

EMSL Order: 161919523
Customer ID: 32TRCS62
Customer PO: 330541
Project ID:

Test Report: Asbestos Analysis of Bulk Materials via EPA 600/R-93/116 Method using Polarized Light Microscopy

			Non-Asbestos		Asbestos
Sample	**Description**	**Appearance**	**% Fibrous**	**% Non-Fibrous**	**% Type**
U1-E28-033C *161919523-0077*	Unit 1 Elevation 28 Center by Column F6.6 - 16" OD Pipe Elbow	White Fibrous Homogeneous		60% Non-fibrous (Other)	30% Amosite 10% Chrysotile
U1-E28-034A *161919523-0078*	Unit 1 Elevation 28 North by Column CA6.6 - 26' in Length 28" OD Tank	White Fibrous Homogeneous		40% Non-fibrous (Other)	30% Amosite 30% Chrysotile
U1-E28-035A *161919523-0079*	Unit 1 Elevation 28 North by CA6.6 - 11' in Length 28" OD Tank	White Fibrous Homogeneous		30% Non-fibrous (Other)	20% Amosite 50% Chrysotile
U1-E28-036A *161919523-0080*	Unit 1 Elevation 28 North by Column CA6.6 - 6" OD Valve	White Fibrous Homogeneous		30% Non-fibrous (Other)	30% Amosite 40% Chrysotile
U1-E28-037A *161919523-0081*	Unit 1 Elevation 28 North by Column CA6.6 - 27" OD Valve	White Fibrous Homogeneous		30% Non-fibrous (Other)	30% Amosite 40% Chrysotile
U1-E41-037B-Debris *161919523-0082*	Unit 1 Elevation 41 Center by Northwest of Boiler #1 - 27" OD Valve	Gray/Tan/White Fibrous Heterogeneous	10% Cellulose 40% Min. Wool	2% Quartz 43% Non-fibrous (Other)	5% Chrysotile
U1-E41-037B-Insulation *161919523-0082A*	Unit 1 Elevation 41 Center by Northwest of Boiler #1 - 27" OD Valve	Tan Fibrous Homogeneous	98% Glass	2% Non-fibrous (Other)	None Detected
U1-E28-038A *161919523-0083*	Unit 1 Elevation 28 West - Black Insulation Boiler Wrap - Recirculatino Fan Duct	Brown Non-Fibrous Homogeneous	20% Cellulose	80% Non-fibrous (Other)	None Detected
U1-E41-038B *161919523-0084*	Unit 1 Elevation 41 South by Stairs - Black Insulation Boiler Wrap - Recirculatino Fan Duct	White Fibrous Homogeneous		20% Non-fibrous (Other)	80% Amosite
U1-E65-038C *161919523-0085*	Unit 1 Elevation 65 East - Black Insulation Boiler Wrap - Recirculatino Fan Duct	Tan Fibrous Homogeneous		38% Non-fibrous (Other)	2% Amosite 60% Chrysotile
U1-E41-039A *161919523-0086*	Unit 1 Elevation 41 Boiler #1 Gas Recirculation Fan at Center by Elevator - White Rope Gasket on Hatch	Brown Fibrous Homogeneous	98% Glass	2% Non-fibrous (Other)	None Detected
U1-E41-040A *161919523-0087*	Unit 1 Elevation 41 Center by Elevator - 3' in Length 33" OD Tank	White Fibrous Homogeneous		20% Non-fibrous (Other)	70% Amosite 10% Chrysotile
U1-E41-041A *161919523-0088*	Unit 1 Elevation 41 Boiler #1 at Center - 1" White Rope Gasket on Hatch	Brown/Gray/Tan Fibrous Homogeneous	80% Cellulose	10% Non-fibrous (Other)	10% Chrysotile
U1-E80-041B *161919523-0089*	Unit 1 Elevation 80 East - 1" White Rope Gasket on Hatch	Brown Fibrous Homogeneous	60% Cellulose	25% Non-fibrous (Other)	5% Amosite 10% Chrysotile

Report amended: 10/16/2019 11:09:52 Replaces initial report from: 09/27/2019 17:20:22 Reason Code: Data Entry-Change to Sample ID

EMSL Analytical, Inc.
6340 CastlePlace Dr. Indianapolis, IN 46250
Tel/Fax: (317) 803-2997 / (317) 803-3047
http://www.EMSL.com / indianapolislab@emsl.com

EMSL Order:	161919523
Customer ID:	32TRCS62
Customer PO:	330541
Project ID:	

Test Report: Asbestos Analysis of Bulk Materials via EPA 600/R-93/116 Method using Polarized Light Microscopy

			Non-Asbestos		Asbestos
Sample	**Description**	**Appearance**	**% Fibrous**	**% Non-Fibrous**	**% Type**
U1-E96-041C *161919523-0090*	Unit 1 Elevation 96 Northeast - 1" White Rope Gasket on Hatch	Tan/White/Rust Fibrous Homogeneous		5% Non-fibrous (Other)	95% Chrysotile
U1-E41-042A *161919523-0091*	Unit 1 Elevation 41 Boiler #1 at Center - Red Boiler Refractory Brick	Red Non-Fibrous Homogeneous		100% Non-fibrous (Other)	None Detected
U1-E80-042B *161919523-0092*	Unit 1 Elevation 80 East - Red Boiler Refractory Brick	Brown Non-Fibrous Homogeneous		100% Non-fibrous (Other)	None Detected
U1-E96-042C *161919523-0093*	Unit 1 Elevation 96 Northeast - Red Boiler Refractory Brick	White Non-Fibrous Homogeneous		5% Quartz 95% Non-fibrous (Other)	None Detected
U1-E41-043A *161919523-0094*	Unit 1 Elevation 41 Center by Boiler #1 Northwest Wall - 18" OD Junction Pipe	White Fibrous Homogeneous		18% Non-fibrous (Other)	80% Amosite 2% Chrysotile <1% Crocidolite
U1-E41-044A *161919523-0095*	Unit 1 Elevation 41 Northwest Wall - 5.5" Gray Gasket	Gray Fibrous Homogeneous		85% Non-fibrous (Other)	15% Chrysotile
U1-E41-045A *161919523-0096* *The sample group is not homogeneous*	Unit 1 Elevation 41 Northwest Wall - 6" Gray Gasket	Gray Fibrous Homogeneous		70% Non-fibrous (Other)	30% Chrysotile
U1-E41-045B *161919523-0097* *The sample group is not homogeneous*	Unit 1 Elevation 41 Northeast by Turbine - 6" Gray Gasket	Black Fibrous Homogeneous	45% Cellulose	55% Non-fibrous (Other)	None Detected
U1-E41-046A *161919523-0098*	Unit 1 Elevation 41 Northwest - 6" White Gasket	White Fibrous Homogeneous		60% Non-fibrous (Other)	40% Chrysotile
U1-E41-047A *161919523-0099*	Unit 1 Elevation 41 Northeast by Turbine - 12' Red Gasket	Red Fibrous Homogeneous	30% Cellulose	70% Non-fibrous (Other)	None Detected
U1-E41-048A *161919523-0100*	Unit 1 Elevation 41 Northwest Turbine #1 - 6' Red Gasket	Red Fibrous Homogeneous	30% Cellulose	70% Non-fibrous (Other)	None Detected
U1-E80-049A *161919523-0101*	Unit 1 Elevation 80 North - 24" OD Valve	Brown/Tan/White Fibrous Homogeneous		55% Non-fibrous (Other)	5% Amosite 40% Chrysotile <1% Crocidolite
U1-E118-50A *161919523-0102*	Unit 1 Elevation 118 West - 28" Junction Pipe	White Fibrous Homogeneous		40% Non-fibrous (Other)	10% Amosite 50% Chrysotile <1% Crocidolite
U1-E130-051A *161919523-0103*	Unit 1 Elevation 130 Southeast - 22" OD Pipe Run	White Fibrous Homogeneous		33% Non-fibrous (Other)	5% Amosite 60% Chrysotile 2% Crocidolite

Report Comment: **Corrected sample id 0051 & 0082**

Report amended: 10/16/2019 11:09:52 Replaces initial report from: 09/27/2019 17:20:22 Reason Code: Data Entry-Change to Sample ID

EMSL Analytical, Inc.
6340 CastlePlace Dr. Indianapolis, IN 46250
Tel/Fax: (317) 803-2997 / (317) 803-3047
http://www.EMSL.com / indianapolislab@emsl.com

EMSL Order:	161919523
Customer ID:	32TRCS62
Customer PO:	330541
Project ID:	

Analyst(s)

Abigail Sheehan (22)
Crystal Oshurak (40)
Emeline Frix (4)
Joshuah Klier (30)
Ross Matlock (5)
Shannon Clegg (8)

Richard Harding, Laboratory Manager
or Other Approved Signatory

EMSL maintains liability limited to cost of analysis. The above analyses were performed in general compliance with Appendix E to Subpart E of 40 CFR (previously EPA 600/M4-82-020 "Interim Method"), but augmented with procedures outlined in the 1993 ("final") version of the method. This report relates only to the samples reported above, and may not be reproduced, except in full, without written approval by EMSL. EMSL bears no responsibility for sample collection activities or analytical method limitations. Interpretation and use of test results are the responsibility of the client. All samples received in acceptable condition unless otherwise noted. This report must not be used by the client to claim product certification, approval, or endorsement by NVLAP, NIST or any agency of the federal government. EMSL recommends gravimetric reduction for all non-friable organically bound materials prior to analysis. Estimation of uncertainty is available on request.

Samples analyzed by EMSL Analytical, Inc. Indianapolis, IN NVLAP Lab Code 200188-0, AZ0939, CA 2575, CO AL-15132, TX 300262

Report amended: 10/16/2019 11:09:52 Replaces initial report from: 09/27/2019 17:20:22 Reason Code: Data Entry-Change to Sample ID

1619 19521

TRC

17911 Von Karman Avenue, Suite 400,
Irvine, CA 92614

ASBESTOS BULK SAMPLE CHAIN OF CUSTODY FORM

Client: Dynergy/Luminant	Project Number: 330541	Inspector(s): Tanis Gaines, Sabrina Chan, Matt Cuda, Kartik Bhatt, Hector Gonzalez, Chris Blake
Project Name: Morro Bay Unit 1 - Pre-Demo ACM Survey Morro Bay Power Plant - Units 1, 2, 3 and 4, Warehouse, Maintenance and Administration Building	Tracking Number:	Requested TAT: 5 DAY
Email Results to: mlcampbell@trccompanies.com, tgaines@trccompanies.com, schan@trccompanies.com, Cblake@trccompanies.com	Analytical Method: PLM EPA 600/R-93/116	Lab Comments:

ASBESTOS BULK SAMPLE INFORMATION

Date Collected	Sample Identification	Material Description	Homogeneous Area	Sample Location	Lab Identification (Lab Use Only)
2019-09-16	U1-E6-001A	8" OD Pipe Run	Unit 1 Elevation 6, 15, 28, 65, 80, 96, 106, 118 and 130	Unit 1 Elevation 6 West by Column P4	
2019-09-16	U1-E6-001B	8" OD Pipe Run	Unit 1 Elevation 6, 15, 28, 65, 80, 96, 106, 118 and 130	Unit 1 Elevation 6 West by Column N4	
2019-09-16	U1-E6-001C	8" OD Pipe Run	Unit 1 Elevation 6, 15, 28, 65, 80, 96, 106, 118 and 130	Unit 1 Elevation 6 Center by Column J4	
2019-09-16	U1-E6-002A	8" OD Pipe Elbow	Unit 1 Elevation 6, 15, 28, 80, 96, 106, 118 and 130	Unit 1 Elevation 6 West by Column P4	
2019-09-16	U1-E6-002B	8" OD Pipe Elbow	Unit 1 Elevation 6, 15, 28, 80, 96, 106, 118 and 130	Unit 1 Elevation 6 West by Column N4	

Date Collected	Sample Identification	Material Description	Homogeneous Area	Sample Location	19521 Lab Identification (Lab Use Only)
2019-09-16	U1-E6-002C	8" OD Pipe Elbow	Unit 1 Elevation 6, 15, 28, 80, 96, 106, 118 and 130	Unit 1 Elevation 6 Center by Column L2	
2019-09-16	U1-E6-003A	6" OD Pipe Run	Unit 1 Elevation 6, 28, 41, 65, 80, 96, 106, 118 and 130	Unit 1 Elevation 6 West by Column P4	
2019-09-16	U1-E6-003B	6" OD Pipe Run	Unit 1 Elevation 6, 28, 41, 65, 80, 96, 106, 118 and 130	Unit 1 Elevation 6 West by Column N2	
2019-09-16	U1-E6-003C	6" OD Pipe Run	Unit 1 Elevation 6, 28, 41, 65, 80, 96, 106, 118 and 130	Unit 1 Elevation 6 Center by Column J4	
2019-09-16	U1-E6-004A	6" OD Pipe Elbow	Unit 1 Elevation 6, 15, 28, 41, 65, 96, 106, 118 and 130	Unit 1 Elevation 6 West by Column P4	
2019-09-16	U1-E6-004B	6" OD Pipe Elbow	Unit 1 Elevation 6, 15, 28, 41, 65, 96, 106, 118 and 130	Unit 1 Elevation 6 West by Column N4	
2019-09-17	U1-E6-004C	6" OD Pipe Elbow	Unit 1 Elevation 6, 15, 28, 41, 65, 96, 106, 118 and 130	Unit 1 Elevation 6 West by Column H5	
2019-09-16	U1-E6-005A	4" OD Pipe Run	Unit 1 Elevation 6, 15, 28, 41, 65, 80, 96, 106 and 130	Unit 1 Elevation 6 West by Column N4	
2019-09-16	U1-E6-005B	4" OD Pipe Run	Unit 1 Elevation 6, 15, 28, 41, 65, 80, 96, 106 and 130	Unit 1 Elevation 6 West by Column N4	
2019-09-16	U1-E6-005C	4" OD Pipe Run	Unit 1 Elevation 6, 15, 28, 41, 65, 80, 96, 106 and 130	Unit 1 Elevation 6 Center by Column J6	
2019-09-16	U1-E6-006A	4" OD Pipe Elbow	Unit 1 Elevation 6, 15, 28, 41, 80, 106 and 130	Unit 1 Elevation 6 West by Column N4	
2019-09-16	U1-E6-006B	4" OD Pipe Elbow	Unit 1 Elevation 6, 15, 28, 41, 80, 106 and 130	Unit 1 Elevation 6 West by Column N4	
2019-09-16	U1-E6-006C	4" OD Pipe Elbow	Unit 1 Elevation 6, 15, 28, 41, 80, 106 and 130	Unit 1 Elevation 6 Center by Column J6	
2019-09-16	U1-E6-007A	24" OD Pipe Run	Unit 1 Elevation 6	Unit 1 Elevation 6 West by Column N2	
2019-09-16	U1-E6-007B	24" OD Pipe Run	Unit 1 Elevation 6	Unit 1 Elevation 6 Center by Column L2	
2019-09-16	U1-E6-007C	24" OD Pipe Run	Unit 1 Elevation 6	Unit 1 Elevation 6 Center by Column I4	

Date Collected	Sample Identification	Material Description	Homogeneous Area	Sample Location 19521	Lab Identification (Lab Use Only)
2019-09-16	U1-E6-008A	24" OD Pipe Elbow	Unit 1 Elevation 6	Unit 1 Elevation 6 West by Column L2	
2019-09-16	U1-E6-008B	24" OD Pipe Elbow	Unit 1 Elevation 6	Unit 1 Elevation 6 Center by Column L2	
2019-09-16	U1-E6-008C	24" OD Pipe Elbow	Unit 1 Elevation 6	Unit 1 Elevation 6 Center by Column L2	
2019-09-20	U1-E6-009A	12" OD Valve	Unit 1 Elevation 6, 15 and 28	Unit 1 Elevation 6 North by Column BB5	
2019-09-19	U1-E6-009B	12" OD Valve	Unit 1 Elevation 6, 15 and 28	Unit 1 Elevation 6 West by Column N4	
2019-09-19	U1-E6-009C	12" OD Valve	Unit 1 Elevation 6, 15 and 28	Unit 1 Elevation 6 West by Column N4	
2019-09-16	U1-E6-010A	12" OD Pipe Run	Unit 1 Elevation 6, 15, 28, 41, 80 and 130	Unit 1 Elevation 6 North by Column BB5	
2019-09-16	U1-E6-010B	12" OD Pipe Run	Unit 1 Elevation 6, 15, 28, 41, 80 and 130	Unit 1 Elevation 6 North by Column BB5	
2019-09-16	U1-E6-010C	12" OD Pipe Run	Unit 1 Elevation 6, 15, 28, 41, 80 and 130	Unit 1 Elevation 6 Center by Column H65	
2019-09-16	U1-E6-011A	12" OD Pipe Elbow	Unit 1 Elevation 6, 15, 28, 41 and 80	Unit 1 Elevation 6 North by Column BB5	
2019-09-16	U1-E6-011B	12" OD Pipe Elbow	Unit 1 Elevation 6, 15, 28, 41 and 80	Unit 1 Elevation 6 North by Column BB5	
2019-09-16	U1-E6-011C	12" OD Pipe Elbow	Unit 1 Elevation 6, 15, 28, 41 and 80	Unit 1 Elevation 6 Center by Column H65	
2019-09-16	U1-E6-012A	12" OD Gray Gasket	Unit 1 Elevation 6	Unit 1 Elevation 6 West Discharge Pump by Column N4	
2019-09-16	U1-E6-012B	12" OD Gray Gasket	Unit 1 Elevation 6	Unit 1 Elevation 6 Center by Column CB6.1	
2019-09-16	U1-E6-013A	7" OD Gray Gasket	Unit 1 Elevation 6	Unit 1 Elevation 6 West Waste Sump by Column P4	
2019-09-16	U1-E6-014A	5" OD Gray Gasket	Unit 1 Elevation 6	Unit 1 Elevation 6 Waste Sump by Column P4	

OrderID: 161919523

Date Collected	Sample Identification	Material Description	Homogeneous Area	Sample Location 19521	Lab Identification (Lab Use Only)
2019-09-16	U1-E6-015A	72" Red Gasket	Unit 1 Elevation 6	Unit 1 Elevation 6 Center Condenser by Column CB6.1	
2019-09-16	U1-E6-016A	16" Red Gasket	Unit 1 Elevation 6 and 15	Unit 1 Elevation 6 Center CT5 Pump by Column J6.6	
2019-09-17	U1-E15-016B	16" Red Gasket	Unit 1 Elevation 6 and 15	Unit 1 Elevation 15 Center by Elevator	
2019-09-17	U1-E15-017A	16" OD Valve	Unit 1 Elevation 15, 28 and 80	Unit 1 Elevation 15 West by Elevator	
2019-09-17	U1-E15-017B	16" OD Valve	Unit 1 Elevation 15, 28 and 80	Unit 1 Elevation 15 West by Elevator	
2019-09-17	U1-E15-017C	16" OD Valve	Unit 1 Elevation 15, 28 and 80	Unit 1 Elevation 15 West by Pumps within second containment	
2019-09-17	U1-E15-018A	15' in length 32" OD Tank	Unit 1 Elevation 15	Unit 1 Elevation 15 West by Elevator	
2019-09-17	U1-E15-019A	24" OD Pipe Elbow	Unit 1 Elevation 15 and 28	Unit 1 Elevation 15 Center by Elevator	
2019-09-17	U1-E15-019B	24" OD Pipe Elbow	Unit 1 Elevation 15 and 28	Unit 1 Elevation 15 Center by Elevator	
2019-09-17	U1-E15-019C	24" OD Pipe Elbow	Unit 1 Elevation 15 and 28	Unit 1 Elevation 15 Center by Elevator	
2019-09-18	U1-E15-020A	24" OD Pipe Run	Unit 1 Elevation 15, 28, 41 and 118	Unit 1 Elevation 15 Center by Elevator	
2019-09-17	U1-E15-021A	28" OD Pipe Run	Unit 1 Elevation 15, 28, 41, 80, 106, 118 and 130	Unit 1 Elevation 15 Center by Elevator	
2019-09-17	U1-E15-021B	28" OD Pipe Run	Unit 1 Elevation 15, 28, 41, 80, 106, 118 and 130	Unit 1 Elevation 15 Center by Elevator	
2019-09-18	U1-E28-021C	28" OD Pipe Run	Unit 1 Elevation 15, 28, 41, 80, 106, 118 and 130	Unit 1 Elevation 28 Center by Column F5	
2019-09-17	U1-E15-022A	28" OD Pipe Elbow	Unit 1 Elevation 15, 28, 80 and 106	Unit 1 Elevation 15 Center by Elevator	
2019-09-17	U1-E15-022B	28" OD Pipe Elbow	Unit 1 Elevation 15, 28, 80 and 106	Unit 1 Elevation 15 Center by Elevator	
2019-09-18	U1-E28-022C	28" OD Pipe Elbow	Unit 1 Elevation 15, 28, 80 and 106	Unit 1 Elevation 28 Center by Column F5	

OrderID: 161919523

19521

Date Collected	Sample Identification	Material Description	Homogeneous Area	Sample Location	Lab Identification (Lab Use Only)
2019-09-18	U1-E23-023A	10" OD Pipe Run	Unit 1 Elevation 28, 41, 65, 96, 106, 118 and 130	Unit 1 Elevation 23 West by Column H3	
2019-09-18	U1-E28-023B	10" OD Pipe Run	Unit 1 Elevation 28, 41, 65, 96, 106, 118 and 130	Unit 1 Elevation 15 West by Column H3	
2019-09-18	U1-E28-023C	10" OD Pipe Run	Unit 1 Elevation 28, 41, 65, 96, 106, 118 and 130	Unit 1 Elevation 15 West by Column H3	
2019-09-18	U1-E28-024A	10" OD Pipe Elbow	Unit 1 Elevation 28, 41, 96, 106 and 118	Unit 1 Elevation 28 West by Column H3	
2019-09-18	U1-E28-024B	10" OD Pipe Elbow	Unit 1 Elevation 28, 41, 96, 106 and 118	Unit 1 Elevation 28 West by Column H3	
2019-09-18	U1-E28-024C	10" OD Pipe Elbow	Unit 1 Elevation 28, 41, 96, 106 and 118	Unit 1 Elevation 28 West by Column H3	
2019-09-18	U1-E28-025A	20" OD Pipe Run	Unit 1 Elevation 28, 41, 65, 80 and 96	Unit 1 Elevation 28 West by Column H3	
2019-09-18	U1-E28-025B	20" OD Pipe Run	Unit 1 Elevation 28, 41, 65, 80 and 96	Unit 1 Elevation 28 West by Column H3	
2019-09-18	U1-E28-025C	20" OD Pipe Run	Unit 1 Elevation 28, 41, 65, 80 and 96	Unit 1 Elevation 28 North by Column CA6.6	
2019-09-18	U1-E28-026A	20" OD Junction Pipe	Unit 1 Elevation 28	Unit 1 Elevation 28 West by Column H3	
2019-09-18	U1-E28-027A	20" OD Pipe Elbow	Unit 1 Elevation 28	Unit 1 Elevation 28 West by Column H3	
2019-09-18	U1-E28-027B	20" OD Pipe Elbow	Unit 1 Elevation 28	Unit 1 Elevation 28 North by Column CA6.6	
2019-09-18	U1-E28-028A	18' in length 32" OD Tank	Unit 1 Elevation 28	Unit 1 Elevation 28 Center by Elevator	
2019-09-18	U1-E28-028B	18' in length 32" OD Tank	Unit 1 Elevation 28	Unit 1 Elevation 28 Center by Elevator	
2019-09-18	U1-E28-029A	Black Vibration Damper	Unit 1 Elevation 28	Unit 1 Elevation 28 South by Stairs	
2019-09-18	U1-E28-030A	5' in length 32" OD Tank	Unit 1 Elevation 28	Unit 1 Elevation 28 Center by Column F5	

Date Collected	Sample Identification	Material Description	Homogeneous Area	Sample Location 19521	Lab Identification (Lab Use Only)
2019-09-18	U1-E28-031A	22" OD Valve	Unit 1 Elevation 28	Unit 1 Elevation 28 Center by Column F6.6	
2019-09-18	U1-E28-032A	16" OD Pipe Run	Unit 1 Elevation 28, 41, 80 and 130	Unit 1 Elevation 28 Center by CB6.8	
2019-09-18	U1-E28-032B	16" OD Pipe Run	Unit 1 Elevation 28, 41, 80 and 130	Unit 1 Elevation 28 Center by CB6.8	
2019-09-18	U1-E28-032C	16" OD Pipe Run	Unit 1 Elevation 28, 41, 80 and 130	Unit 1 Elevation 28 Center by Column F6.6	
2019-09-18	U1-E28-033A	16" OD Pipe Elbow	Unit 1 Elevation 28, 41 and 80	Unit 1 Elevation 28 Center by Column CB6.8	
2019-09-18	U1-E28-033B	16" OD Pipe Elbow	Unit 1 Elevation 28, 41 and 80	Unit 1 Elevation 28 Center by Column F6.6	
2019-09-18	U1-E28-033C	16" OD Pipe Elbow	Unit 1 Elevation 28, 41 and 80	Unit 1 Elevation 28 Center by Column F6.6	
2019-09-18	U1-E28-034A	26' in length 28" OD Tank	Unit 1 Elevation 28	Unit 1 Elevation 28 North by Column CA6.6	
2019-09-18	U1-E28-035A	11' in length 28" OD Tank	Unit 1 Elevation 28	Unit 1 Elevation 28 North by CA6.6	
2019-09-18	U1-E28-036A	6" OD Valve	Unit 1 Elevation 28 and 130	Unit 1 Elevation 28 North by Column CA6.6	
2019-09-18	U1-E28-037A	27" OD Valve	Unit 1 Elevation 28	Unit 1 Elevation 28 North by Column CA6.6	
2019-09-19	U1-E41-037B	27" OD Valve	Unit 1 Elevation 28	Unit 1 Elevation 41 Center by Northwest of Boiler #1	
2019-09-18	U1-E28-038A	Black Insulation Boiler Wrap (Recirculation Fan Duct)	Unit 1 Elevation 28	Unit 1 Elevation 28 West	
2019-09-19	U1-E41-038B	Black Insulation Boiler Wrap (Recirculation Fan Duct)	Unit 1 Elevation 28	Unit 1 Elevation 41 South by Stairs	

Date Collected	Sample Identification	Material Description	Homogeneous Area	Sample Location 1952	Lab Identification (Lab Use Only)
2019-09-19	U1-E65-038C	Black Insulation Boiler Wrap (Recirculation Fan Duct)	Unit 1 Elevation 28	Unit 1 Elevation 65 East	
2019-09-19	U1-E41-039A	White Rope Gasket on Hatch	Unit 1 Elevation 41 and 80	Unit 1 Elevation 41 Boiler #1 Gas Recirculation Fan at Center by Elevator	
2019-09-19	U1-E41-040A	3' in length 33" OD Tank	Unit 1 Elevation 41	Unit 1 Elevation 41 Center by Elevator	
2019-09-19	U1-E41-041A	1" White Rope Gasket on Hatch	Unit 1 Elevation 41	Unit 1 Elevation 41 Boiler #1 at Center	
2019-09-20	U1-E80-041B	1" White Rope Gasket on Hatch	Unit 1 Elevation 41	Unit 1 Elevation 80 East	
2019-09-19	U1-E96-041C	1" White Rope Gasket on Hatch	Unit 1 Elevation 41	Unit 1 Elevation 96 Northeast	
2019-09-19	U1-E41-042A	Red Boiler Refractory Brick	Unit 1 Elevation 41 and 80	Unit 1 Elevation 41 Boiler #1 at Center	
2019-09-19	U1-E80-042B	Red Boiler Refractory Brick	Unit 1 Elevation 41 and 80	Unit 1 Elevation 80 East	
2019-09-19	U1-E96-042C	Red Boiler Refractory Brick	Unit 1 Elevation 41 and 80	Unit 1 Elevation 96 Northeast	
2019-09-19	U1-E41-043A	18" OD Junction Pipe	Unit 1 Elevation 41	Unit 1 Elevation 41 Center by Boiler #1 Northwest Wall	
2019-09-19	U1-E41-044A	5.5" Gray Gasket	Unit 1 Elevation 41	Unit 1 Elevation 41 Northwest Wall	
2019-09-19	U1-E41-045A	6" Gray Gasket	Unit 1 Elevation 41	Unit 1 Elevation 41 Northwest Wall	
2019-09-19	U1-E41-045B	6" Gray Gasket	Unit 1 Elevation 41	Unit 1 Elevation 41 Northeast by Turbine	
2019-09-19	U1-E41-046A	6" White Gasket	Unit 1 Elevation 41	Unit 1 Elevation 41 Northwest	
2019-09-19	U1-E41-047A	12' Red Gasket	Unit 1 Elevation 41	Unit 1 Elevation 41 Northeast by Turbine	
2019-09-19	U1-E41-048A	6' Red Gasket	Unit 1 Elevation 41	Unit 1 Elevation 41 Northwest Turbine #1	
2019-09-19	U1-E80-049A	24" OD Valve	Unit 1 Elevation 80	Unit 1 Elevation 80 North	
2019-09-19	U1-E118-050A	28" Junction Pipe	Unit 1 Elevation 118	Unit 1 Elevation 118 West	

Date Collected	Sample Identification	Material Description	Homogeneous Area	Sample Location	Lab Identification (Lab Use Only)
2019-09-20	U1-E130-051A	22" OD Pipe Run	Unit 1 Elevation 130	Unit 1 Elevation 130 Southeast	19521

Special Instruction to Laboratory:

N/A

CHAIN OF CUSTODY INFORMATION

Relinquished By:	Date	Time	Received By:	Date	Time
I. (Print): Sabrina Chan	2019-09-20	14:06:55 PDT	I. (Print): SR (WI)	9/23/19	11:35
(Sign):			(Sign):		
II. (Print):			II. (Print):		
(Sign):			(Sign):	9-24-19	940am

OrderID: 161919523

EMSL Analytical, Inc.

6340 CastlePlace Dr. Indianapolis, IN 46250

Tel/Fax: (317) 803-2997 / (317) 803-3047

http://www.EMSL.com / indianapolislab@emsl.com

EMSL Order:	161919534
Customer ID:	32TRCS62
Customer PO:	330541
Project ID:	

Attention:	Michelle Campbell	**Phone:**	(949) 727-7388
	TRC Environmental Corp.	**Fax:**	(949) 727-7311
	17911 Von Karman Avenue	**Received Date:**	09/24/2019 9:40 AM
	Suite 400	**Analysis Date:**	09/26/2019 - 09/27/2019
	Irvine, CA 92614	**Collected Date:**	09/16/2019 - 09/20/2019

Project: 330541 / Morro Bay Unit 2 - Pre-Demo ACM Survey / Morro Bay Power Plant - Units 1,2,3 & 4, Warehouse, Maintenance & Administration Bldg.

Test Report: Asbestos Analysis of Bulk Materials via EPA 600/R-93/116 Method using Polarized Light Microscopy

			Non-Asbestos		Asbestos
Sample	**Description**	**Appearance**	**% Fibrous**	**% Non-Fibrous**	**% Type**
U2-E6-001A *161919534-0001*	Unit 2 Elevation 6 West by Column N7 - 10" OD Pipe Elbow	White Fibrous Homogeneous	40% Cellulose	60% Non-fibrous (Other)	None Detected
U2-E6-001B *161919534-0002*	Unit 2 Elevation 6 West by Column L8 - 10" OD Pipe Elbow	Gray Fibrous Homogeneous	40% Cellulose	60% Non-fibrous (Other)	None Detected
U2-E6-001C *161919534-0003*	Unit 2 Elevation 6 South by Column L10 - 10" OD Pipe Elbow	White/Peach Fibrous Homogeneous	30% Synthetic	70% Perlite	None Detected
U2-E6-002A *161919534-0004*	Unit 2 Elevation 6 West by Column N7 - 10" OD Pipe Run	White/Blue Non-Fibrous Homogeneous	30% Synthetic	70% Non-fibrous (Other)	None Detected
U2-E6-002B *161919534-0005*	Unit 2 Elevation 6 West by Column L8 - 10" OD Pipe Run	White Fibrous Homogeneous	40% Cellulose	60% Non-fibrous (Other)	None Detected
U2-E6-002C *161919534-0006*	Unit 2 Elevation 6 South by Column J10 - 10" OD Pipe Run	White Fibrous Homogeneous	40% Cellulose	60% Non-fibrous (Other)	None Detected
U2-E6-003A *161919534-0007*	Unit 2 Elevation 6 West by Column N7 - 8" OD Pipe Run	White Fibrous Homogeneous	40% Cellulose	60% Non-fibrous (Other)	None Detected
U2-E6-003B *161919534-0008*	Unit 2 Elevation 6 South by Column M10 - 8" OD Pipe Run	White Fibrous Homogeneous		40% Non-fibrous (Other)	60% Amosite
U2-E6-003C *161919534-0009*	Unit 2 Elevation 6 South by Column J10 - 8" OD Pipe Run	White Fibrous Homogeneous		40% Non-fibrous (Other)	60% Amosite
U2-E6-004A *161919534-0010*	Unit 2 Elevation 6 South by Column M10 - 8" OD Pipe Elbow	White/Pink Fibrous Homogeneous		40% Non-fibrous (Other)	60% Amosite
U2-E6-004B *161919534-0011*	Unit 2 Elevation 6 South by Column M10 - 8" OD Pipe Elbow	White Fibrous Homogeneous		40% Non-fibrous (Other)	60% Amosite
U2-E6-004C *161919534-0012*	Unit 2 Elevation 6 South by Column J10 - 8" OD Pipe Elbow	Gray Fibrous Homogeneous	15% Min. Wool	85% Non-fibrous (Other)	None Detected
U2-E6-005A *161919534-0013*	Unit 2 Elevation 6 South by Column M10 - 12" OD Valve	White Fibrous Homogeneous		40% Non-fibrous (Other)	60% Amosite
U2-E6-005B *161919534-0014*	Unit 2 Elevation 6 South by Column M10 - 12" OD Valve	White Fibrous Homogeneous		40% Non-fibrous (Other)	60% Amosite
U2-E6-005C *161919534-0015*	Unit 2 Elevation 6 South by Column M10 - 12" OD Valve	White Fibrous Homogeneous		40% Non-fibrous (Other)	60% Amosite
U2-E6-006A *161919534-0016*	Unit 2 Elevation 6 South by Column M10 - 16" OD Valve	White Fibrous Homogeneous		19% Non-fibrous (Other)	60% Amosite 20% Chrysotile 1% Crocidolite

Initial report from: 09/27/2019 13:40:34

EMSL Analytical, Inc.
6340 CastlePlace Dr. Indianapolis, IN 46250
Tel/Fax: (317) 803-2997 / (317) 803-3047
http://www.EMSL.com / indianapolislab@emsl.com

EMSL Order:	161919534
Customer ID:	32TRCS62
Customer PO:	330541
Project ID:	

Test Report: Asbestos Analysis of Bulk Materials via EPA 600/R-93/116 Method using Polarized Light Microscopy

			Non-Asbestos		Asbestos
Sample	**Description**	**Appearance**	**% Fibrous**	**% Non-Fibrous**	**% Type**
U2-E6-006B *161919534-0017*	Unit 2 Elevation 6 North by Column BB9 - 16" OD Valve	White Fibrous Homogeneous		19% Non-fibrous (Other)	60% Amosite 20% Chrysotile 1% Crocidolite
U2-E15-006C *161919534-0018*	Unit 2 Elevation 15 North by Column CA7.4 - 16" OD Valve	White Fibrous Homogeneous		40% Non-fibrous (Other)	60% Amosite
U2-E6-007A *161919534-0019*	Unit 2 Elevation 6 South by Column M10 - 10' OD Junction Pipe	White Fibrous Homogeneous		20% Non-fibrous (Other)	60% Amosite 20% Chrysotile
U2-E6-008A *161919534-0020*	Unit 2 Elevation 6 South by Column M10 - 6" OD Pipe Run	White Fibrous Homogeneous		20% Non-fibrous (Other)	60% Amosite 20% Chrysotile
U2-E6-008B *161919534-0021*	Unit 2 Elevation 6 South by Column M10 - 6" OD Pipe Run	White Fibrous Homogeneous		20% Non-fibrous (Other)	60% Amosite 20% Chrysotile
U2-E15-008C *161919534-0022*	Unit 2 Elevation 15 North by Column CA7.4 - 6" OD Pipe Run	White Fibrous Homogeneous		20% Non-fibrous (Other)	60% Amosite 20% Chrysotile
U2-E6-009A *161919534-0023*	Unit 2 Elevation 6 South by Column M10 - 6" OD Pipe Elbow	Gray/White Non-Fibrous Homogeneous	20% Min. Wool	20% Non-fibrous (Other)	20% Amosite 40% Chrysotile
U2-E6-009B *161919534-0024*	Unit 2 Elevation 6 South by Column M10 - 6" OD Pipe Elbow	White Non-Fibrous Homogeneous		30% Non-fibrous (Other)	20% Amosite 50% Chrysotile
U2-E15-009C *161919534-0025*	Unit 2 Elevation 15 North by Column CA74 - 6" OD Pipe Elbow	White Fibrous Homogeneous		20% Non-fibrous (Other)	40% Amosite 40% Chrysotile
U2-E6-010A *161919534-0026*	Unit 2 Elevation 6 South by Column M7 - 4" OD Pipe Run	White Fibrous Homogeneous		35% Non-fibrous (Other)	60% Amosite 5% Chrysotile
U2-E6-010B *161919534-0027*	Unit 2 Elevation 6 South by Column M7 - 4" OD Pipe Run	White Fibrous Homogeneous		30% Non-fibrous (Other)	50% Amosite 20% Chrysotile
U2-E6-010C *161919534-0028*	Unit 2 Elevation 6 South by Column M7 - 4" OD Pipe Run	Gray Non-Fibrous Homogeneous		40% Non-fibrous (Other)	60% Chrysotile
U2-E6-011A *161919534-0029*	Unit 2 Elevation 6 South by Column M7 - 4" OD Pipe Elbow	White Fibrous Homogeneous		30% Non-fibrous (Other)	20% Amosite 50% Chrysotile
U2-E6-011B *161919534-0030*	Unit 2 Elevation 6 South by Column M7 - 4" OD Pipe Elbow	White Non-Fibrous Homogeneous		40% Non-fibrous (Other)	60% Amosite
U2-E15-011C *161919534-0031*	Unit 2 Elevation 15 South by Elevator - 4" OD Pipe Elbow	White/Pink Fibrous Homogeneous	10% Glass	90% Non-fibrous (Other)	None Detected
U2-E6-012A *161919534-0032*	Unit 2 Elevation 6 South by Column M7 - 7' in Length 3' OD Steam Air Heater Drip Tank	White Fibrous Homogeneous		40% Non-fibrous (Other)	60% Amosite
U2-E6-012B *161919534-0033*	Unit 2 Elevation 6 South by Column M7 - 7' in Length 3' OD Steam Air Heater Drip Tank	White Fibrous Homogeneous		40% Non-fibrous (Other)	60% Amosite

Initial report from: 09/27/2019 13:40:34

EMSL Analytical, Inc.
6340 CastlePlace Dr. Indianapolis, IN 46250
Tel/Fax: (317) 803-2997 / (317) 803-3047
http://www.EMSL.com / indianapolislab@emsl.com

EMSL Order:	161919534
Customer ID:	32TRCS62
Customer PO:	330541
Project ID:	

Test Report: Asbestos Analysis of Bulk Materials via EPA 600/R-93/116 Method using Polarized Light Microscopy

			Non-Asbestos		Asbestos
Sample	**Description**	**Appearance**	**% Fibrous**	**% Non-Fibrous**	**% Type**
U2-E6-013A *161919534-0034*	Unit 2 Elevation 6 Center by Column F7.4 - 16" OD Pipe Elbow	White Fibrous Homogeneous		40% Non-fibrous (Other)	60% Amosite
U2-E6-013B *161919534-0035*	Unit 2 Elevation 6 North - 16" OD Pipe Elbow	Red Fibrous Homogeneous		40% Non-fibrous (Other)	60% Amosite
U2-E15-013C *161919534-0036*	Unit 2 Elevation 15 Center by Elevator - 16" OD Pipe Elbow	White Fibrous Homogeneous		40% Non-fibrous (Other)	60% Amosite
U2-E6-014A *161919534-0037*	Unit 2 Elevation 6 Center by Column F7.4 - 16" OD Pipe Run	White Fibrous Homogeneous		40% Non-fibrous (Other)	60% Amosite
U2-E6-014B *161919534-0038*	Unit 2 Elevation 6 North by Column CB7.9 - 16" OD Pipe Run	White Fibrous Homogeneous		40% Non-fibrous (Other)	60% Amosite
U2-E15-014C *161919534-0039*	Unit 2 Elevation 15 Center by Elevator - 16" OD Pipe Run	White Fibrous Homogeneous		40% Non-fibrous (Other)	60% Amosite
U2-E6-015A *161919534-0040*	Unit 2 Elevation 6 North by Column BB9 - 72" Red Gasket	Red Non-Fibrous Homogeneous		100% Non-fibrous (Other)	None Detected
U2-E6-016A *161919534-0041*	Unit 2 Elevation 6 Center by Column F7.4 - 3" Black Gasket	Black Fibrous Homogeneous	40% Cellulose	60% Non-fibrous (Other)	None Detected
U2-E15-017A *161919534-0042*	Unit 2 Elevation 15 North by Column CA7.4 - 12" OD Pipe Elbow	White Fibrous Homogeneous		29% Non-fibrous (Other)	20% Amosite 50% Chrysotile 1% Crocidolite
U2-E15-017B *161919534-0043*	Unit 2 Elevation 15 North by Column CA7.4 - 12" OD Pipe Elbow	White Fibrous Homogeneous		29% Non-fibrous (Other)	20% Amosite 50% Chrysotile 1% Crocidolite
U2-E15-017C *161919534-0044*	Unit 2 Elevation 15 North by Column CA7.4 - 12" OD Pipe Elbow	White Fibrous Homogeneous		29% Non-fibrous (Other)	20% Amosite 50% Chrysotile 1% Crocidolite
U2-E15-018A *161919534-0045*	Unit 2 Elevation 15 North by Column CA7.4 - 12" OD Pipe Run	White Fibrous Homogeneous		20% Non-fibrous (Other)	60% Amosite 20% Chrysotile
U2-E15-018B *161919534-0046*	Unit 2 Elevation 15 North by Column CA7.4 - 12" OD Pipe Run	White Fibrous Homogeneous		20% Non-fibrous (Other)	60% Amosite 20% Chrysotile
U2-E15-018C *161919534-0047*	Unit 2 Elevation 15 North by Column CA7.4 - 12" OD Pipe Run	White Fibrous Homogeneous		20% Non-fibrous (Other)	60% Amosite 20% Chrysotile
U2-E15-019A *161919534-0048*	Unit 2 Elevation 15 Center by Elevator - 7' in Length 5' OD Atmosphere Flash Tank	Gray/White Fibrous Heterogeneous	20% Min. Wool 40% Glass	40% Non-fibrous (Other)	None Detected

Initial report from: 09/27/2019 13:40:34

EMSL Analytical, Inc.
6340 CastlePlace Dr. Indianapolis, IN 46250
Tel/Fax: (317) 803-2997 / (317) 803-3047
http://www.EMSL.com / indianapolislab@emsl.com

EMSL Order:	161919534
Customer ID:	32TRCS62
Customer PO:	330541
Project ID:	

Test Report: Asbestos Analysis of Bulk Materials via EPA 600/R-93/116 Method using Polarized Light Microscopy

			Non-Asbestos		Asbestos
Sample	**Description**	**Appearance**	**% Fibrous**	**% Non-Fibrous**	**% Type**
U2-E15-019B *161919534-0049*	Unit 2 Elevation 15 Center by Elevator - 7' in Length 5' OD Atmosphere Flash Tank	Gray/White/Black Fibrous Heterogeneous	10% Min. Wool 20% Glass	60% Non-fibrous (Other)	10% Chrysotile
U2-E15-020A *161919534-0050*	Unit 2 Elevation 15 Center behind Elevator - 24"x16" Oval Junction Pipe	White Fibrous Homogeneous	40% Cellulose	60% Non-fibrous (Other)	None Detected
U2-E15-021A *161919534-0051*	Unit 2 Elevation 15 Center behind Elevator - 14" OD Valve	White Fibrous Homogeneous		28% Non-fibrous (Other)	50% Amosite 20% Chrysotile 2% Crocidolite
U2-E15-022A *161919534-0052*	Unit 2 Elevation 15 Center behind Elevator - 15' in Length 32' OD Tank	White Fibrous Homogeneous		40% Non-fibrous (Other)	60% Amosite
U2-E15-023A *161919534-0053*	Unit 2 Elevation 15 Center behind Elevator - 16" OD Junction Pipe	White Non-Fibrous Homogeneous		40% Non-fibrous (Other)	60% Amosite
U2-E15-024A *161919534-0054*	Unit 2 Elevation 15 South by Column N10 - 6" OD Brown Gasket	Brown Fibrous Homogeneous	70% Cellulose	30% Non-fibrous (Other)	None Detected
U2-E15-025A *161919534-0055*	Unit 2 Elevation 15 South by Elevator - 12" Black Gasket	Brown Fibrous Homogeneous	70% Cellulose	30% Non-fibrous (Other)	None Detected
U2-E28-026A *161919534-0056*	Unit 2 Elevation 28 West by Stairs - Black Insulation Boiler Wrap (Recirculation Fan Duct)	Brown/White Fibrous Homogeneous		28% Non-fibrous (Other)	10% Amosite 60% Chrysotile 2% Crocidolite
U2-E41-026B *161919534-0057*	Unit 2 Elevation 41 West - Black Insulation Boiler Wrap (Recirculation Fan Duct)	White Fibrous Homogeneous		38% Non-fibrous (Other)	2% Amosite 60% Chrysotile
U2-E65-026C *161919534-0058*	Unit 2 Elevation 65 Northwest - Black Insulation Boiler Wrap (Recirculation Fan Duct)	White/Black/Pink Fibrous Heterogeneous	20% Min. Wool	20% Non-fibrous (Other)	60% Chrysotile
U2-E28-027A *161919534-0059*	Unit 2 Elevation 28 West by Stairs - Black Vibration Damper	White/Black Fibrous Homogeneous	40% Glass	60% Non-fibrous (Other)	None Detected
U2-E28-028A *161919534-0060*	Unit 2 Elevation 28 Center by Elevator - 4' in Length 3' OD Tank	White Fibrous Homogeneous		18% Non-fibrous (Other)	40% Amosite 40% Chrysotile 2% Crocidolite
U2-E28-029A *161919534-0061*	Unit 2 Elevation 28 Center by Column H7.4 - 18' in Length 34' OD Tank	White Fibrous Homogeneous		19% Non-fibrous (Other)	50% Amosite 30% Chrysotile 1% Crocidolite
U2-E28-029B *161919534-0062*	Unit 2 Elevation 28 Center by Column H7.4 - 18' in Length 34' OD Tank	White Fibrous Homogeneous		19% Non-fibrous (Other)	50% Amosite 30% Chrysotile 1% Crocidolite

Initial report from: 09/27/2019 13:40:34

EMSL Analytical, Inc.
6340 CastlePlace Dr. Indianapolis, IN 46250
Tel/Fax: (317) 803-2997 / (317) 803-3047
http://www.EMSL.com / indianapolislab@emsl.com

EMSL Order:	161919534
Customer ID:	32TRCS62
Customer PO:	330541
Project ID:	

Test Report: Asbestos Analysis of Bulk Materials via EPA 600/R-93/116 Method using Polarized Light Microscopy

			Non-Asbestos		Asbestos
Sample	**Description**	**Appearance**	**% Fibrous**	**% Non-Fibrous**	**% Type**
U2-E28-030A *161919534-0063*	Unit 2 Elevation 28 Center by Column F9 - 5' in Length 44" OD Tank	White Fibrous Homogeneous		19% Non-fibrous (Other)	50% Amosite 30% Chrysotile 1% Crocidolite
U2-E28-031A *161919534-0064*	Unit 2 Elevation 28 Center by Column F9 - 28" OD Pipe Run	White Fibrous Homogeneous		19% Non-fibrous (Other)	50% Amosite 30% Chrysotile 1% Crocidolite
U2-E28-031B *161919534-0065*	Unit 2 Elevation 28 Center by Column F9 - 28" OD Pipe Run	White Non-Fibrous Homogeneous		19% Non-fibrous (Other)	50% Amosite 30% Chrysotile 1% Crocidolite
U2-E28-031C *161919534-0066*	Unit 2 Elevation 28 Center by Column F9 - 28" OD Pipe Run	White Fibrous Homogeneous		19% Non-fibrous (Other)	50% Amosite 30% Chrysotile 1% Crocidolite
U2-E28-032A *161919534-0067*	Unit 2 Elevation 28 Center by Column F9 - 28" OD Pipe Elbow	Gray Fibrous Homogeneous	20% Min. Wool	80% Non-fibrous (Other)	None Detected
U2-E28-032B *161919534-0068*	Unit 2 Elevation 28 Center by Column F9 - 28" OD Pipe Elbow	White Fibrous Homogeneous		19% Non-fibrous (Other)	50% Amosite 30% Chrysotile 1% Crocidolite
U2-E28-032C *161919534-0069*	Unit 2 Elevation 28 Center by Column F9 - 28" OD Pipe Elbow	Gray/White Fibrous Heterogeneous	20% Min. Wool 40% Glass	40% Non-fibrous (Other)	None Detected
U2-E28-033A *161919534-0070*	Unit 2 Elevation 28 Center - 22" OD Valve	Gray/White Fibrous Heterogeneous	20% Synthetic 20% Min. Wool	60% Non-fibrous (Other)	None Detected
U2-E28-034A *161919534-0071*	Unit 2 Elevation 28 by Column CA7.4 - 26' in Length 28" OD Pipe Run	White Fibrous Homogeneous		19% Non-fibrous (Other)	50% Amosite 30% Chrysotile 1% Crocidolite
U2-E28-035A *161919534-0072*	Unit 2 Elevation 28 North by Column CA7.4 - 11' in Length 28" OD Tank	White Fibrous Homogeneous		19% Non-fibrous (Other)	50% Amosite 30% Chrysotile 1% Crocidolite
U2-E41-036A *161919534-0073*	Unit 2 Elevation 41 West by Stairs - 20" OD Pipe Run	White Fibrous Homogeneous		45% Non-fibrous (Other)	5% Amosite 50% Chrysotile
U2-E41-036B *161919534-0074*	Unit 2 Elevation 41 South by Boiler - 20" OD Pipe Run	White Fibrous Homogeneous		53% Non-fibrous (Other)	5% Amosite 40% Chrysotile 2% Crocidolite
U2-E41-036C *161919534-0075*	Unit 2 Elevation 41 South by Boiler - 20" OD Pipe Run	White Fibrous Homogeneous		53% Non-fibrous (Other)	5% Amosite 40% Chrysotile 2% Crocidolite
U2-E41-037A *161919534-0076*	Unit 2 Elevation 41 Boiler #2 Gas Recirculation Fan @ Center - White Rope Gasket on Hatcch	Tan Fibrous Homogeneous	98% Glass	2% Non-fibrous (Other)	None Detected
U2-E41-038A *161919534-0077*	Unit 2 Elevation 41 West by Stairs - 3' in Length 33" OD Tank	White Fibrous Homogeneous		65% Non-fibrous (Other)	5% Amosite 30% Chrysotile
U2-E41-039A *161919534-0078*	Unit 2 Elevation 41 South - 1" White Rope Gasket	Brown/Rust Fibrous Homogeneous		5% Non-fibrous (Other)	95% Chrysotile
U2-E80-039B *161919534-0079*	Unit 2 Elevation 80 Northwest - 1" White Rope Gasket	Brown/Rust Fibrous Homogeneous		5% Non-fibrous (Other)	95% Chrysotile

Initial report from: 09/27/2019 13:40:34

EMSL Analytical, Inc.
6340 CastlePlace Dr. Indianapolis, IN 46250
Tel/Fax: (317) 803-2997 / (317) 803-3047
http://www.EMSL.com / indianapolislab@emsl.com

EMSL Order:	161919534
Customer ID:	32TRCS62
Customer PO:	330541
Project ID:	

Test Report: Asbestos Analysis of Bulk Materials via EPA 600/R-93/116 Method using Polarized Light Microscopy

			Non-Asbestos		Asbestos
Sample	**Description**	**Appearance**	**% Fibrous**	**% Non-Fibrous**	**% Type**
U2-E96-039C *161919534-0080*	Unit 2 Elevation 96 North - 1" White Rope Gasket	Tan/Rust Fibrous Homogeneous		5% Non-fibrous (Other)	95% Chrysotile
U2-E41-040A *161919534-0081*	Unit 2 Elevation 41 South - Red Refractory Brick	Brown/Red Non-Fibrous Homogeneous		100% Non-fibrous (Other)	None Detected
U2-E80-040B *161919534-0082*	Unit 2 Elevation 80 Northwest - Red Refractory Brick	Gray/Red Non-Fibrous Homogeneous		100% Non-fibrous (Other)	None Detected
U2-E96-040C *161919534-0083*	Unit 2 Elevation 96 North - Red Refractory Brick	Brown/Red Non-Fibrous Homogeneous		100% Non-fibrous (Other)	None Detected
U2-E41-041A *161919534-0084*	Unit 2 Elevation 41 Center by Southeast of Boiler #2 - 27" OD Valve	Gray/Black Non-Fibrous Homogeneous		98% Non-fibrous (Other)	2% Chrysotile
U2-E41-042A *161919534-0085*	Unit 2 Elevation 41 East Turbine #2 - 6" Red Gasket	Brown/Rust Non-Fibrous Homogeneous		100% Non-fibrous (Other)	None Detected
U2-E41-043A *161919534-0086*	Unit 2 Elevation 41 South Turbine #2 - 7" Gray Gasket	Black Fibrous Homogeneous		20% Non-fibrous (Other)	80% Chrysotile
U2-E118-044A *161919534-0087*	Unit 2 Elevation 118 West - 28" Junction Pipe	White Fibrous Homogeneous		35% Non-fibrous (Other)	5% Amosite 60% Chrysotile <1% Crocidolite
U2-E80-045A *161919534-0088*	Unit 2 Elevation 80 North - 24" OD Valve	White Fibrous Homogeneous		36% Non-fibrous (Other)	2% Amosite 60% Chrysotile 2% Crocidolite
U2-E130-046A *161919534-0089*	Unit 2 Elevation 130 Northeast - 22" OD Pipe Run	White Fibrous Homogeneous		35% Non-fibrous (Other)	5% Amosite 60% Chrysotile

Analyst(s)

Jadda Moffett (71)
Shannon Clegg (18)

Richard Harding, Laboratory Manager
or Other Approved Signatory

EMSL maintains liability limited to cost of analysis. The above analyses were performed in general compliance with Appendix E to Subpart E of 40 CFR (previously EPA 600/M4-82-020 "Interim Method"), but augmented with procedures outlined in the 1993 ("final") version of the method. This report relates only to the samples reported above, and may not be reproduced, except in full, without written approval by EMSL. EMSL bears no responsibility for sample collection activities or analytical method limitations. Interpretation and use of test results are the responsibility of the client. All samples received in acceptable condition unless otherwise noted. This report must not be used by the client to claim product certification, approval, or endorsement by NVLAP, NIST or any agency of the federal government. EMSL recommends gravimetric reduction for all non-friable organically bound materials prior to analysis. Estimation of uncertainty is available on request.

Samples analyzed by EMSL Analytical, Inc. Indianapolis, IN NVLAP Lab Code 200188-0, AZ0939, CA 2575, CO AL-15132, TX 300262

Initial report from: 09/27/2019 13:40:34

161919534

OrderID: 161919534

TRC

17911 Von Karman Avenue, Suite 400,
Irvine, CA 92614

ASBESTOS BULK SAMPLE CHAIN OF CUSTODY FORM

Client: Dynergy/Luminant	Project Number: 330541	Inspector(s): Tanis Gaines, Sabrina Chan, Matt Cuda, Kartik Bhatt, Hector Gonzalez, Chris Blake
Project Name: Morro Bay Unit 2 - Pre-Demo ACM Survey Morro Bay Power Plant - Units 1, 2, 3 and 4, Warehouse, Maintenance and Administration Building	Tracking Number:	Requested TAT: 5 DAY
Email Results to: mlcampbell@trccompanies.com, schan@trccompanies.com, tgaines@trccompanies.com, CBlake@trccompanies.com	Analytical Method: PLM EPA 600/R-93/116	Lab Comments:

ASBESTOS BULK SAMPLE INFORMATION

Date Collected	Sample Identification	Material Description	Homogeneous Area	Sample Location	Lab Identification (Lab Use Only)
2019-09-16	U2-E6-001A	10" OD Pipe Elbow	Unit 2 Elevation 6, 15, 28, 41, 65, 96, 106 and 118	Unit 2 Elevation 6 West by Column N7	
2019-09-17	U2-E6-001B	10" OD Pipe Elbow	Unit 2 Elevation 6, 15, 28, 41, 65, 96, 106 and 118	Unit 2 Elevation 6 West by Column L8	
2019-09-17	U2-E6-001C	10" OD Pipe Elbow	Unit 2 Elevation 6, 15, 28, 41, 65, 96, 106 and 118	Unit 2 Elevation 6 South by Column L10	
2019-09-16	U2-E6-002A	10" OD Pipe Run	Unit 2 Elevation 6, 28, 41, 65, 80, 96, 106, 118 and 130	Unit 2 Elevation 6 West by Column N7	
2019-09-17	U2-E6-002B	10" OD Pipe Run	Unit 2 Elevation 6, 28, 41, 65, 80, 96, 106, 118 and 130	Unit 2 Elevation 6 West by Column L8	

19534

Date Collected	Sample Identification	Material Description	Homogeneous Area	Sample Location	Lab Identification (Lab Use Only)
2019-09-17	U2-E6-002C	10" OD Pipe Run	Unit 2 Elevation 6, 28, 41, 65, 80, 96, 106, 118 and 130	Unit 2 Elevation 6 South by Column J10	
2019-09-16	U2-E6-003A	8" OD Pipe Run	Unit 2 Elevation 6, 15, 28, 41, 65, 80, 96, 106, 118 and 130	Unit 2 Elevation 6 West by Column N7	
2019-09-17	U2-E6-003B	8" OD Pipe Run	Unit 2 Elevation 6, 15, 28, 41, 65, 80, 96, 106, 118 and 130	Unit 2 Elevation 6 South by Column M10	
2019-09-17	U2-E6-003C	8" OD Pipe Run	Unit 2 Elevation 6, 15, 28, 41, 65, 80, 96, 106, 118 and 130	Unit 2 Elevation 6 South by Column J10	
2019-09-17	U2-E6-004A	8" OD Pipe Elbow	Unit 2 Elevation 6, 15, 28, 42, 65, 80, 96, 106, 118 and 130	Unit 2 Elevation 6 South by Column M10	
2019-09-17	U2-E6-004B	8" OD Pipe Elbow	Unit 2 Elevation 6, 15, 28, 42, 65, 80, 96, 106, 118 and 130	Unit 2 Elevation 6 South by Column M10	
2019-09-17	U2-E6-004C	8" OD Pipe Elbow	Unit 2 Elevation 6, 15, 28, 42, 65, 80, 96, 106, 118 and 130	Unit 2 Elevation 6 South by Column J10	
2019-09-17	U2-E6-005A	12" OD Valve	Unit 2 Elevation 6, 15, 28 and 41	Unit 2 Elevation 6 South by Column M10	
2019-09-17	U2-E6-005B	12" OD Valve	Unit 2 Elevation 6, 15, 28 and 41	Unit 2 Elevation 6 South by Column M10	
2019-09-17	U2-E6-005C	12" OD Valve	Unit 2 Elevation 6, 15, 28 and 41	Unit 2 Elevation 6 South by Column M10	
2019-09-17	U2-E6-006A	16" OD Valve	Unit 2 Elevation 6, 15 and 41	Unit 2 Elevation 6 South by Column M10	
2019-09-17	U2-E6-006B	16" OD Valve	Unit 2 Elevation 6, 15 and 41	Unit 2 Elevation 6 North by Column BB9	
2019-09-17	U2-E15-006C	16" OD Valve	Unit 2 Elevation 6, 15 and 41	Unit 2 Elevation 15 North by Column CA7.4	
2019-09-17	U2-E6-007A	10" OD Junction Pipe	Unit 2 Elevation 6	Unit 2 Elevation 6 South by Column M10	
2019-09-17	U2-E6-008A	6" OD Pipe Run	Unit 2 Elevation 6, 15, 28, 41, 65, 80, 96, 106, 118 and 130	Unit 2 Elevation 6 South by Column M10	
2019-09-17	U2-E6-008B	6" OD Pipe Run	Unit 2 Elevation 6, 15, 28, 41, 65, 80, 96, 106, 118 and 130	Unit 2 Elevation 6 South by Column M10	

OrderID: 161919534

19534

Date Collected	Sample Identification	Material Description	Homogeneous Area	Sample Location	Lab Identification (Lab Use Only)
2019-09-17	U2-E15-008C	6" OD Pipe Run	Unit 2 Elevation 6, 15, 28, 41, 65, 80, 96, 106, 118 and 130	Unit 2 Elevation 15 North by Column CA7.4	
2019-09-17	U2-E6-009A	6" OD Pipe Elbow	Unit 2 Elevation 6, 15, 28, 41, 80, 96, 106, 118 and 130	Unit 2 Elevation 6 South by Column M10	
2019-09-17	U2-E6-009B	6" OD Pipe Elbow	Unit 2 Elevation 6, 15, 28, 41, 80, 96, 106, 118 and 130	Unit 2 Elevation 6 South by Column M10	
2019-09-17	U2-E15-009C	6" OD Pipe Elbow	Unit 2 Elevation 6, 15, 28, 41, 80, 96, 106, 118 and 130	Unit 2 Elevation 15 North by Column CA7.4	
2019-09-17	U2-E6-010A	4" OD Pipe Run	Unit 2 Elevation 6, 15, 28, 41, 65, 80, 96, 106 and 130	Unit 2 Elevation 6 South by Column M7	
2019-09-17	U2-E6-010B	4" OD Pipe Run	Unit 2 Elevation 6, 15, 28, 41, 65, 80, 96, 106 and 130	Unit 2 Elevation 6 South by Column M7	
2019-09-17	U2-E6-010C	4" OD Pipe Run	Unit 2 Elevation 6, 15, 28, 41, 65, 80, 96, 106 and 130	Unit 2 Elevation 6 South by Column M7	
2019-09-17	U2-E6-011A	4" OD Pipe Elbow	Unit 2 Elevation 6, 15, 28, 41, 65, 80, 106 and 130	Unit 2 Elevation 6 South by Column M7	
2019-09-17	U2-E6-011B	4" OD Pipe Elbow	Unit 2 Elevation 6, 15, 28, 41, 65, 80, 106 and 130	Unit 2 Elevation 6 South by Column M7	
2019-09-17	U2-E15-011C	4" OD Pipe Elbow	Unit 2 Elevation 6, 15, 28, 41, 65, 80, 106 and 130	Unit 2 Elevation 15 South by Elevator	
2019-09-17	U2-E6-012A	7' in length 3' OD Steam Air Heater Drip Tank	Unit 2 Elevation 6	Unit 2 Elevation 6 South by Column M7	
2019-09-17	U2-E6-012B	7' in length 3' OD Steam Air Heater Drip Tank	Unit 2 Elevation 6	Unit 2 Elevation 6 South by Column M7	
2019-09-17	U2-E6-013A	16" OD Pipe Elbow	Unit 2 Elevation 6, 15, 28 and 41	Unit 2 Elevation 6 Center by Column F7.4	
2019-09-17	U2-E6-013B	16" OD Pipe Elbow	Unit 2 Elevation 6, 15, 28 and 41	Unit 2 Elevation 6 North	
2019-09-17	U2-E15-013C	16" OD Pipe Elbow	Unit 2 Elevation 6, 15, 28 and 41	Unit 2 Elevation 15 Center by Elevator	
2019-09-17	U2-E6-014A	16" OD Pipe Run	Unit 2 Elevation 6, 15, 28, 41 and 130	Unit 2 Elevation 6 Center by Column F7.4	

OrderID: 161919534

19534

Date Collected	Sample Identification	Material Description	Homogeneous Area	Sample Location	Lab Identification (Lab Use Only)
2019-09-17	U2-E6-014B	16" OD Pipe Run	Unit 2 Elevation 6, 15, 28, 41 and 130	Unit 2 Elevation 6 North by Column CB7.9	
2019-09-17	U2-E15-014C	16" OD Pipe Run	Unit 2 Elevation 6, 15, 28, 41 and 130	Unit 2 Elevation 15 Center by Elevator	
2019-09-17	U2-E6-015A	72" Red Gasket	Unit 2 Elevation 6	Unit 2 Elevation 6 North by Column BB9	
2019-09-17	U2-E6-016A	3" Black Gasket	Unit 2 Elevation 6	Unit 2 Elevation 6 Center by Column F7.4	
2019-09-17	U2-E15-017A	12" OD Pipe Elbow	Unit 2 Elevation 15, 28, 65 and 80	Unit 2 Elevation 15 North by Column CA7.4	
2019-09-17	U2-E15-017B	12" OD Pipe Elbow	Unit 2 Elevation 15, 28, 65 and 80	Unit 2 Elevation 15 North by Column CA7.4	
2019-09-17	U2-E15-017C	12" OD Pipe Elbow	Unit 2 Elevation 15, 28, 65 and 80	Unit 2 Elevation 15 North by Column CA7.4	
2019-09-17	U2-E15-018A	12" OD Pipe Run	Unit 2 Elevation 15, 28, 41, 65, 80 and 130	Unit 2 Elevation 15 North by Column CA7.4	
2019-09-17	U2-E15-018B	12" OD Pipe Run	Unit 2 Elevation 15, 28, 41, 65, 80 and 130	Unit 2 Elevation 15 North by Column CA7.4	
2019-09-17	U2-E15-018C	12" OD Pipe Run	Unit 2 Elevation 15, 28, 41, 65, 80 and 130	Unit 2 Elevation 15 North by Column CA7.4	
2019-09-18	U2-E15-019A	7' in length 5' OD Atmosphere Flash Tank	Unit 2 Elevation 15	Unit 2 Elevation 15 Center by Elevator	
2019-09-18	U2-E15-019B	7' in length 5' OD Atmosphere Flash Tank	Unit 2 Elevation 15	Unit 2 Elevation 15 Center by Elevator	
2019-09-18	U2-E15-020A	24"x16" Oval Junction Pipe	Unit 2 Elevation 15	Unit 2 Elevation 15 Center Behind Elevator	
2019-09-18	U2-E15-021A	14" OD Valve	Unit 2 Elevation 15 and 28	Unit 2 Elevation 15 Center Behind Elevator	
2019-09-18	U2-E15-022A	15' in length 32" OD Tank	Unit 2 Elevation 15	Unit 2 Elevation 15 Center Behind Elevator	
2019-09-18	U2-E15-023A	16" OD Junction Pipe	Unit 2 Elevation 15	Unit 2 Elevation 15 Center Behind Elevator	

OrderID: 161919534

19534

Date Collected	Sample Identification	Material Description	Homogeneous Area	Sample Location	Lab Identification (Lab Use Only)
2019-09-18	U2-E15-024A	6" OD Brown Gasket	Unit 2 Elevation 15	Unit 2 Elevation 15 South by Column N10	
2019-09-18	U2-E15-025A	12" Black Gasket	Unit 2 Elevation 15	Unit 2 Elevation 15 South by Elevator	
2019-09-18	U2-E28-026A	Black Insulation Boiler Wrap (Recirculation Fan Duct)	Unit 2 Elevation 28	Unit 2 Elevation 28 West by Stairs	
2019-09-19	U2-E41-026B	Black Insulation Boiler Wrap (Recirculation Fan Duct)	Unit 2 Elevation 28	Unit 2 Elevation 41 West	
2019-09-20	U2-E65-026C	Black Insulation Boiler Wrap (Recirculation Fan Duct)	Unit 2 Elevation 28	Unit 2 Elevation 65 Northwest	
2019-09-18	U2-E28-027A	Black Vibration Damper	Unit 2 Elevation 28	Unit 2 Elevation 28 West by Stairs	
2019-09-18	U2-E28-028A	4' in length 3' OD Tank	Unit 2 Elevation 28	Unit 2 Elevation 28 Center by Elevator	
2019-09-19	U2-E28-029A	18' in length 34" OD Tank	Unit 2 Elevation 28	Unit 2 Elevation 28 Center by Column H7.4	
2019-09-19	U2-E28-029B	18' in length 34" OD Tank	Unit 2 Elevation 28	Unit 2 Elevation 28 Center by Column H7.4	
2019-09-19	U2-E28-030A	5' in length 44" OD Tank	Unit 2 Elevation 28	Unit 2 Elevation 28 Center by Column F9	
2019-09-19	U2-E28-031A	28" OD Pipe Run	Unit 2 Elevation 28, 41, 80, 106, 118 and 130	Unit 2 Elevation 28 Center by Column F9	
2019-09-19	U2-E28-031B	28" OD Pipe Run	Unit 2 Elevation 28, 41, 80, 106, 118 and 130	Unit 2 Elevation 28 Center by Column F9	
2019-09-19	U2-E28-031C	28" OD Pipe Run	Unit 2 Elevation 28, 41, 80, 106, 118 and 130	Unit 2 Elevation 28 Center by Column F9	
2019-09-19	U2-E28-032A	28" OD Pipe Elbow	Unit 2 Elevation 28, 80 and 106	Unit 2 Elevation 28 Center by Column F9	
2019-09-19	U2-E28-032B	28" OD Pipe Elbow	Unit 2 Elevation 28, 80 and 106	Unit 2 Elevation 28 Center by Column F9	
2019-09-19	U2-E28-032C	28" OD Pipe Elbow	Unit 2 Elevation 28, 80 and 106	Unit 2 Elevation 28 Center by Column F9	

OrderID: 161919534

19534

Date Collected	Sample Identification	Material Description	Homogeneous Area	Sample Location	Lab Identification (Lab Use Only)
2019-09-19	U2-E28-033A	22" OD Valve	Unit 2 Elevation 28	Unit 2 Elevation 28 Center	
2019-09-19	U2-E28-034A	26' in length 28" OD Pipe Run	Unit 2 Elevation 28	Unit 2 Elevation 28 by Column CA7.4	
2019-09-19	U2-E28-035A	11' in length 28" OD Tank	Unit 2 Elevation 28	Unit 2 Elevation 28 North by Column CA7.4	
2019-09-19	U2-E41-036A	20" OD Pipe Run	Unit 2 Elevation 41, 65, 80 and 96	Unit 2 Elevation 41 West by Stairs	
2019-09-19	U2-E41-036B	20" OD Pipe Run	Unit 2 Elevation 41, 65, 80 and 96	Unit 2 Elevation 41 South by Boiler	
2019-09-19	U2-E41-036C	20" OD Pipe Run	Unit 2 Elevation 41, 65, 80 and 96	Unit 2 Elevation 41 South by Boiler	
2019-09-19	U2-E41-037A	White Rope Gasket on Hatch	Unit 2 Elevation 41	Unit 2 Elevation 41 Boiler #2 Gas Recirculation Fan at Center	
2019-09-19	U2-E41-038A	3' in length 33" OD Tank	Unit 2 Elevation 41	Unit 2 Elevation 41 West by Stairs	
2019-09-19	U2-E41-039A	1" White Rope Gasket	Unit 2 Elevation 41	Unit 2 Elevation 41 South	
2019-09-19	U2-E80-039B	1" White Rope Gasket	Unit 2 Elevation 41	Unit 2 Elevation 80 Northwest	
2019-09-19	U2-E96-039C	1" White Rope Gasket	Unit 2 Elevation 41	Unit 2 Elevation 96 North	
2019-09-19	U2-E41-040A	Red Refractory Brick	Unit 2 Elevation 41	Unit 2 Elevation 41 South	
2019-09-19	U2-E80-040B	Red Refractory Brick	Unit 2 Elevation 41	Unit 2 Elevation 80 Northwest	
2019-09-19	U2-E96-040C	Red Refractory Brick	Unit 2 Elevation 41	Unit 2 Elevation 96 North	
2019-09-19	U2-E41-041A	27" OD Valve	Unit 2 Elevation 41	Unit 2 Elevation 41 Center by Southeast of Boiler #2	
2019-09-19	U2-E41-042A	6' Red Gasket	Unit 2 Elevation 41	Unit 2 Elevation 41 East Turbine #2	
2019-09-19	U2-E41-043A	7' Gray Gasket	Unit 2 Elevation 41	Unit 2 Elevation 41 South Turbine 2	
2019-09-20	U2-E118-044A	28" Junction Pipe	Unit 2 Elevation 118	Unit 2 Elevation 118 West	
2019-09-20	U2-E80-045A	24" OD Valve	Unit 2 Elevation 80	Unit 2 Elevation 80 North	

OrderID: 161919534

19534

Date Collected	Sample Identification	Material Description	Homogeneous Area	Sample Location	Lab Identification (Lab Use Only)
2019-09-20	U2-E130-046A	22" OD Pipe Run	Unit 2 Elevation 130	Unit 2 Elevation 130 Northwest	

Special Instruction to Laboratory:

N/A

CHAIN OF CUSTODY INFORMATION

Relinquished By:	Date	Time	Received By:	Date	Time
I. (Print): Sabrina Chan	2019-09-23	07:50:13 PDT	I. (Print): SR (WSI)	9/23/19	11:30
(Sign): Schan			(Sign):		
II. (Print):			II. (Print):		
(Sign):			(Sign): JHEllis	9-24-19	9:40am

OrderID: 161919534

EMSL Analytical, Inc.

6340 CastlePlace Dr. Indianapolis, IN 46250

Tel/Fax: (317) 803-2997 / (317) 803-3047

http://www.EMSL.com / indianapolislab@emsl.com

EMSL Order:	161919554
Customer ID:	32TRCS62
Customer PO:	330541
Project ID:	

Attention:	Michelle Campbell	**Phone:**	(949) 727-7388
	TRC Environmental Corp.	**Fax:**	(949) 727-7311
	17911 Von Karman Avenue	**Received Date:**	09/24/2019 9:40 AM
	Suite 400	**Analysis Date:**	09/25/2019
	Irvine, CA 92614	**Collected Date:**	09/19/2019 - 09/23/2019

Project: 330541 Morro Bay Control Room for Units 1&2 - Pre-Demo ACM Survey, Morro Bay Power Plant - Units 1, 2, 3 and 4, Warehouse, Maintenance and Administration Building

Test Report: Asbestos Analysis of Bulk Materials via EPA 600/R-93/116 Method using Polarized Light Microscopy

			Non-Asbestos		Asbestos
Sample	**Description**	**Appearance**	**% Fibrous**	**% Non-Fibrous**	**% Type**
1&2CR-E41-001A *161919554-0001*	1&2 Control Room Exterior North - Gray Stucco	Gray Non-Fibrous Homogeneous		20% Quartz 80% Non-fibrous (Other)	None Detected
1&2CR-E41-001B *161919554-0002*	1&2 Control Room Exterior North - Gray Stucco	Gray Fibrous Homogeneous		20% Quartz 80% Non-fibrous (Other)	None Detected
1&2CR-E41-001C *161919554-0003* *Inseparable paint / coating layer included in analysis*	1&2 Control Room Exterior Northeast - Gray Stucco	Gray/White/Green Non-Fibrous Homogeneous		20% Quartz 80% Non-fibrous (Other)	None Detected
1&2CR-E41-002A-Floor Tile *161919554-0004*	1&2 Control Room North - Vinyl Floor Tile w/Black Mastic, 9"x9" Gray	Gray Non-Fibrous Homogeneous		100% Non-fibrous (Other)	None Detected
1&2CR-E41-002A-Mastic *161919554-0004A*	1&2 Control Room North - Vinyl Floor Tile w/Black Mastic, 9"x9" Gray	Black Non-Fibrous Homogeneous		100% Non-fibrous (Other)	None Detected
1&2CR-E41-002B-Floor Tile *161919554-0005*	1&2 Control Room Northeast - Vinyl Floor Tile w/Black Mastic, 9"x9" Gray	Gray Non-Fibrous Homogeneous		100% Non-fibrous (Other)	None Detected
1&2CR-E41-002B-Mastic *161919554-0005A*	1&2 Control Room Northeast - Vinyl Floor Tile w/Black Mastic, 9"x9" Gray	Gray Non-Fibrous Homogeneous		100% Non-fibrous (Other)	None Detected
1&2CR-E41-002C-Floor Tile *161919554-0006*	1&2 Control Room South - Vinyl Floor Tile w/Black Mastic, 9"x9" Gray	Gray Non-Fibrous Homogeneous		100% Non-fibrous (Other)	None Detected
1&2CR-E41-002C-Mastic *161919554-0006A*	1&2 Control Room South - Vinyl Floor Tile w/Black Mastic, 9"x9" Gray	Gray Non-Fibrous Homogeneous		100% Non-fibrous (Other)	None Detected
1&2CR-E41-003A-Floor Tile *161919554-0007*	1&2 Control Room West Office 1 - Vinyl Floor Tile w/Yellow Adhesive 12"x12" Tan	Tan Non-Fibrous Homogeneous		100% Non-fibrous (Other)	None Detected
1&2CR-E41-003A-Mastic *161919554-0007A*	1&2 Control Room West Office 1 - Vinyl Floor Tile w/Yellow Adhesive 12"x12" Tan	Gray/Yellow Non-Fibrous Homogeneous		100% Non-fibrous (Other)	None Detected
1&2CR-E41-003B-Floor Tile *161919554-0008*	1&2 Control Room West Office 1 - Vinyl Floor Tile w/Yellow Adhesive 12"x12" Tan	Tan Non-Fibrous Homogeneous		100% Non-fibrous (Other)	None Detected

Initial report from: 09/27/2019 17:24:47

EMSL Analytical, Inc.
6340 CastlePlace Dr. Indianapolis, IN 46250
Tel/Fax: (317) 803-2997 / (317) 803-3047
http://www.EMSL.com / indianapolislab@emsl.com

EMSL Order: 161919554
Customer ID: 32TRCS62
Customer PO: 330541
Project ID:

Test Report: Asbestos Analysis of Bulk Materials via EPA 600/R-93/116 Method using Polarized Light Microscopy

			Non-Asbestos		Asbestos
Sample	**Description**	**Appearance**	**% Fibrous**	**% Non-Fibrous**	**% Type**
1&2CR-E41-003B-Mastic *161919554-0008A*	1&2 Control Room West Office 1 - Vinyl Floor Tile w/Yellow Adhesive 12"x12" Tan	Yellow Non-Fibrous Homogeneous		100% Non-fibrous (Other)	None Detected
1&2CR-E41-003C-Floor Tile *161919554-0009*	1&2 Control Room West Office 1 - Vinyl Floor Tile w/Yellow Adhesive 12"x12" Tan	Tan Non-Fibrous Homogeneous		100% Non-fibrous (Other)	None Detected
1&2CR-E41-003C-Mastic *161919554-0009A*	1&2 Control Room West Office 1 - Vinyl Floor Tile w/Yellow Adhesive 12"x12" Tan	Yellow Non-Fibrous Homogeneous		100% Non-fibrous (Other)	None Detected
1&2CR-E41-004A *161919554-0010*	1&2 Control Room Interior North - Plaster No Coat	Gray Non-Fibrous Homogeneous		20% Quartz 80% Non-fibrous (Other)	None Detected
1&2CR-E41-004B *161919554-0011*	1&2 Control Room Interior Northwest - Plaster No Coat	Gray Non-Fibrous Homogeneous		20% Quartz 80% Non-fibrous (Other)	None Detected
1&2CR-E41-004C *161919554-0012*	1&2 Control Room Insulation South - Plaster No Coat	White Non-Fibrous Homogeneous		20% Quartz 80% Non-fibrous (Other)	None Detected
1&2CR-E41-005A *161919554-0013*	1&2 Control Room Ceiling - Ceiling Tile 1'x1' White	Gray/White Fibrous Homogeneous	90% Min. Wool	10% Non-fibrous (Other)	None Detected
1&2CR-E41-005B *161919554-0014*	1&2 Control Room Ceiling - Ceiling Tile 1'x1' White	Gray/White Fibrous Homogeneous	90% Min. Wool	10% Non-fibrous (Other)	None Detected
1&2CR-E41-005C *161919554-0015*	1&2 Control Room Ceiling - Ceiling Tile 1'x1' White	Gray/White Fibrous Homogeneous	95% Min. Wool	5% Non-fibrous (Other)	None Detected
1&2CR-E41-006A-Cove Base *161919554-0016*	1&2 Control Room North - Cove Base Black	Black Non-Fibrous Homogeneous		100% Non-fibrous (Other)	None Detected
1&2CR-E41-006A-Mastic *161919554-0016A*	1&2 Control Room North - Cove Base Black	Yellow Non-Fibrous Homogeneous		100% Non-fibrous (Other)	None Detected
1&2CR-E41-006B-Cove Base *161919554-0017*	1&2 Control Room Northeast - Cove Base Black	Black Non-Fibrous Homogeneous		100% Non-fibrous (Other)	None Detected
1&2CR-E41-006B-Mastic *161919554-0017A*	1&2 Control Room Northeast - Cove Base Black	Brown Non-Fibrous Homogeneous		100% Non-fibrous (Other)	None Detected
1&2CR-E41-006C-Cove Base *161919554-0018*	1&2 Control Room east - Cove Base Black	Black Non-Fibrous Homogeneous		100% Non-fibrous (Other)	None Detected
1&2CR-E41-006C-Mastic *161919554-0018A*	1&2 Control Room east - Cove Base Black	Brown/Black Non-Fibrous Homogeneous		100% Non-fibrous (Other)	None Detected
1&2CR-E41-007A-Leveler *161919554-0019*	1&2 Control Room Office 2 - Floor Leveling Compound White	White Non-Fibrous Homogeneous		100% Non-fibrous (Other)	None Detected

Initial report from: 09/27/2019 17:24:47

EMSL Analytical, Inc.
6340 CastlePlace Dr. Indianapolis, IN 46250
Tel/Fax: (317) 803-2997 / (317) 803-3047
http://www.EMSL.com / indianapolislab@emsl.com

EMSL Order:	161919554
Customer ID:	32TRCS62
Customer PO:	330541
Project ID:	

Test Report: Asbestos Analysis of Bulk Materials via EPA 600/R-93/116 Method using Polarized Light Microscopy

			Non-Asbestos		Asbestos
Sample	**Description**	**Appearance**	**% Fibrous**	**% Non-Fibrous**	**% Type**
1&2CR-E41-007A-Mastic *161919554-0019A*	1&2 Control Room Office 2 - Floor Leveling Compound White	Brown/Yellow Non-Fibrous Homogeneous		100% Non-fibrous (Other)	None Detected
1&2CR-E41-008A-Flooring *161919554-0020*	1&2 Control Room Office 2 - Sheet Flooring w/Yellow Adhesive Brown	Brown/Tan Fibrous Heterogeneous	10% Glass	90% Non-fibrous (Other)	None Detected
1&2CR-E41-008A-Adhesive *161919554-0020A*	1&2 Control Room Office 2 - Sheet Flooring w/Yellow Adhesive Brown	White/Yellow Non-Fibrous Homogeneous		100% Non-fibrous (Other)	None Detected
1&2CR-E41-008B-Flooring *161919554-0021*	1&2 Control Room Office 2 - Sheet Flooring w/Yellow Adhesive Brown	Brown/Tan Fibrous Heterogeneous	10% Glass	90% Non-fibrous (Other)	None Detected
1&2CR-E41-008B-Mastic *161919554-0021A*	1&2 Control Room Office 2 - Sheet Flooring w/Yellow Adhesive Brown	White/Yellow Non-Fibrous Homogeneous		100% Non-fibrous (Other)	None Detected
1&2CR-E41-008C-Flooring *161919554-0022*	1&2 Control Room Office 2 - Sheet Flooring w/Yellow Adhesive Brown	Brown/White Non-Fibrous Homogeneous	5% Glass	95% Non-fibrous (Other)	None Detected
1&2CR-E41-008C-Mastic *161919554-0022A*	1&2 Control Room Office 2 - Sheet Flooring w/Yellow Adhesive Brown	Brown/White Non-Fibrous Homogeneous		100% Non-fibrous (Other)	None Detected

Analyst(s)
Crystal Oshurak (24)
Joshuah Klier (11)

Richard Harding, Laboratory Manager
or Other Approved Signatory

EMSL maintains liability limited to cost of analysis. The above analyses were performed in general compliance with Appendix E to Subpart E of 40 CFR (previously EPA 600/M4-82-020 "Interim Method"), but augmented with procedures outlined in the 1993 ("final") version of the method. This report relates only to the samples reported above, and may not be reproduced, except in full, without written approval by EMSL. EMSL bears no responsibility for sample collection activities or analytical method limitations. Interpretation and use of test results are the responsibility of the client. All samples received in acceptable condition unless otherwise noted. This report must not be used by the client to claim product certification, approval, or endorsement by NVLAP, NIST or any agency of the federal government. EMSL recommends gravimetric reduction for all non-friable organically bound materials prior to analysis. Estimation of uncertainty is available on request.

Samples analyzed by EMSL Analytical, Inc. Indianapolis, IN NVLAP Lab Code 200188-0, AZ0939, CA 2575, CO AL-15132, TX 300262

Initial report from: 09/27/2019 17:24:47

161919554

TRC

17911 Von Karman Avenue, Suite 400,
Irvine, CA 92614

ASBESTOS BULK SAMPLE CHAIN OF CUSTODY FORM

Client: Dynergy/Luminant	Project Number: 330541	Inspector(s): Tanis Gaines, Sabrina Chan, Matt Cuda, Kartik Bhatt, Hector Gonzalez, Chris Blake
Project Name: Morro Bay Control Room for Units 1&2 - Pre-Demo ACM Survey Morro Bay Power Plant - Units 1, 2, 3 and 4, Warehouse, Maintenance and Administration Building	Tracking Number:	Requested TAT: 5 DAY
Email Results to: mlcampbell@trccompanies.com, schan@trccompanies.com, tgaines@trccompanies.com, CBlake@trccompanies.com	Analytical Method: PLM EPA 600/R-93/116	Lab Comments:

ASBESTOS BULK SAMPLE INFORMATION

Date Collected	Sample Identification	Material Description	Homogeneous Area	Sample Location	Lab Identification (Lab Use Only)
2019-09-23	1&2CR-E41-001A	Gray Stucco	Exterior of 1&2 Control Room	1&2 Control Room Exterior North	
2019-09-23	1&2CR-E41-001B	Gray Stucco	Exterior of 1&2 Control Room	1&2 Control Room Exterior North	
2019-09-23	1&2CR-E41-001C	Gray Stucco	Exterior of 1&2 Control Room	1&2 Control Room Exterior Northeast	
2019-09-19	1&2CR-E41-002A	Vinyl Floor Tile with Black Mastic, 9" x 9", Gray	1&2 Control Room Throughout	1&2 Control Room North	
2019-09-19	1&2CR-E41-002B	Vinyl Floor Tile with Black Mastic, 9" x 9", Gray	1&2 Control Room Throughout	1&2 Control Room Northeast	

OrderID: 161919554

19554

Date Collected	Sample Identification	Material Description	Homogeneous Area	Sample Location	Lab Identification (Lab Use Only)
2019-09-19	1&2CR-E41-002C	Vinyl Floor Tile with Black Mastic, 9" x 9", Gray	1&2 Control Room Throughout	1&2 Control Room South	
2019-09-19	1&2CR-E41-003A	Vinyl Floor Tile with Yellow Adhesive, 12" x 12", Tan	1&2 Control Room Office 1	1&2 Control Room West Office 1	
2019-09-19	1&2CR-E41-003B	Vinyl Floor Tile with Yellow Adhesive, 12" x 12", Tan	1&2 Control Room Office 1	1&2 Control Room West Office 1	
2019-09-19	1&2CR-E41-003C	Vinyl Floor Tile with Yellow Adhesive, 12" x 12", Tan	1&2 Control Room Office 1	1&2 Control Room West Office 1	
2019-09-23	1&2CR-E41-004A	Plaster, No Coat	Exterior of 1&2 Control Room	1&2 Control Room Interior North	
2019-09-23	1&2CR-E41-004B	Plaster, No Coat	Exterior of 1&2 Control Room	1&2 Control Room Interior Northwest	
2019-09-23	1&2CR-E41-004C	Plaster, No Coat	Exterior of 1&2 Control Room	1&2 Control Room Insulation South	
2019-09-19	1&2CR-E41-005A	Ceiling Tile, 1' x 1', White	1&2 Control Room	1&2 Control Room Ceiling	
2019-09-19	1&2CR-E41-005B	Ceiling Tile, 1' x 1', White	1&2 Control Room	1&2 Control Room Ceiling	
2019-09-19	1&2CR-E41-005C	Ceiling Tile, 1' x 1', White	1&2 Control Room	1&2 Control Room Ceiling	
2019-09-19	1&2CR-E41-006A	Cove Base, Black	1&2 Control Room	1&2 Control Room North	
2019-09-19	1&2CR-E41-006B	Cove Base, Black	1&2 Control Room	1&2 Control Room Northeast	
2019-09-19	1&2CR-E41-006C	Cove Base, Black	1&2 Control Room	1&2 Control Room East	
2019-09-19	1&2CR-E41-007A	Floor Leveling Compound, White	1&2 Control Room Office 2	1&2 Control Room Office 2	
2019-09-19	1&2CR-E41-008A	Sheet Flooring with Yellow Adhesive, Brown	1&2 Control Room Office 2	1&2 Control Room Office 2	
2019-09-19	1&2CR-E41-008B	Sheet Flooring with Yellow Adhesive, Brown	1&2 Control Room Office 2	1&2 Control Room Office 2	

OrderID: 161919554

19554

Date Collected	Sample Identification	Material Description	Homogeneous Area	Sample Location	Lab Identification (Lab Use Only)
2019-09-19	1&2CR-E41-008C	Sheet Flooring with Yellow Adhesive, Brown	1&2 Control Room Office 2	1&2 Control Room Office 2	

Special Instruction to Laboratory:

N/A

CHAIN OF CUSTODY INFORMATION

Relinquished By:	Date	Time	Received By:	Date	Time
I. (Print): Sabrina Chan	2019-09-23	07:56:36 PDT	I. (Print): SR (WI)	9/23/19	11:30
(Sign): Schan			(Sign):		
II. (Print):			II. (Print):		
(Sign):			(Sign): JHEllis	9-24-19	9:40 am

OrderID: 161919554

EMSL Analytical, Inc.

6340 CastlePlace Dr. Indianapolis, IN 46250

Tel/Fax: (317) 803-2997 / (317) 803-3047

http://www.EMSL.com / indianapolislab@emsl.com

EMSL Order:	161919542
Customer ID:	32TRCS62
Customer PO:	330541
Project ID:	

Attention:	Michelle Campbell	**Phone:**	(949) 727-7388
	TRC Environmental Corp.	**Fax:**	(949) 727-7311
	17911 Von Karman Avenue	**Received Date:**	09/24/2019 9:40 AM
	Suite 400	**Analysis Date:**	09/25/2019 - 09/26/2019
	Irvine, CA 92614	**Collected Date:**	09/20/2019

Project: 330541 Morro Bay Exterior Units 1&2 - Pre-Demo ACM Survey, Morro Bay Power Plant - Units 1, 2, 3, and 4, Warehouse, Maintenance and Administration Building

Test Report: Asbestos Analysis of Bulk Materials via EPA 600/R-93/116 Method using Polarized Light Microscopy

			Non-Asbestos		Asbestos
Sample	**Description**	**Appearance**	**% Fibrous**	**% Non-Fibrous**	**% Type**
Ext-U1&2Stacks-001A *161919542-0001*	Exterior Units 1&2 West Stack Door - 1" White Rope Gasket	White/Blue Fibrous Homogeneous		30% Non-fibrous (Other)	70% Chrysotile
Ext-U1&2Stacks-002A-Brick *161919542-0002*	Exterior Units 1&2 West Stack Door - Red Brick with White Grout	Red/Black Non-Fibrous Heterogeneous		15% Quartz 85% Non-fibrous (Other)	None Detected
Ext-U1&2Stacks-002A-Grout *161919542-0002A*	Exterior Units 1&2 West Stack Door - Red Brick with White Grout	White Non-Fibrous Homogeneous		10% Quartz 90% Non-fibrous (Other)	None Detected
Ext-U1&2Stacks-002B-Brick *161919542-0003*	Exterior Units 1&2 West Stack Door - Red Brick with White Grout	Red/Black Non-Fibrous Heterogeneous		20% Quartz 80% Non-fibrous (Other)	None Detected
Ext-U1&2Stacks-002B-Grout *161919542-0003A*	Exterior Units 1&2 West Stack Door - Red Brick with White Grout	White Non-Fibrous Homogeneous		10% Quartz 90% Non-fibrous (Other)	None Detected
Ext-U1&2Stacks-002C-Brick *161919542-0004*	Exterior Units 1&2 West Stack Door - Red Brick with White Grout	Red/Black Non-Fibrous Homogeneous		30% Quartz 70% Non-fibrous (Other)	None Detected
Ext-U1&2Stacks-002C-Grout *161919542-0004A*	Exterior Units 1&2 West Stack Door - Red Brick with White Grout	Gray Non-Fibrous Homogeneous		15% Quartz 85% Non-fibrous (Other)	None Detected
Ext-U1&2Stacks-003A *161919542-0005*	Exterior Units 1&2 West Stack Door - Tan Gunite	Various Non-Fibrous Heterogeneous		25% Vermiculite 75% Non-fibrous (Other)	None Detected
Ext-U1&2Stacks-003B *161919542-0006*	Exterior Units 1&2 West Stack Door - Tan Gunite	Various Non-Fibrous Heterogeneous		25% Vermiculite 75% Non-fibrous (Other)	None Detected
Ext-U1&2Stacks-003C *161919542-0007*	Exterior Units 1&2 West Stack Door - Tan Gunite	Brown/Gray/White Non-Fibrous Homogeneous		30% Vermiculite 70% Non-fibrous (Other)	None Detected
Ext-U1&2Stacks-004A *161919542-0008*	Exterior Units 1&2 North - Caulking, Gray	Gray Fibrous Homogeneous		70% Non-fibrous (Other)	30% Chrysotile
Ext-U1&2Stacks-004B *161919542-0009*	Exterior Units 1&2 North - Caulking, Gray	Gray Fibrous Homogeneous		70% Non-fibrous (Other)	30% Chrysotile
Ext-U1&2Stacks-004C *161919542-0010*	Exterior Units 1&2 North - Caulking, Gray	Gray/White Fibrous Homogeneous		85% Non-fibrous (Other)	15% Chrysotile

Initial report from: 09/26/2019 10:03:11

EMSL Analytical, Inc.

6340 CastlePlace Dr. Indianapolis, IN 46250

Tel/Fax: (317) 803-2997 / (317) 803-3047

http://www.EMSL.com / indianapolislab@emsl.com

EMSL Order:	161919542
Customer ID:	32TRCS62
Customer PO:	330541
Project ID:	

Analyst(s)

Abigail Sheehan (9)

Emeline Frix (4)

Richard Harding, Laboratory Manager
or Other Approved Signatory

EMSL maintains liability limited to cost of analysis. The above analyses were performed in general compliance with Appendix E to Subpart E of 40 CFR (previously EPA 600/M4-82-020 "Interim Method"), but augmented with procedures outlined in the 1993 ("final") version of the method. This report relates only to the samples reported above, and may not be reproduced, except in full, without written approval by EMSL. EMSL bears no responsibility for sample collection activities or analytical method limitations. Interpretation and use of test results are the responsibility of the client. All samples received in acceptable condition unless otherwise noted. This report must not be used by the client to claim product certification, approval, or endorsement by NVLAP, NIST or any agency of the federal government. EMSL recommends gravimetric reduction for all non-friable organically bound materials prior to analysis. Estimation of uncertainty is available on request.

Samples analyzed by EMSL Analytical, Inc. Indianapolis, IN NVLAP Lab Code 200188-0, AZ0939, CA 2575, CO AL-15132, TX 300262

Initial report from: 09/26/2019 10:03:11

TRC

17911 Von Karman Avenue, Suite 400,
Irvine, CA 92614

161919542

ASBESTOS BULK SAMPLE CHAIN OF CUSTODY FORM

Client: Dynergy/Luminant	Project Number: 330541	Inspector(s): Tanis Gaines, Sabrina Chan, Matt Cuda, Kartik Bhatt, Hector Gonzalez, Chris Blake
Project Name: Morro Bay Exterior Units 1&2 - Pre-Demo ACM Survey Morro Bay Power Plant - Units 1, 2, 3 and 4, Warehouse, Maintenance and Administration Building	Tracking Number:	Requested TAT: 5 DAY
Email Results to: mlcampbell@trccompanies.com, schan@trccompanies.com, tgaines@trccompanies.com, CBlake@trccompanies.com	Analytical Method: PLM EPA 600/R-93/116	Lab Comments:

ASBESTOS BULK SAMPLE INFORMATION

Date Collected	Sample Identification	Material Description	Homogeneous Area	Sample Location	Lab Identification (Lab Use Only)
2019-09-20	Ext-U1&2Stacks-001A	1" White Rope Gasket	Throughout Stack	Exterior Units 1&2 West Stack Door	
2019-09-20	Ext-U1&2Stacks-002A	Red Brick with White Grout	Throughout Stack	Exterior Units 1&2 West Stack Door	
2019-09-20	Ext-U1&2Stacks-002B	Red Brick with White Grout	Throughout Stack	Exterior Units 1&2 West Stack Door	
2019-09-20	Ext-U1&2Stacks-002C	Red Brick with White Grout	Throughout Stack	Exterior Units 1&2 West Stack Door	
2019-09-20	Ext-U1&2Stacks-003A	Tan Gunite	Throughout Stack	Exterior Units 1&2 West Stack Door	

19542

Date Collected	Sample Identification	Material Description	Homogeneous Area	Sample Location	Lab Identification (Lab Use Only)
2019-09-20	Ext-U1&2Stacks-003B	Tan Gunite	Throughout Stack	Exterior Units 1&2 West Stack Door	
2019-09-20	Ext-U1&2Stacks-003C	Tan Gunite	Throughout Stack	Exterior Units 1&2 West Stack Door	
2019-09-20	Ext-U1&2Stacks-004A	Caulking, Gray	Units 1&2 Exterior	Exterior Units 1&2 North	
2019-09-20	Ext-U1&2Stacks-004B	Caulking, Gray	Units 1&2 Exterior	Exterior Units 1&2 North	
2019-09-20	Ext-U1&2Stacks-004C	Caulking, Gray	Units 1&2 Exterior	Exterior Units 1&2 North	

Special Instruction to Laboratory:

N/A

CHAIN OF CUSTODY INFORMATION

Relinquished By:	Date	Time	Received By:	Date	Time
I. (Print): Sabrina Chan	2019-09-23	07:53:31 PDT	I. (Print): SR (WA)	9/23/19	11:30
(Sign): Schan			(Sign):		
II. (Print):			II. (Print):		
(Sign):			(Sign): JH Ellis	9-24-19	940am

fx

OrderID: 161919542

EMSL Analytical, Inc.

6340 CastlePlace Dr. Indianapolis, IN 46250

Tel/Fax: (317) 803-2997 / (317) 803-3047

http://www.EMSL.com / indianapolislab@emsl.com

EMSL Order:	161919538
Customer ID:	32TRCS62
Customer PO:	330541
Project ID:	

Attention:	Michelle Campbell	**Phone:**	(949) 727-7388
	TRC Environmental Corp.	**Fax:**	(949) 727-7311
	17911 Von Karman Avenue	**Received Date:**	09/24/2019 9:40 AM
	Suite 400	**Analysis Date:**	09/27/2019
	Irvine, CA 92614	**Collected Date:**	09/16/2019 - 09/23/2019

Project: 330541 / Morro Bay Unit 3 - Pre-Demo ACM Survey / Morro Bay Power Plant - Units 1,2,3 & 4, Warehouse, Maintenance & Administration Bldg.

Test Report: Asbestos Analysis of Bulk Materials via EPA 600/R-93/116 Method using Polarized Light Microscopy

			Non-Asbestos		Asbestos
Sample	**Description**	**Appearance**	**% Fibrous**	**% Non-Fibrous**	**% Type**
U3-E6-001A *161919538-0001*	Unit 3, NW Corner, Beige Pipe - Black Gasket	Brown Non-Fibrous Homogeneous		100% Non-fibrous (Other)	None Detected
U3-E6-002A *161919538-0002*	Unit 3, NW Corner, By The Entry To The Hydrazine Storage Bin - Concrete	Gray/Tan Non-Fibrous Homogeneous		20% Quartz 80% Non-fibrous (Other)	None Detected
U3-E6-003A-Wrap *161919538-0003*	Unit 3, NW Corner, 3 Unit 7HTR Drain Cooler - 4" OD TSI Pipe Elbow	Gray/White Fibrous Homogeneous	20% Cellulose 40% Glass	40% Non-fibrous (Other)	None Detected
U3-E6-003A-Insulation *161919538-0003A*	Unit 3, NW Corner, 3 Unit 7HTR Drain Cooler - 4" OD TSI Pipe Elbow	White Fibrous Homogeneous	15% Cellulose 30% Min. Wool	55% Non-fibrous (Other)	None Detected
U3-E6-003B-Wrap *161919538-0004*	Unit 3, NW Corner, West Side Of The MV7 And MV8 - 4" OD TSI Pipe Elbow	Gray/White Fibrous Homogeneous	20% Cellulose 40% Glass	40% Non-fibrous (Other)	None Detected
U3-E6-003B-Insulation *161919538-0004A*	Unit 3, NW Corner, West Side Of The MV7 And MV8 - 4" OD TSI Pipe Elbow	White Fibrous Homogeneous	15% Cellulose 30% Min. Wool	55% Non-fibrous (Other)	None Detected
U3-E6-003C-Wrap *161919538-0005*	Unit 3, SW Corner, Heater Drip Pump, Suction Line - 4" OD TSI Pipe Elbow	Gray/White Fibrous Homogeneous	35% Cellulose 5% Glass	60% Non-fibrous (Other)	None Detected
U3-E6-003C-Insulation *161919538-0005A*	Unit 3, SW Corner, Heater Drip Pump, Suction Line - 4" OD TSI Pipe Elbow	White Fibrous Homogeneous		45% Non-fibrous (Other)	5% Amosite 50% Chrysotile
U3-E6-004A *161919538-0006*	Unit 3, NW Corner, 3 Unit 7HTR Drain Cooler - 4" OD Pipe Insulation With Metal Jacket	White Fibrous Homogeneous	10% Synthetic	90% Non-fibrous (Other)	None Detected
U3-E6-004B *161919538-0007*	Unit 3, NW Corner, West Side Of The MV7 And MV8 - 4" OD Pipe Insulation With Metal Jacket	White Fibrous Homogeneous	10% Synthetic	90% Non-fibrous (Other)	None Detected
U3-E6-004C *161919538-0008*	Unit 3, SW Corner, Heater Drip Pump, Suction Line - 4" OD Pipe Insulation With Metal Jacket	Gray/White Fibrous Homogeneous		83% Non-fibrous (Other)	15% Amosite 2% Chrysotile
U3-E6-005A *161919538-0009*	Unit 3, SW Corner, By The Exit Stairs - Fabric Duct Seam	White Fibrous Homogeneous	20% Cellulose	30% Non-fibrous (Other)	50% Chrysotile

Initial report from: 09/27/2019 17:30:03

EMSL Analytical, Inc.
6340 CastlePlace Dr. Indianapolis, IN 46250
Tel/Fax: (317) 803-2997 / (317) 803-3047
http://www.EMSL.com / indianapolislab@emsl.com

EMSL Order: 161919538
Customer ID: 32TRCS62
Customer PO: 330541
Project ID:

Test Report: Asbestos Analysis of Bulk Materials via EPA 600/R-93/116 Method using Polarized Light Microscopy

			Non-Asbestos		Asbestos
Sample	**Description**	**Appearance**	**% Fibrous**	**% Non-Fibrous**	**% Type**
U3-E6-006A-Wrap *161919538-0010*	Unit 3, SW Corner, Heater Drip Pump, Suction Line - 18" OD TSI Pipe Elbow	Gray/Tan Fibrous Homogeneous	70% Cellulose	30% Non-fibrous (Other)	None Detected
U3-E6-006A-Insulation *161919538-0010A*	Unit 3, SW Corner, Heater Drip Pump, Suction Line - 18" OD TSI Pipe Elbow	White Fibrous Homogeneous	15% Glass	25% Non-fibrous (Other)	20% Amosite 40% Chrysotile
U3-E6-006B-Wrap *161919538-0011*	Unit 3, SW Corner, Heater Drip Pump, Suction Line - 18" OD TSI Pipe Elbow	Gray/Tan Fibrous Homogeneous	80% Cellulose	20% Non-fibrous (Other)	None Detected
U3-E6-006B-Insulation *161919538-0011A*	Unit 3, SW Corner, Heater Drip Pump, Suction Line - 18" OD TSI Pipe Elbow	White Fibrous Homogeneous	15% Glass	25% Non-fibrous (Other)	20% Amosite 40% Chrysotile
U3-E6-006C-Wrap *161919538-0012*	Unit 3, SW Corner, Heater Drip Pump, Suction Line - 18" OD TSI Pipe Elbow	White/Red Fibrous Homogeneous	80% Cellulose	20% Non-fibrous (Other)	None Detected
U3-E6-006C-Insulation *161919538-0012A*	Unit 3, SW Corner, Heater Drip Pump, Suction Line - 18" OD TSI Pipe Elbow	White Fibrous Homogeneous		60% Non-fibrous (Other)	15% Amosite 25% Chrysotile
U3-E6-007A-Wrap *161919538-0013*	Unit 3, SW Corner, Heater Drip Pump, Suction Line, Above Exit Sign - 18" OD TSI Pipe Insulation With Metal Jacket	Tan Fibrous Homogeneous	90% Cellulose	10% Non-fibrous (Other)	None Detected
U3-E6-007A-Insulation *161919538-0013A*	Unit 3, SW Corner, Heater Drip Pump, Suction Line, Above Exit Sign - 18" OD TSI Pipe Insulation With Metal Jacket	White Fibrous Homogeneous	30% Cellulose	35% Non-fibrous (Other)	15% Amosite 20% Chrysotile
U3-E6-007B-Wrap *161919538-0014*	Unit 3, SW Corner, Heater Drip Pump, Suction Line - 18" OD TSI Pipe Insulation With Metal Jacket	Tan Fibrous Homogeneous	90% Cellulose	10% Non-fibrous (Other)	None Detected
U3-E6-007B-Insulation *161919538-0014A*	Unit 3, SW Corner, Heater Drip Pump, Suction Line - 18" OD TSI Pipe Insulation With Metal Jacket	White Fibrous Homogeneous		65% Non-fibrous (Other)	15% Amosite 20% Chrysotile
U3-E6-007C-Wrap *161919538-0015*	Unit 3, SW Corner, Heater Drip Pump, Suction Line - 18" OD TSI Pipe Insulation With Metal Jacket	Tan Fibrous Homogeneous	90% Cellulose	10% Non-fibrous (Other)	None Detected
U3-E6-007C-Insulation *161919538-0015A*	Unit 3, SW Corner, Heater Drip Pump, Suction Line - 18" OD TSI Pipe Insulation With Metal Jacket	White Fibrous Homogeneous		77% Non-fibrous (Other)	8% Amosite 15% Chrysotile
U3-E6-008A-Wrap *161919538-0016*	Unit 3, SW Corner, Heater Drip Pump, SW Side - 10" OD TSI Pipe Elbow	Tan/Red Fibrous Homogeneous	80% Cellulose	20% Non-fibrous (Other)	None Detected

Initial report from: 09/27/2019 17:30:03

EMSL Analytical, Inc.
6340 CastlePlace Dr. Indianapolis, IN 46250
Tel/Fax: (317) 803-2997 / (317) 803-3047
http://www.EMSL.com / indianapolislab@emsl.com

EMSL Order: 161919538
Customer ID: 32TRCS62
Customer PO: 330541
Project ID:

Test Report: Asbestos Analysis of Bulk Materials via EPA 600/R-93/116 Method using Polarized Light Microscopy

			Non-Asbestos		Asbestos
Sample	**Description**	**Appearance**	**% Fibrous**	**% Non-Fibrous**	**% Type**
U3-E6-008A-Insulation *161919538-0016A*	Unit 3, SW Corner, Heater Drip Pump, SW Side - 10" OD TSI Pipe Elbow	White Fibrous Homogeneous		40% Non-fibrous (Other)	20% Amosite 40% Chrysotile
U3-E6-008B-Wrap *161919538-0017*	Unit 3, SW Corner, By The 3 Turb Lube Oil Bowser - 10" OD TSI Pipe Elbow	Gray/White Fibrous Homogeneous	80% Cellulose	20% Non-fibrous (Other)	None Detected
U3-E6-008B-Insulation *161919538-0017A*	Unit 3, SW Corner, By The 3 Turb Lube Oil Bowser - 10" OD TSI Pipe Elbow	White Fibrous Homogeneous		40% Non-fibrous (Other)	20% Amosite 40% Chrysotile
U2-E6-008C-Wrap *161919538-0018*	Unit 3, SW Corner, Heater Drip Pump, SW Corner - 10" OD TSI Pipe Elbow	Gray/White Fibrous Homogeneous	80% Cellulose	20% Non-fibrous (Other)	None Detected
U2-E6-008C-Insulation *161919538-0018A*	Unit 3, SW Corner, Heater Drip Pump, SW Corner - 10" OD TSI Pipe Elbow	White Fibrous Homogeneous		60% Non-fibrous (Other)	25% Amosite 15% Chrysotile
U3-E6-009A *161919538-0019*	Unit 3, SW Corner, Heater Drip Pump, SW Side - 10" OD TSI Pipe Insulation With Metal Jacket	White Fibrous Homogeneous		55% Non-fibrous (Other)	30% Amosite 15% Chrysotile
U3-E6-009B *161919538-0020*	Unit 3, NW Side, West Wall By The Cage - 10" OD TSI Pipe Insulation With Metal Jacket	White Fibrous Homogeneous	60% Synthetic	40% Non-fibrous (Other)	None Detected
U3-E6-009C *161919538-0021*	Unit 3, NW Corner, By The Hydrazine Storage Bin - 10" OD TSI Pipe Insulation With Metal Jacket	White Non-Fibrous Homogeneous	5% Synthetic	<1% Mica 95% Non-fibrous (Other)	None Detected
U3-E6-010A *161919538-0022*	Unit 3, SW Corner, East Of The MV7 And MV8 - 4" OD White Gasket	Brown Fibrous Homogeneous	80% Cellulose	20% Non-fibrous (Other)	None Detected
U3-E6-011A *161919538-0023*	Unit 3, Foil Wall East Of Hydrazine Storage Bin - Foil Wall Insulation	Yellow Fibrous Homogeneous	98% Glass	2% Non-fibrous (Other)	None Detected
E3-E6-011B *161919538-0024*	Wall Across Condensate Pump #7 - Foil Wall Insulation	Yellow Fibrous Homogeneous	98% Glass	2% Non-fibrous (Other)	None Detected
U3-E6-011C *161919538-0025*	Wall Across Condensate Pump #5 - Foil Wall Insulation	Yellow Fibrous Homogeneous	98% Glass	2% Non-fibrous (Other)	None Detected
U3-E6-012A-Wrap *161919538-0026*	Unit 3, No. 3 Unit Misc. Drip Tank - No. 3 Unit Misc. Drip Tank Insulation	White/Green Fibrous Homogeneous	80% Cellulose	20% Non-fibrous (Other)	None Detected
U3-E6-012A-Insulation *161919538-0026A*	Unit 3, No. 3 Unit Misc. Drip Tank - No. 3 Unit Misc. Drip Tank Insulation	White Fibrous Homogeneous		75% Non-fibrous (Other)	15% Amosite 10% Chrysotile

Initial report from: 09/27/2019 17:30:03

EMSL Analytical, Inc.
6340 CastlePlace Dr. Indianapolis, IN 46250
Tel/Fax: (317) 803-2997 / (317) 803-3047
http://www.EMSL.com / indianapolislab@emsl.com

EMSL Order:	161919538
Customer ID:	32TRCS62
Customer PO:	330541
Project ID:	

Test Report: Asbestos Analysis of Bulk Materials via EPA 600/R-93/116 Method using Polarized Light Microscopy

			Non-Asbestos		Asbestos
Sample	**Description**	**Appearance**	**% Fibrous**	**% Non-Fibrous**	**% Type**
U3-E6-012B-Wrap *161919538-0027*	Unit 3, No. 3 Unit Misc. Drip Tank - No. 3 Unit Misc. Drip Tank Insulation	White/Green Fibrous Homogeneous	80% Cellulose	20% Non-fibrous (Other)	None Detected
U3-E6-012B-Insulation *161919538-0027A*	Unit 3, No. 3 Unit Misc. Drip Tank - No. 3 Unit Misc. Drip Tank Insulation	White Fibrous Homogeneous		75% Non-fibrous (Other)	15% Amosite 10% Chrysotile
U3-E6-012C-Wrap *161919538-0028*	Unit 3, No. 3 Unit Misc. Drip Tank - No. 3 Unit Misc. Drip Tank Insulation	White/Green Fibrous Homogeneous	80% Cellulose	20% Non-fibrous (Other)	None Detected
U3-E6-012C-Insulation *161919538-0028A*	Unit 3, No. 3 Unit Misc. Drip Tank - No. 3 Unit Misc. Drip Tank Insulation	White Fibrous Homogeneous		60% Non-fibrous (Other)	15% Amosite 25% Chrysotile
U3-E6-013A *161919538-0029*	Unit 3, Center By The Motor Heater Feed From LP5-3 - Sea Water Concrete Pipe	Gray Non-Fibrous Homogeneous		30% Quartz 70% Non-fibrous (Other)	None Detected
U3-E6-014A *161919538-0030*	Unit 3, Sea Water Pipe, Center By The Motor Heater Feed From LP5-3 - Concrete Seam Patch	Gray Non-Fibrous Homogeneous		20% Quartz 80% Non-fibrous (Other)	None Detected
U3-E6-015A *161919538-0031*	Unit 3, Sea Water Pipe, Center By The Motor Heater Feed From LP5-3 - Black Gasket Material On Sea Water Pipe	Brown/Black/Rust Non-Fibrous Homogeneous		100% Non-fibrous (Other)	None Detected
U3-E15-016A *161919538-0032*	South East Corner Pipe Run Near Unit 3 Turning Gear Dr. motor 3-1 - 18" OD TSI Insulation With Metal Jacket	Brown Fibrous Homogeneous	98% Glass	2% Non-fibrous (Other)	None Detected
U3-E28-016B *161919538-0033*	Elevation 28 In Between Boiler Platform And Condenser - 18" OD TSI Insulation With Metal Jacket	White Fibrous Homogeneous		20% Non-fibrous (Other)	60% Amosite 20% Chrysotile
U3-E41-016C-Insulation *161919538-0034*	Elevation 41 West Of Boiler - 18" OD TSI Insulation With Metal Jacket	White Fibrous Homogeneous		40% Non-fibrous (Other)	50% Amosite 10% Chrysotile
U3-E41-016C-Tape *161919538-0034A*	Elevation 41 West Of Boiler - 18" OD TSI Insulation With Metal Jacket	Brown Fibrous Homogeneous	98% Cellulose	2% Non-fibrous (Other)	None Detected
U3-E15-017A-Wrap *161919538-0035*	Elevation 15 Pipe Run Near Unit 3 Turning Gear Dr. motor - 18" OD TSI Pipe Elbow Insulation	White Fibrous Homogeneous	98% Glass	2% Non-fibrous (Other)	None Detected

Initial report from: 09/27/2019 17:30:03

EMSL Analytical, Inc.
6340 CastlePlace Dr. Indianapolis, IN 46250
Tel/Fax: (317) 803-2997 / (317) 803-3047
http://www.EMSL.com / indianapolislab@emsl.com

EMSL Order:	161919538
Customer ID:	32TRCS62
Customer PO:	330541
Project ID:	

Test Report: Asbestos Analysis of Bulk Materials via EPA 600/R-93/116 Method using Polarized Light Microscopy

			Non-Asbestos		Asbestos
Sample	**Description**	**Appearance**	**% Fibrous**	**% Non-Fibrous**	**% Type**
U3-E15-017A-Insulation *161919538-0035A*	Elevation 15 Pipe Run Near Unit 3 Turning Gear Dr. motor - 18" OD TSI Pipe Elbow Insulation	Brown Fibrous Homogeneous	98% Cellulose	2% Non-fibrous (Other)	None Detected
U3-E15-017A-Insulation *161919538-0035B*	Elevation 15 Pipe Run Near Unit 3 Turning Gear Dr. motor - 18" OD TSI Pipe Elbow Insulation	White Fibrous Homogeneous	10% Cellulose 30% Min. Wool 5% Glass	55% Non-fibrous (Other)	None Detected
U3-E28-017B *161919538-0036*	Elevation 28 Between Boiler Platform And Condenser - 18" OD TSI Pipe Elbow Insulation	White Fibrous Homogeneous	<1% Fibrous (Other)	30% Non-fibrous (Other)	10% Amosite 60% Chrysotile
U3-E41-017C-Wrap *161919538-0037*	Elevation 41 West Of Boiler - 18" OD TSI Pipe Elbow Insulation	White Fibrous Homogeneous	95% Cellulose	5% Non-fibrous (Other)	None Detected
U3-E41-017C-Insulation *161919538-0037A*	Elevation 41 West Of Boiler - 18" OD TSI Pipe Elbow Insulation	White Fibrous Homogeneous		50% Non-fibrous (Other)	20% Amosite 30% Chrysotile
U3-E15-018A *161919538-0038*	Elevation 15 South East Corner Pipe Run Near Unit 3 Drive Motor - 10" OD TSI Pipe Insulation With Metal Jacket	Pink Fibrous Homogeneous	20% Cellulose	80% Non-fibrous (Other)	None Detected
U3-E15-018B *161919538-0039*	Elevation 15 Vertical Pipe Runs South Of Unit 3 Condenser - 10" OD TSI Pipe Insulation With Metal Jacket	White Fibrous Homogeneous		78% Non-fibrous (Other)	20% Amosite 2% Chrysotile
U3-E15-018C *161919538-0040*	Elevation 15 TSI Pipe Run Northeast Of Condenser Number 3 - 10" OD TSI Pipe Insualtion With Metal Jacket	White Non-Fibrous Homogeneous		100% Non-fibrous (Other)	None Detected
U3-E28-018D *161919538-0041*	Elevation 28 South East Corner Near Boiler - 10" OD TSI Pipe Insulation With Metal Jacket	White Fibrous Homogeneous	20% Cellulose	80% Non-fibrous (Other)	None Detected
U3-E15-019A-Wrap *161919538-0042*	Elevation 15 South Side Duct - 4' TSI Wrapped Duct	White Fibrous Homogeneous	90% Cellulose	10% Non-fibrous (Other)	None Detected
U3-E15-019A-Insulation *161919538-0042A*	Elevation 15 South Side Duct - 4' TSI Wrapped Duct	White Fibrous Homogeneous	60% Min. Wool	40% Non-fibrous (Other)	None Detected
U3-E15-019B-Insulation *161919538-0043*	Elevation 15 SE Side Duct - 4' TSI Wrapped Duct	Brown Fibrous Homogeneous		98% Non-fibrous (Other)	2% Chrysotile
U3-E15-019B-Mastic *161919538-0043A*	Elevation 15 SE Side Duct - 4' TSI Wrapped Duct	Brown Non-Fibrous Homogeneous		100% Non-fibrous (Other)	None Detected
U3-E15-019C-Wrap *161919538-0044*	Elevation 15 East Side Duct - 4' TSI Wrapped Duct	White Fibrous Homogeneous	95% Glass	5% Non-fibrous (Other)	None Detected

Initial report from: 09/27/2019 17:30:03

EMSL Analytical, Inc.
6340 CastlePlace Dr. Indianapolis, IN 46250
Tel/Fax: (317) 803-2997 / (317) 803-3047
http://www.EMSL.com / indianapolislab@emsl.com

EMSL Order:	161919538
Customer ID:	32TRCS62
Customer PO:	330541
Project ID:	

Test Report: Asbestos Analysis of Bulk Materials via EPA 600/R-93/116 Method using Polarized Light Microscopy

			Non-Asbestos		Asbestos
Sample	**Description**	**Appearance**	**% Fibrous**	**% Non-Fibrous**	**% Type**
U3-E15-019C-Insulation *161919538-0044A*	Elevation 15 East Side Duct - 4' TSI Wrapped Duct	Gray/White Fibrous Homogeneous	20% Min. Wool	80% Non-fibrous (Other)	None Detected
U3-E15-020A *161919538-0045*	Elevation 15 Duct Near Column H16 - Fabric Duct Seam	Gray/White Fibrous Homogeneous		30% Non-fibrous (Other)	70% Chrysotile
U3-E15-021A *161919538-0046*	Elevation 15 Pipe Run near Column J 19 - 6" OD TSI Pipe Insulation With Metal Jacket	Brown/White Fibrous Heterogeneous	15% Cellulose	15% Non-fibrous (Other)	65% Amosite 5% Chrysotile
U3-E15-021B *161919538-0047*	Elevation 15 TSI Pipe Run South Of Condenser - 6" OD TSI Pipe Insulation With Metal Jacket	White Fibrous Homogeneous		35% Non-fibrous (Other)	60% Amosite 5% Chrysotile
U3-E15-021C *161919538-0048*	Elevation 15 TSI Pipe Run South Of Condenser - 6" OD TSI Pipe Insulation With Metal Jacket	Brown/White Fibrous Heterogeneous	10% Cellulose	10% Non-fibrous (Other)	20% Amosite 60% Chrysotile
U3-E28-021D-Insulation *161919538-0049*	Elevation 28 N. Of Boiler Platform - 6" OD TSI Pipe Insulation With Metal Jacket	White Fibrous Homogeneous		50% Non-fibrous (Other)	10% Amosite 40% Chrysotile
U3-E28-021D-Tape *161919538-0049A*	Elevation 28 N. Of Boiler Platform - 6" OD TSI Pipe Insulation With Metal Jacket	Brown Fibrous Homogeneous	98% Cellulose	2% Non-fibrous (Other)	None Detected
U3-E15-022A *161919538-0050*	Elevation 15 Pipe Run At Elbow near Column J 19 - 6" OD TSI Pipe Elbow	White Fibrous Homogeneous		30% Non-fibrous (Other)	5% Amosite 65% Chrysotile
U3-E15-022B-Wrap *161919538-0051* *Result includes a small amount of inseparable attached material*	Elevation 15 South Of Condenser At TSI Pipe Elbows - 6" OD TSI Pipe Elbow	White Fibrous Homogeneous	80% Cellulose	15% Non-fibrous (Other)	5% Chrysotile
U3-E15-022B-Insulation *161919538-0051A*	Elevation 15 South Of Condenser At TSI Pipe Elbows - 6" OD TSI Pipe Elbow	Gray/White Fibrous Homogeneous	20% Cellulose	15% Non-fibrous (Other)	5% Amosite 60% Chrysotile
U3-E15-022C *161919538-0052*	Elevation 15 South Of Condensers At TSI Pipe Elbows - 6" OD TSI Pipe Elbow	White Fibrous Homogeneous		20% Non-fibrous (Other)	20% Amosite 60% Chrysotile
U3-E28-022D *161919538-0053*	Elevation 28 N. A Boiler Platform - 6" OD TSI Pipe Elbow	White Fibrous Homogeneous		45% Non-fibrous (Other)	35% Amosite 20% Chrysotile
U3-E15-023A *161919538-0054*	Elevation 15 TSI Run Near Column J 17 - 36" OD TSI Pipe Insulation With Metal Jacket	White Fibrous Homogeneous		30% Non-fibrous (Other)	60% Amosite 10% Chrysotile

Initial report from: 09/27/2019 17:30:03

EMSL Analytical, Inc.
6340 CastlePlace Dr. Indianapolis, IN 46250
Tel/Fax: (317) 803-2997 / (317) 803-3047
http://www.EMSL.com / indianapolislab@emsl.com

EMSL Order: 161919538
Customer ID: 32TRCS62
Customer PO: 330541
Project ID:

Test Report: Asbestos Analysis of Bulk Materials via EPA 600/R-93/116 Method using Polarized Light Microscopy

			Non-Asbestos		Asbestos
Sample	**Description**	**Appearance**	**% Fibrous**	**% Non-Fibrous**	**% Type**
U3-E15-023B *161919538-0055*	Elevation 15 PSI Pipe Run South Condenser - 36" OD TSI Pipe Insulation With Metal Jacket	White Fibrous Homogeneous		40% Non-fibrous (Other)	40% Amosite 20% Chrysotile
U3-E15-023C *161919538-0056*	Elevation 15 TSI Pipe Run North Of Fan Unit Near Column J 19 - 36" OD TSI Pipe Insulation With Metal Jacket	White Fibrous Homogeneous		20% Non-fibrous (Other)	20% Amosite 60% Chrysotile
U3-E28-023D *161919538-0057*	Elevation 28 South East Corner Near Boiler - 36" OD TSI Pipe Insulation With Metal Jacket	White Fibrous Homogeneous		50% Non-fibrous (Other)	10% Amosite 40% Chrysotile
U3-E15-024A-Wrap *161919538-0058* *Result includes a small amount of inseparable attached material*	Pipe Elbow Elevation 15 Near Column J 17 - 36" OD TSI Pipe Elbow	White Fibrous Homogeneous	70% Cellulose	28% Non-fibrous (Other)	2% Amosite
U3-E15-024A-Insulation *161919538-0058A*	Pipe Elbow Elevation 15 Near Column J 17 - 36" OD TSI Pipe Elbow	White Fibrous Homogeneous		20% Non-fibrous (Other)	70% Amosite 10% Chrysotile
U3-E65-024B *161919538-0059*	Unit 3, Elevation 65 Platform - 36" OD TSI Pipe Elbow	Tan/White Non-Fibrous Homogeneous		100% Non-fibrous (Other)	None Detected
U3-E65-024C *161919538-0060*	Unit 3, Elevation 65 Platform, NW Side - 36" OD TSI Pipe Elbow	Gray/White Non-Fibrous Homogeneous	10% Min. Wool	90% Non-fibrous (Other)	None Detected
U3-E15-025A *161919538-0061*	Number 4 Heater Drip Pipe - 12" OD TSI Pipe Insulation With Metal Jacket	Brown/White Fibrous Heterogeneous	10% Cellulose	20% Non-fibrous (Other)	35% Amosite 35% Chrysotile
U3-E15-025B *161919538-0062*	Elevation 15 Number 4 Heater Drip Line - 12" OD TSI Pipe Insulation With Metal Jacket	White Fibrous Homogeneous		20% Non-fibrous (Other)	30% Amosite 50% Chrysotile
U3-E15-025C-Wrap *161919538-0063*	Elevation 15 North Of Condenser 3 Pipe Insulation Run - 12" OD TSI Pipe Insulation With Metal Jacket	White Fibrous Homogeneous	95% Cellulose	5% Non-fibrous (Other)	None Detected
U3-E15-025C-Insulation *161919538-0063A*	Elevation 15 North Of Condenser 3 Pipe Insulation Run - 12" OD TSI Pipe Insulation With Metal Jacket	White Fibrous Homogeneous		70% Non-fibrous (Other)	20% Amosite 10% Chrysotile
U3-E28-025D *161919538-0064*	Elevation 28 E. Of Boiler Platform - 12" OD TSI Pipe Insulation With Metal Jacket	White Non-Fibrous Homogeneous	10% Synthetic	90% Non-fibrous (Other)	None Detected

Initial report from: 09/27/2019 17:30:03

EMSL Analytical, Inc.
6340 CastlePlace Dr. Indianapolis, IN 46250
Tel/Fax: (317) 803-2997 / (317) 803-3047
http://www.EMSL.com / indianapolislab@emsl.com

EMSL Order:	161919538
Customer ID:	32TRCS62
Customer PO:	330541
Project ID:	

Test Report: Asbestos Analysis of Bulk Materials via EPA 600/R-93/116 Method using Polarized Light Microscopy

			Non-Asbestos		Asbestos
Sample	**Description**	**Appearance**	**% Fibrous**	**% Non-Fibrous**	**% Type**
U3-E15-026A *161919538-0065*	Elevation 15 Pipe Elbow Near Column 16 - 12" OD TSI Pipe Elbow	White Fibrous Homogeneous		45% Non-fibrous (Other)	15% Amosite 40% Chrysotile
U3-E15-026B *161919538-0066*	Elevation 15 Number 4 Heater Drip Line Pipe Elbow - 12" OD TSI Pipe Elbow	White Fibrous Homogeneous		50% Non-fibrous (Other)	10% Amosite 40% Chrysotile
U3-E15-026C *161919538-0067*	Elevation 15 Pipe Insulation Elbow North Of Condenser Number 3 - 12" OD TSI Pipe Elbow	White Fibrous Homogeneous		45% Non-fibrous (Other)	15% Amosite 40% Chrysotile
U3-E15-027A *161919538-0068*	Elevation 15 PSI Pipe Elbow Insulation On Unit For Heater Drip Pipe - 10" OD TSI Pipe Elbow	White Fibrous Homogeneous		55% Non-fibrous (Other)	10% Amosite 30% Chrysotile 5% Crocidolite
U3-E28-027B *161919538-0069*	Elevation 28 Near Condenser Southside - 10" OD TSI Pipe Elbow	White Fibrous Homogeneous		58% Non-fibrous (Other)	10% Amosite 30% Chrysotile 2% Crocidolite
U3-E41-027C *161919538-0070*	Elevation 41 Near Column J 17 - 10" OD TSI Pipe Elbow	White Fibrous Homogeneous		50% Non-fibrous (Other)	30% Amosite 20% Chrysotile
U3-E15-028A *161919538-0071*	Elevation 15 Number 3 Unit 4160 V Switchgear Room Wall - CMU With Mortar	Various Non-Fibrous Heterogeneous		15% Quartz 85% Non-fibrous (Other)	None Detected
U3-E15-028B *161919538-0072*	Elevation 15 Number 3 Unit 4160 V Switchgear Room Wall - CMU With Mortar	Various Non-Fibrous Heterogeneous		15% Quartz 85% Non-fibrous (Other)	None Detected
U3-E15-028C *161919538-0073*	Elevation 15 Number 3 Unit 4160 V Switchgear Room Wall - CMU With Mortar	Various Non-Fibrous Homogeneous		15% Quartz 85% Non-fibrous (Other)	None Detected
U3-E15-029A *161919538-0074*	Elevation 15 Number 3 Unit Condenser At Gasket - Large Condenser Gasket	White/Black/Green Fibrous Homogeneous		75% Non-fibrous (Other)	25% Chrysotile
U3-E15-030A *161919538-0075*	Elevation 15 Concrete Floor At Joint - Concrete Expansion Joint	Brown Non-Fibrous Homogeneous		100% Non-fibrous (Other)	None Detected
U3-E15-030B *161919538-0076*	Elevation 15 Concrete Floor At Joint - Concrete Expansion Joint	Brown Non-Fibrous Homogeneous		100% Non-fibrous (Other)	None Detected
U3-E15-030C *161919538-0077*	Elevation 15 Concrete Floor At Joint - Concrete Expansion Joint	Brown Non-Fibrous Homogeneous		100% Non-fibrous (Other)	None Detected

Initial report from: 09/27/2019 17:30:03

EMSL Analytical, Inc.
6340 CastlePlace Dr. Indianapolis, IN 46250
Tel/Fax: (317) 803-2997 / (317) 803-3047
http://www.EMSL.com / indianapolislab@emsl.com

EMSL Order:	161919538
Customer ID:	32TRCS62
Customer PO:	330541
Project ID:	

Test Report: Asbestos Analysis of Bulk Materials via EPA 600/R-93/116 Method using Polarized Light Microscopy

			Non-Asbestos		Asbestos
Sample	**Description**	**Appearance**	**% Fibrous**	**% Non-Fibrous**	**% Type**
U3-E15-031A *161919538-0078*	Elevation 15 North Of Column H 18 - Small Tube Fabric Insulation With Foil Cover	White Fibrous Homogeneous	98% Glass	2% Non-fibrous (Other)	None Detected
U3-E15-031B *161919538-0079*	Elevation 15 North Of Column H 18 - Small Tube Fabric Insulation With Foil Cover	White Fibrous Homogeneous	98% Glass	2% Non-fibrous (Other)	None Detected
U3-E28-031C *161919538-0080*	Elevation 28 West Of Condenser - Small Tube Fabric Insulation With Foil Cover	White Fibrous Homogeneous	98% Glass	2% Non-fibrous (Other)	None Detected
U3-E15-032A *161919538-0081*	Elevation 15 South End Of Condenser - 25" OD Gasket	Brown Fibrous Homogeneous	40% Cellulose	60% Non-fibrous (Other)	None Detected
U3-E15-033A *161919538-0082*	Elevation 15 South End At Fan Unit Wall - TSI Wall Insulation With Canvas	White Fibrous Homogeneous	30% Min. Wool	65% Non-fibrous (Other)	5% Chrysotile
U3-E28-033B *161919538-0083*	Elevation 28 On Boiler Platform At Boiler Wall - TSI Wall Insulation With Canvas	White Fibrous Homogeneous	30% Min. Wool	65% Non-fibrous (Other)	5% Chrysotile
U3-E41-033C *161919538-0084*	Elevation 41 E. Side Of Boiler Wall - TSI Wall Insulation With Canvas	White Fibrous Homogeneous	30% Min. Wool	65% Non-fibrous (Other)	5% Chrysotile
U3-E28-034A *161919538-0085*	Elevation 28 N. Of Boiler Platform - 8" OD TSI Pipe Insulation With Metal Jacket	White Fibrous Homogeneous		85% Non-fibrous (Other)	10% Amosite 5% Chrysotile
U3-E94-034B *161919538-0086*	Unit 3, Elevation 94, SW Corner Of The Boiler - 8" OD TSI Pipe Insulation With Metal Jacket	White Fibrous Homogeneous		85% Non-fibrous (Other)	10% Amosite 5% Chrysotile
U3-E108-034C *161919538-0087*	Unit 3, Elevation 108, NW Corner By The Boiler - 8" OD TSI Pipe Insulation With Metal Jacket	White Fibrous Homogeneous		85% Non-fibrous (Other)	10% Amosite 5% Chrysotile
U3-E28-035A *161919538-0088*	Elevation 28 Between Boiler Platform And Condenser - 2" OD TSI Pipe Insulation With Metal Jacket	White Fibrous Homogeneous		80% Non-fibrous (Other)	15% Amosite 5% Chrysotile
U3-E28-035B *161919538-0089*	Elevation 28 Between Boiler Platform And Condenser - 2" OD TSI Pipe Insulation With Metal Jacket				Not Submitted

Initial report from: 09/27/2019 17:30:03

EMSL Analytical, Inc.
6340 CastlePlace Dr. Indianapolis, IN 46250
Tel/Fax: (317) 803-2997 / (317) 803-3047
http://www.EMSL.com / indianapolislab@emsl.com

EMSL Order:	161919538
Customer ID:	32TRCS62
Customer PO:	330541
Project ID:	

Test Report: Asbestos Analysis of Bulk Materials via EPA 600/R-93/116 Method using Polarized Light Microscopy

			Non-Asbestos		Asbestos
Sample	**Description**	**Appearance**	**% Fibrous**	**% Non-Fibrous**	**% Type**
U3-E28-035C *161919538-0090*	Elevation 28 Between Boiler Platform And Condenser - 2" OD TSI Pipe Insulation With Metal Jacket				Not Submitted
U3-E28-036A *161919538-0091*	Elevation 28 Between Boiler Platform And Condenser - 2" OD TSI Pipe Elbow	White Fibrous Homogeneous	5% Cellulose	73% Non-fibrous (Other)	20% Amosite 2% Chrysotile
U3-E28-036B *161919538-0092*	Elevation 28 Between Boiler Platform And Condenser - 2" OD TSI Pipe Elbow	White Fibrous Homogeneous		50% Non-fibrous (Other)	10% Amosite 40% Chrysotile
U3-E28-036C *161919538-0093*	Elevation 28 Between Boiler Platform And Condenser - 2" OD TSI Pipe Elbow	White Fibrous Homogeneous		68% Non-fibrous (Other)	30% Amosite 2% Chrysotile
U3-E28-037A-Insulation *161919538-0094*	Elevation 28 Drip Pot Tank West Of Condenser - TSI Tank Insulation	White Fibrous Homogeneous		60% Non-fibrous (Other)	20% Amosite 20% Chrysotile
U3-E28-037A-Wrap *161919538-0094A*	Elevation 28 Drip Pot Tank West Of Condenser - TSI Tank Insulation	White Fibrous Homogeneous	95% Cellulose	5% Non-fibrous (Other)	None Detected
U3-E28-037B-Insulation *161919538-0095*	Tank Behind Boiler, West Side - TSI Tank Insulation	White Fibrous Homogeneous		35% Non-fibrous (Other)	5% Amosite 60% Chrysotile
U3-E28-037B-Wrap *161919538-0095A*	Tank Behind Boiler, West Side - TSI Tank Insulation	White Fibrous Homogeneous	95% Cellulose	5% Non-fibrous (Other)	None Detected
U3-E28-037C-Insulation *161919538-0096*	Tank Behind Boiler, West Side - TSI Tank Insulation	White Fibrous Homogeneous		40% Non-fibrous (Other)	10% Amosite 50% Chrysotile
U3-E28-037C-Wrap *161919538-0096A*	Tank Behind Boiler, West Side - TSI Tank Insulation	White Fibrous Homogeneous	95% Cellulose	5% Non-fibrous (Other)	None Detected
U3-E28-038A-Insulation *161919538-0097*	Elevation 28 East Of Boiler Platform Number 5 Heat Exchanger - TSI Heat Exchanger Insulation	White Fibrous Homogeneous		40% Non-fibrous (Other)	20% Amosite 40% Chrysotile
U3-E28-038A-Wrap *161919538-0097A*	Elevation 28 East Of Boiler Platform Number 5 Heat Exchanger - TSI Heat Exchanger Insulation	Gray/White Fibrous Homogeneous	95% Cellulose	5% Non-fibrous (Other)	None Detected
U3-E28-038B-Insulation *161919538-0098*	Elevation 28 W. Of Boiler Platform Heat Exchanger Number 6 - TSI Heat Exchanger Insulation	White Fibrous Homogeneous		45% Non-fibrous (Other)	5% Amosite 50% Chrysotile
U3-E28-038B-Wrap *161919538-0098A*	Elevation 28 W. Of Boiler Platform Heat Exchanger Number 6 - TSI Heat Exchanger Insulation	White Fibrous Homogeneous	95% Cellulose	5% Non-fibrous (Other)	None Detected

Initial report from: 09/27/2019 17:30:03

EMSL Analytical, Inc.
6340 CastlePlace Dr. Indianapolis, IN 46250
Tel/Fax: (317) 803-2997 / (317) 803-3047
http://www.EMSL.com / indianapolislab@emsl.com

EMSL Order: 161919538
Customer ID: 32TRCS62
Customer PO: 330541
Project ID:

Test Report: Asbestos Analysis of Bulk Materials via EPA 600/R-93/116 Method using Polarized Light Microscopy

			Non-Asbestos		Asbestos
Sample	**Description**	**Appearance**	**% Fibrous**	**% Non-Fibrous**	**% Type**
U3-E28-038C *161919538-0099*	Elevation 28 E. Of Boiler Platform Heat Exchanger Number 6 - TSI Heat Exchanger Insulation	White Fibrous Homogeneous		45% Non-fibrous (Other)	5% Amosite 50% Chrysotile
U3-E28-039A *161919538-0100*	Elevation 28 Fan Dampener Near Boiler - Black Vibration Joint	White/Black Fibrous Homogeneous	10% Glass	90% Non-fibrous (Other)	None Detected
U3-E28-039B *161919538-0101*	Elevation 28 Fan Dampener Near Boiler, SE Side - Black Vibration Joint	White/Black Fibrous Homogeneous	50% Glass	50% Non-fibrous (Other)	None Detected
U3-E28-040A *161919538-0102*	Elevation 28 At Fan Dampener Near Boiler - Fabric Joint	White Fibrous Homogeneous	98% Glass	2% Non-fibrous (Other)	None Detected
U3-E28-041A *161919538-0103*	Elevation 28 S. Of Condenser - 4" OD Black Gasket	Black Fibrous Homogeneous	50% Synthetic	50% Non-fibrous (Other)	None Detected
U3-E28-042A *161919538-0104*	Elevation 28 S. Of Condenser - 3" OD Black Gasket	Brown Fibrous Homogeneous	50% Synthetic	50% Non-fibrous (Other)	None Detected
U3-E28-043A *161919538-0105*	Elevation 28 S. Of Condenser - 6" OD Green Gasket	White/Green Fibrous Homogeneous	50% Synthetic	50% Non-fibrous (Other)	None Detected
U3-E28-044A *161919538-0106*	Elevation 28 Number To FW Heater And Let Bypass Valve - 16" OD Black Gasket	Black Fibrous Homogeneous	60% Cellulose	40% Non-fibrous (Other)	None Detected
U3-E28-045A *161919538-0107*	Elevation 28 Near Column F 22 - 10" OD White Gasket	Blue/Green Fibrous Homogeneous	40% Synthetic	60% Non-fibrous (Other)	None Detected
U3-E28-046A *161919538-0108*	Elevation 28 Near Column F 22 - 8" OD White Gasket	Tan/Blue Fibrous Homogeneous	40% Synthetic	60% Non-fibrous (Other)	None Detected
U3-E41-047A-Cove Base *161919538-0109*	Elevation 41 Unit 3/4 Control Room Wall Base - Cove Base, Brown	Gray Non-Fibrous Homogeneous		100% Non-fibrous (Other)	None Detected
U3-E41-047A-Mastic *161919538-0109A*	Elevation 41 Unit 3/4 Control Room Wall Base - Cove Base, Brown	Brown/Tan Non-Fibrous Homogeneous		100% Non-fibrous (Other)	None Detected
U3-E41-047B-Cove Base *161919538-0110*	Elevation 41 Unit 3/4 Control Room, East Wall - Cove Base, Brown	Gray Non-Fibrous Homogeneous		100% Non-fibrous (Other)	None Detected
U3-E41-047B-Mastic *161919538-0110A*	Elevation 41 Unit 3/4 Control Room, East Wall - Cove Base, Brown	Brown/Tan Non-Fibrous Homogeneous		100% Non-fibrous (Other)	None Detected
U3-E41-048A *161919538-0111*	Elevation 41 Unit 3/4 Control Room, West Wall By Entry - Carpet Glue	Yellow Non-Fibrous Homogeneous		100% Non-fibrous (Other)	None Detected
U3-E41-048B *161919538-0112*	Elevation 41 Unit 3/4 Control Room, Center - Carpet Glue	Yellow Non-Fibrous Homogeneous		100% Non-fibrous (Other)	None Detected

Initial report from: 09/27/2019 17:30:03

EMSL Analytical, Inc.
6340 CastlePlace Dr. Indianapolis, IN 46250
Tel/Fax: (317) 803-2997 / (317) 803-3047
http://www.EMSL.com / indianapolislab@emsl.com

EMSL Order: 161919538
Customer ID: 32TRCS62
Customer PO: 330541
Project ID:

Test Report: Asbestos Analysis of Bulk Materials via EPA 600/R-93/116 Method using Polarized Light Microscopy

			Non-Asbestos		Asbestos
Sample	**Description**	**Appearance**	**% Fibrous**	**% Non-Fibrous**	**% Type**
U3-E41-049A-Linoleum *161919538-0113*	Elevation 41 Unit 3/4 Control Room Floor - Linoleum With Subfloor Material	Gray Fibrous Heterogeneous	30% Cellulose	70% Non-fibrous (Other)	None Detected
U3-E41-049A-Mastic *161919538-0113A*	Elevation 41 Unit 3/4 Control Room Floor - Linoleum With Subfloor Material	Tan Non-Fibrous Homogeneous		100% Non-fibrous (Other)	None Detected
U3-E41-049A-Flooring *161919538-0113B*	Elevation 41 Unit 3/4 Control Room Floor - Linoleum With Subfloor Material	Gray Non-Fibrous Homogeneous		100% Non-fibrous (Other)	None Detected
U3-E41-049A-Mastic *161919538-0113C*	Elevation 41 Unit 3/4 Control Room Floor - Linoleum With Subfloor Material	Brown Non-Fibrous Homogeneous		100% Non-fibrous (Other)	None Detected
U3-E41-049B-Linoleum *161919538-0114*	Elevation 41 Unit 3/4 Control Room Floor, East Side - Linoleum With Subfloor Material	Gray/White Fibrous Heterogeneous	30% Cellulose 10% Glass	60% Non-fibrous (Other)	None Detected
U3-E41-049B-Mastic *161919538-0114A*	Elevation 41 Unit 3/4 Control Room Floor, East Side - Linoleum With Subfloor Material	Tan Non-Fibrous Homogeneous		100% Non-fibrous (Other)	None Detected
U3-E41-049B-Flooring *161919538-0114B*	Elevation 41 Unit 3/4 Control Room Floor, East Side - Linoleum With Subfloor Material	Gray Non-Fibrous Homogeneous		100% Non-fibrous (Other)	None Detected
U3-E41-049B-Mastic *161919538-0114C*	Elevation 41 Unit 3/4 Control Room Floor, East Side - Linoleum With Subfloor Material	Brown Non-Fibrous Homogeneous		100% Non-fibrous (Other)	None Detected
U3-E41-050A *161919538-0115*	Elevation 41 Unit 3/4 Control Room Ceiling - 12" Acoustic Ceiling Tile (Concealed Spline)	White Fibrous Homogeneous	95% Min. Wool	5% Non-fibrous (Other)	None Detected
U3-E41-050B *161919538-0116*	Elevation 41 Unit 3/4 Control, East Side - 12" Acoustic Ceiling Tile (Concealed Spline)	Gray/White Fibrous Homogeneous	95% Min. Wool	5% Non-fibrous (Other)	None Detected
U3-E41-051A *161919538-0117*	Elevation 41 Unit 3/4 Control Room Ceiling - 2'x4' Acoustic Ceiling Panels	Gray Fibrous Homogeneous	60% Cellulose 20% Min. Wool	15% Perlite 5% Non-fibrous (Other)	None Detected
U3-E41-051B *161919538-0118*	Elevation 41 Unit 3/4 Control, East Side - 2'x4' Acoustic Ceiling Panels	Gray/White Fibrous Homogeneous	60% Cellulose 20% Min. Wool	15% Perlite 5% Non-fibrous (Other)	None Detected
U3-E41-052A-Finish Coat *161919538-0119*	Elevation 41 Unit 3/4 Control Room Wall - Plaster	White Non-Fibrous Homogeneous		100% Non-fibrous (Other)	None Detected
U3-E41-052A-Base Coat *161919538-0119A*	Elevation 41 Unit 3/4 Control Room Wall - Plaster	Gray Non-Fibrous Homogeneous		20% Quartz 80% Non-fibrous (Other)	None Detected

Initial report from: 09/27/2019 17:30:03

EMSL Analytical, Inc.
6340 CastlePlace Dr. Indianapolis, IN 46250
Tel/Fax: (317) 803-2997 / (317) 803-3047
http://www.EMSL.com / indianapolislab@emsl.com

EMSL Order:	161919538
Customer ID:	32TRCS62
Customer PO:	330541
Project ID:	

Test Report: Asbestos Analysis of Bulk Materials via EPA 600/R-93/116 Method using Polarized Light Microscopy

			Non-Asbestos		Asbestos
Sample	**Description**	**Appearance**	**% Fibrous**	**% Non-Fibrous**	**% Type**
U3-E41-052B-Finish Coat *161919538-0120*	Elevation 41 Unit 3/4 Control Room, SE Corner - Plaster	White Non-Fibrous Homogeneous		100% Non-fibrous (Other)	None Detected
U3-E41-052B-Base Coat *161919538-0120A*	Elevation 41 Unit 3/4 Control Room, SE Corner - Plaster	Gray Non-Fibrous Homogeneous		20% Quartz 80% Non-fibrous (Other)	None Detected
U3-E41-052C-Finish Coat *161919538-0121*	Elevation 41 Unit 3/4 Control Room, SE Corner - Plaster	White Non-Fibrous Homogeneous		100% Non-fibrous (Other)	None Detected
U3-E41-052C-Base Coat *161919538-0121A*	Elevation 41 Unit 3/4 Control Room, SE Corner - Plaster	Gray Non-Fibrous Homogeneous		20% Quartz 80% Non-fibrous (Other)	None Detected
U3-E41-053A-Cove Base *161919538-0122*	Elevation 41 Operations Office Wall Base, SE Corner - Red Vinyl Cove Base And Mastic	Red Non-Fibrous Homogeneous		100% Non-fibrous (Other)	None Detected
U3-E41-053A-Mastic *161919538-0122A*	Elevation 41 Operations Office Wall Base, SE Corner - Red Vinyl Cove Base And Mastic	White Non-Fibrous Homogeneous		100% Non-fibrous (Other)	None Detected
U3-E41-053B-Cove Base *161919538-0123*	Elevation 41 Operations Office, SW Corner - Red Vinyl Cove Base And Mastic	Red Non-Fibrous Homogeneous		100% Non-fibrous (Other)	None Detected
U3-E41-053B-Mastic *161919538-0123A*	Elevation 41 Operations Office, SW Corner - Red Vinyl Cove Base And Mastic	Tan Non-Fibrous Homogeneous		100% Non-fibrous (Other)	None Detected
U3-E41-054A *161919538-0124*	Elevation 41 Exterior Entry To Operations Office Ceiling Overhang - Spray-Applied Fireproofing	Gray Non-Fibrous Homogeneous		20% Mica 77% Non-fibrous (Other)	3% Chrysotile
U3-E41-054B *161919538-0125*	Elevation 41 Exterior Entry To Operations Office Ceiling Overhang - Spray-Applied Fireproofing	Gray Non-Fibrous Homogeneous		20% Mica 77% Non-fibrous (Other)	3% Chrysotile
U3-E41-054C *161919538-0126*	Elevation 41 Biohazard Closet Ceiling - Spray-Applied Fireproofing	Gray/White Non-Fibrous Homogeneous		20% Mica 77% Non-fibrous (Other)	3% Chrysotile
U3-E41-055A-Cove Base *161919538-0127*	Elevation 41 Biohazard Closet Wall Base - Tan Vinyl Cove Base With Mastic	Brown Non-Fibrous Homogeneous		100% Non-fibrous (Other)	None Detected

Initial report from: 09/27/2019 17:30:03

EMSL Analytical, Inc.
6340 CastlePlace Dr. Indianapolis, IN 46250
Tel/Fax: (317) 803-2997 / (317) 803-3047
http://www.EMSL.com / indianapolislab@emsl.com

EMSL Order: 161919538
Customer ID: 32TRCS62
Customer PO: 330541
Project ID:

Test Report: Asbestos Analysis of Bulk Materials via EPA 600/R-93/116 Method using Polarized Light Microscopy

			Non-Asbestos		Asbestos
Sample	**Description**	**Appearance**	**% Fibrous**	**% Non-Fibrous**	**% Type**
U3-E41-055A-Mastic *161919538-0127A*	Elevation 41 Biohazard Closet Wall Base - Tan Vinyl Cove Base With Mastic	Brown Non-Fibrous Homogeneous		100% Non-fibrous (Other)	None Detected
U3-E41-055B-Cove Base *161919538-0128*	Elevation 41 Biohazard Closet, East Side At The Entry - Tan Vinyl Cove Base	Brown Non-Fibrous Homogeneous		100% Non-fibrous (Other)	None Detected
U3-E41-055B-Mastic *161919538-0128A*	Elevation 41 Biohazard Closet, East Side At The Entry - Tan Vinyl Cove Base	Brown Non-Fibrous Homogeneous		100% Non-fibrous (Other)	None Detected
U3-E41-056A-Drywall *161919538-0129*	Elevation 41 Unit 3/4 Control Room Office Upstairs Walls - Drywall With Joint Compound	Brown/White Fibrous Heterogeneous	20% Cellulose 2% Glass	70% Gypsum 8% Non-fibrous (Other)	None Detected
U3-E41-056A-Joint Compound *161919538-0129A*	Elevation 41 Unit 3/4 Control Room Office Upstairs Walls - Drywall With Joint Compound	White Non-Fibrous Homogeneous		100% Non-fibrous (Other)	None Detected
U3-E41-056B-Drywall *161919538-0130*	Elevation 41 Unit 3/4 Control Room Office Upstairs Walls - Drywall With Joint Compound	Brown/White Fibrous Heterogeneous	20% Cellulose 2% Glass	70% Gypsum 8% Non-fibrous (Other)	None Detected
U3-E41-056B-Joint Compound *161919538-0130A*	Elevation 41 Unit 3/4 Control Room Office Upstairs Walls - Drywall With Joint Compound	White Non-Fibrous Homogeneous		100% Non-fibrous (Other)	None Detected
U3-E41-056C-Drywall *161919538-0131*	Elevation 41 Unit 3/4 Control Room Office Upstairs Walls - Drywall With Joint Compound	Brown/White Fibrous Heterogeneous	20% Cellulose 2% Glass	70% Gypsum 8% Non-fibrous (Other)	None Detected
U3-E41-056C-Joint Compound *161919538-0131A*	Elevation 41 Unit 3/4 Control Room Office Upstairs Walls - Drywall With Joint Compound	White Non-Fibrous Homogeneous		100% Non-fibrous (Other)	None Detected
U3-E41-057A *161919538-0132*	Elevation 41 East Side Of Boiler At Access Hatch - Access Hatch Rope Gasket	Brown/Red Fibrous Homogeneous		10% Non-fibrous (Other)	90% Chrysotile
U3-E41-058A *161919538-0133*	Elevation 41 Inside Boiler - Boiler Refractory Material	Gray Non-Fibrous Homogeneous		100% Non-fibrous (Other)	None Detected
U3-E41-058B *161919538-0134*	Elevation 41 Inside Boiler - Boiler Refractory Material	Gray Non-Fibrous Homogeneous		100% Non-fibrous (Other)	None Detected
U3-E41-058C *161919538-0135*	Elevation 41 Inside Boiler - Boiler Refractory Material	Gray Non-Fibrous Homogeneous		100% Non-fibrous (Other)	None Detected

Initial report from: 09/27/2019 17:30:03

EMSL Analytical, Inc.
6340 CastlePlace Dr. Indianapolis, IN 46250
Tel/Fax: (317) 803-2997 / (317) 803-3047
http://www.EMSL.com / indianapolislab@emsl.com

EMSL Order: 161919538
Customer ID: 32TRCS62
Customer PO: 330541
Project ID:

Test Report: Asbestos Analysis of Bulk Materials via EPA 600/R-93/116 Method using Polarized Light Microscopy

			Non-Asbestos		Asbestos
Sample	**Description**	**Appearance**	**% Fibrous**	**% Non-Fibrous**	**% Type**
U3-E41-059A *161919538-0136* *Inseparable paint / coating layer included in analysis*	Elevation 41 Turbine Interior Surfaces - Spray-Applied Coating	Gray/White Non-Fibrous Homogeneous	3% Synthetic	95% Non-fibrous (Other)	2% Chrysotile
U3-E41-059B *161919538-0137*	Elevation 41 Interior Turbine Surfaces - Spray-Applied Coating	Gray/White Non-Fibrous Homogeneous		96% Non-fibrous (Other)	4% Chrysotile
U3-E41-059C *161919538-0138*	Elevation 41 Interior Turbine Surfaces - Spray-Applied Coating	Gray/White Non-Fibrous Homogeneous		98% Non-fibrous (Other)	2% Chrysotile
U3-E41-060A-Insulation *161919538-0139*	Elevation 41 Turbine Pipe Elbows - 48" OD TSI Pipe Elbow	Gray Fibrous Homogeneous	15% Min. Wool	85% Non-fibrous (Other)	None Detected
U3-E41-060A-Insulation *161919538-0139A*	Elevation 41 Turbine Pipe Elbows - 48" OD TSI Pipe Elbow	Blue Non-Fibrous Homogeneous	2% Synthetic	2% Mica 96% Non-fibrous (Other)	None Detected
U3-E41-060A-Wrap *161919538-0139B*	Elevation 41 Turbine Pipe Elbows - 48" OD TSI Pipe Elbow	White Fibrous Homogeneous	95% Glass	5% Non-fibrous (Other)	None Detected
U3-E41-060B-Insulation *161919538-0140*	Elevation 41 Turbine Pipe Elbows - 48" OD TSI Pipe Elbow	Gray/Blue Fibrous Homogeneous	<1% Synthetic 10% Min. Wool	<1% Mica 90% Non-fibrous (Other)	None Detected
U3-E41-060B-Wrap *161919538-0140A*	Elevation 41 Turbine Pipe Elbows - 48" OD TSI Pipe Elbow	White Fibrous Homogeneous	95% Glass	5% Non-fibrous (Other)	None Detected
U3-E41-060C-Insulation *161919538-0141*	Elevation 41 At Turbine Pipe Elbows - 48" OD TSI Pipe Elbow	Gray Fibrous Homogeneous	15% Min. Wool	85% Non-fibrous (Other)	None Detected
U3-E41-060C-Insulation *161919538-0141A*	Elevation 41 At Turbine Pipe Elbows - 48" OD TSI Pipe Elbow	Blue Non-Fibrous Homogeneous	3% Synthetic	97% Non-fibrous (Other)	None Detected
U3-E41-060C-Wrap *161919538-0141B*	Elevation 41 At Turbine Pipe Elbows - 48" OD TSI Pipe Elbow	White Fibrous Homogeneous	95% Glass	5% Non-fibrous (Other)	None Detected
U3-E41-061A *161919538-0142*	Elevation 41 Turbine Pipe Runs - 48" OD TSI Pipe Insulation With Metal Jacket	White Fibrous Homogeneous	90% Glass	10% Non-fibrous (Other)	None Detected
U3-E41-061B *161919538-0143*	Elevation 41 At Turbine TSI Pipe Runs - 48" OD TSI Pipe Insulation With Metal Jacket	White/Blue Fibrous Homogeneous	60% Glass	40% Non-fibrous (Other)	None Detected
U3-E41-061C *161919538-0144*	Elevation 41 At Turbine TSI Pipe Runs - 48" OD TSI Pipe Insulation With Metal Jacket				Insufficient Material
U3-E41-062A *161919538-0145*	Elevation 41 At Turbine Man Way Opening - White Large Oval Man Way Gasket	Black Fibrous Homogeneous	30% Cellulose	70% Non-fibrous (Other)	None Detected

Initial report from: 09/27/2019 17:30:03

EMSL Analytical, Inc.
6340 CastlePlace Dr. Indianapolis, IN 46250
Tel/Fax: (317) 803-2997 / (317) 803-3047
http://www.EMSL.com / indianapolislab@emsl.com

EMSL Order: 161919538
Customer ID: 32TRCS62
Customer PO: 330541
Project ID:

Test Report: Asbestos Analysis of Bulk Materials via EPA 600/R-93/116 Method using Polarized Light Microscopy

			Non-Asbestos		Asbestos
Sample	**Description**	**Appearance**	**% Fibrous**	**% Non-Fibrous**	**% Type**
U3-E41-063A *161919538-0146*	Elevation 41 Turbine Man Way Opening - Large Oval Green Man Way Gasket	Blue Fibrous Homogeneous	40% Cellulose	60% Non-fibrous (Other)	None Detected
U3-E41-064A *161919538-0147*	Unit 3, Elevation 41, SE Side - Insulation With Wire Mash	Tan/White Fibrous Homogeneous	30% Cellulose 30% Glass	20% Non-fibrous (Other)	20% Chrysotile
U3-E41-064B *161919538-0148*	Unit 3, Elevation 41, SE Side - Insulation With Wire Mash	Tan/White Fibrous Homogeneous	30% Cellulose 30% Glass	15% Non-fibrous (Other)	25% Chrysotile
U3-E41-064C *161919538-0149*	Unit 3, Elevation 41, NW Corner, Above Fan - Insulation With Wire Mash	Tan/White Fibrous Homogeneous	20% Cellulose 40% Glass	20% Non-fibrous (Other)	20% Chrysotile
U3-Mez1-065A *161919538-0150*	Unit 3, Mezzanine 1, NE Corner Of The Boiler - Insulation Behind Corrugated Metal	Tan/White Fibrous Homogeneous	30% Cellulose 30% Glass	20% Non-fibrous (Other)	20% Chrysotile
U3-Mez1-065B *161919538-0151*	Unit 3, Mezzanine 1, West Wall Boiler - Insulation Behind Corrugated Metal	Tan/White Fibrous Homogeneous	40% Cellulose 30% Glass		30% Chrysotile
U3-E65-065C *161919538-0152*	Unit 3, Elevation 65, Boiler NW Corner - Insulation Behind Corrugated Metal	Tan/White Fibrous Homogeneous	60% Glass	30% Non-fibrous (Other)	10% Chrysotile
U3-E65-066A *161919538-0153*	Unit 3, Control Room Roof, Entry By The Stairs - Concrete Roof	Various Non-Fibrous Heterogeneous		10% Quartz 90% Non-fibrous (Other)	None Detected
U3-E65-066B *161919538-0154*	Unit 3, Control Room Roof, North Side - Concrete Roof	Various Non-Fibrous Homogeneous		10% Quartz 90% Non-fibrous (Other)	None Detected
U3-E85-067A-Linoleum *161919538-0155*	Unit 3, Elevation 85, Continuous Emission Monitoring System Control Cabinet, Entry - Linoleum Square Pattern	White Fibrous Heterogeneous	20% Cellulose	80% Non-fibrous (Other)	None Detected
U3-E85-067A-Mastic *161919538-0155A*	Unit 3, Elevation 85, Continuous Emission Monitoring System Control Cabinet, Entry - Linoleum Square Pattern	Gray Non-Fibrous Homogeneous		100% Non-fibrous (Other)	None Detected
U3-E85-067B-Linoleum *161919538-0156*	Unit 3, Elevation 85, Continuous Emission Monitoring System Control Cabinet, By The West Wall - Linoleum Square Pattern	White Fibrous Heterogeneous	20% Cellulose	80% Non-fibrous (Other)	None Detected
U3-E85-067B-Mastic *161919538-0156A*	Unit 3, Elevation 85, Continuous Emission Monitoring System Control Cabinet, By The West Wall - Linoleum Square Pattern	Gray/Tan Non-Fibrous Homogeneous		100% Non-fibrous (Other)	None Detected

Initial report from: 09/27/2019 17:30:03

EMSL Analytical, Inc.
6340 CastlePlace Dr. Indianapolis, IN 46250
Tel/Fax: (317) 803-2997 / (317) 803-3047
http://www.EMSL.com / indianapolislab@emsl.com

EMSL Order:	161919538
Customer ID:	32TRCS62
Customer PO:	330541
Project ID:	

Test Report: Asbestos Analysis of Bulk Materials via EPA 600/R-93/116 Method using Polarized Light Microscopy

			Non-Asbestos		Asbestos
Sample	**Description**	**Appearance**	**% Fibrous**	**% Non-Fibrous**	**% Type**
U3-E85-068A *161919538-0157*	Unit 3, Elevation 85, SW Side By The Building Exterior Area Access Door - Rope Gasket On Manway Access Panel	Yellow Fibrous Homogeneous	98% Glass	2% Non-fibrous (Other)	None Detected
U3-E85-069A-Cove Base *161919538-0158*	Unit 3, Elevation 85, Continuous Emission Monitoring System Control Cabinet, East Wall By The Entry - 4" Cream Vinyl Covebase And Adhesive	Tan Non-Fibrous Homogeneous		100% Non-fibrous (Other)	None Detected
U3-E85-069A-Mastic *161919538-0158A*	Unit 3, Elevation 85, Continuous Emission Monitoring System Control Cabinet, East Wall By The Entry - 4" Cream Vinyl Covebase And Adhesive	White Non-Fibrous Homogeneous		100% Non-fibrous (Other)	None Detected
U3-E85-069B-Cove Base *161919538-0159*	Unit 3, Elevation 85, Continuous Emission Monitoring System Control Cabinet, West Wall - 4" Cream Vinyl Covebase And Adhesive	Tan Non-Fibrous Homogeneous		100% Non-fibrous (Other)	None Detected
U3-E85-069B-Mastic *161919538-0159A*	Unit 3, Elevation 85, Continuous Emission Monitoring System Control Cabinet, West Wall - 4" Cream Vinyl Covebase And Adhesive	White Non-Fibrous Homogeneous		100% Non-fibrous (Other)	None Detected
U3-E94-070A-Insulation *161919538-0160*	Unit 3, Elevation 94, SW Corner Of The Boiler - 8" OD TSI Pipe Elbow	White Fibrous Homogeneous		40% Non-fibrous (Other)	60% Amosite
U3-E94-070A-Wrap *161919538-0160A*	Unit 3, Elevation 94, SW Corner Of The Boiler - 8" OD TSI Pipe Elbow	Gray/White Fibrous Homogeneous	70% Cellulose	30% Non-fibrous (Other)	None Detected
U3-E94-070A-Mastic *161919538-0160B*	Unit 3, Elevation 94, SW Corner Of The Boiler - 8" OD TSI Pipe Elbow	Gray Non-Fibrous Homogeneous		100% Non-fibrous (Other)	None Detected
U3-E130-070B-Insulation *161919538-0161*	Unit 3, Elevation 130, NE Corner Of The Boiler - 8" OD TSI Pipe Elbow	White Fibrous Homogeneous		40% Non-fibrous (Other)	60% Amosite
U3-E130-070B-Wrap *161919538-0161A*	Unit 3, Elevation 130, NE Corner Of The Boiler - 8" OD TSI Pipe Elbow	Gray/White Fibrous Homogeneous	70% Cellulose	30% Non-fibrous (Other)	None Detected
U3-E130-070B-Mastic *161919538-0161B*	Unit 3, Elevation 130, NE Corner Of The Boiler - 8" OD TSI Pipe Elbow	Gray Non-Fibrous Homogeneous		100% Non-fibrous (Other)	None Detected

Initial report from: 09/27/2019 17:30:03

EMSL Analytical, Inc.
6340 CastlePlace Dr. Indianapolis, IN 46250
Tel/Fax: (317) 803-2997 / (317) 803-3047
http://www.EMSL.com / indianapolislab@emsl.com

EMSL Order:	161919538
Customer ID:	32TRCS62
Customer PO:	330541
Project ID:	

Test Report: Asbestos Analysis of Bulk Materials via EPA 600/R-93/116 Method using Polarized Light Microscopy

			Non-Asbestos		Asbestos
Sample	**Description**	**Appearance**	**% Fibrous**	**% Non-Fibrous**	**% Type**
U3-E130-070C-Insulation *161919538-0162*	Unit 3, Elevation 130, NW Corner Of The Boiler - 8" OD TSI Pipe Elbow	White Fibrous Homogeneous		60% Non-fibrous (Other)	40% Amosite
U3-E130-070C-Wrap *161919538-0162A*	Unit 3, Elevation 130, NW Corner Of The Boiler - 8" OD TSI Pipe Elbow	Gray/White Fibrous Homogeneous	80% Cellulose	20% Non-fibrous (Other)	None Detected
U3-E130-070C-Mastic *161919538-0162B*	Unit 3, Elevation 130, NW Corner Of The Boiler - 8" OD TSI Pipe Elbow	Brown Non-Fibrous Homogeneous		100% Non-fibrous (Other)	None Detected
U3-E28-071A *161919538-0163*	Electrical Room - Fire Door Insulation	White Fibrous Homogeneous		30% Non-fibrous (Other)	70% Chrysotile

Analyst(s)

Abigail Sheehan (26)
Joshuah Klier (32)
Paul Rihm (60)
Ross Matlock (54)
Trevor Maggart (52)

Richard Harding, Laboratory Manager
or Other Approved Signatory

EMSL maintains liability limited to cost of analysis. The above analyses were performed in general compliance with Appendix E to Subpart E of 40 CFR (previously EPA 600/M4-82-020 "Interim Method"), but augmented with procedures outlined in the 1993 ("final") version of the method. This report relates only to the samples reported above, and may not be reproduced, except in full, without written approval by EMSL. EMSL bears no responsibility for sample collection activities or analytical method limitations. Interpretation and use of test results are the responsibility of the client. All samples received in acceptable condition unless otherwise noted. This report must not be used by the client to claim product certification, approval, or endorsement by NVLAP, NIST or any agency of the federal government. EMSL recommends gravimetric reduction for all non-friable organically bound materials prior to analysis. Estimation of uncertainty is available on request.

Samples analyzed by EMSL Analytical, Inc. Indianapolis, IN NVLAP Lab Code 200188-0, AZ0939, CA 2575, CO AL-15132, TX 300262

Initial report from: 09/27/2019 17:30:03

1619 19538

TRC

17911 Von Karman Avenue, Suite 400,
Irvine, CA 92614

ASBESTOS BULK SAMPLE CHAIN OF CUSTODY FORM

Client: Dynergy/Luminant	Project Number: 330541	Inspector(s): Tanis Gaines, Sabrina Chan, Matt Cuda, Kartik Bhatt, Hector Gonzalez, Chris Blake
Project Name: Morro Bay Unit 3 - Pre-Demo ACM Survey Morro Bay Power Plant - Units 1, 2, 3 and 4, Warehouse, Maintenance and Administration Building	Tracking Number:	Requested TAT: 5 DAY
Email Results to: kbhatt@trccompanies.com, mlcampbell@trccompanies.com, schan@trccompanies.com, tgaines@trccompanies.com, Cblake@trccompanies.com	Analytical Method: PLM EPA 600/R-93/116	Lab Comments:

ASBESTOS BULK SAMPLE INFORMATION

Date Collected	Sample Identification	Material Description	Homogeneous Area	Sample Location	Lab Identification (Lab Use Only)
2019-09-20	U3–E6-001A	Black Gasket	Unit 3, NW Corner by the Hydrazine Storage bin	Unit 3, NW Corner, Beige Pipe	
2019-09-16	U3-E6-002A	Concrete	Unit 3 Throughout Floor	Unit 3, NW Corner, by the Entry to the Hydrazine Storage Bin	
2019-09-16	U3-E6-003A	4" OD TSI Pipe Elbow	Unit 3, NW Corner , Elevation 41, Elevation 15	Unit 3, NW Corner, 3 Unit 7HTR Drain Cooler	

OrderID: 161919538

19538

Date Collected	Sample Identification	Material Description	Homogeneous Area	Sample Location	Lab Identification (Lab Use Only)
2019-09-16	U3-E6-003B	4" OD TSI Pipe Elbow	Unit 3, NW Corner , Elevation 41, Elevation 15	Unit 3, NW Corner, West side of the MV7 and MV8	
2019-09-20	U3-E6-003C	4" OD TSI Pipe Elbow	Unit 3, NW Corner , Elevation 41, Elevation 15	Unit 3, SW Corner, Heater Drip Pump, Suction Line	
2019-09-16	U3-E6-004A	4" OD Pipe Insulation with Metal Jacket	Unit 3, NW Corner, 3 Unit 7HTR, Drain Cooler , South end near Heater drip pump number 3, Elevation 41, Elevation 15	Unit 3, NW Corner, 3 Unit 7HTR Drain Cooler	
2019-09-16	U3-E6-004B	4" OD Pipe Insulation with Metal Jacket	Unit 3, NW Corner, 3 Unit 7HTR, Drain Cooler , South end near Heater drip pump number 3, Elevation 41, Elevation 15	Unit 3, NW Corner, West side of the MV7 and MV8	
2019-09-16	U3-E6-004C	4" OD Pipe Insulation with Metal Jacket	Unit 3, NW Corner, 3 Unit 7HTR, Drain Cooler , South end near Heater drip pump number 3, Elevation 41, Elevation 15	Unit 3, SW Corner, Heater Drip Pump, Suction Line	
2019-09-16	U3-E6-005A	Fabric Duct seam	Unit 3 Throughout	Unit 3, SW Corner, by the Exit Stairs	
2019-09-16	U3-E6-006A	18" OD TSI Pipe Elbow	Unit 3, SW Corner, Heater Drip Pump/Suction Line , Elevation 15, Elevation 117, Mezzanine 1/Elevation 51	Unit 3, SW Corner, Heater Drip Pump, Suction Line	
2019-09-16	U3-E6-006B	18" OD TSI Pipe Elbow	Unit 3, SW Corner, Heater Drip Pump/Suction Line , Elevation 15, Elevation 117, Mezzanine 1/Elevation 51	Unit 3, SW Corner, Heater Drip Pump, Suction Line	
2019-09-20	U3-E6-006C	18" OD TSI Pipe Elbow	Unit 3, SW Corner, Heater Drip Pump/Suction Line , Elevation 15, Elevation 117, Mezzanine 1/Elevation 51	Unit 3, SW Corner, Heater Drip Pump, Suction Line	

OrderID: 161919538

19538

Date Collected	Sample Identification	Material Description	Homogeneous Area	Sample Location	Lab Identification (Lab Use Only)
2019-09-16	U3-E6-007A	18" OD TSI Pipe Insulation with Metal Jacket	Unit 3, SW Corner, Heater Drip Pump , Intermediate level between highest elevation and E130 , Elevation 15, Elevation 117, Mezzanine 1/Elevation 51	Unit 3, SW Corner, Heater Drip Pump, Suction Line, above Exit Sign	
2019-09-16	U3-E6-007B	18" OD TSI Pipe Insulation with Metal Jacket	Unit 3, SW Corner, Heater Drip Pump , Intermediate level between highest elevation and E130 , Elevation 15, Elevation 117, Mezzanine 1/Elevation 51	Unit 3, SW Corner, Heater Drip Pump, Suction Line	
2019-09-20	U3-E6-007C	18" OD TSI Pipe Insulation with Metal Jacket	Unit 3, SW Corner, Heater Drip Pump , Intermediate level between highest elevation and E130 , Elevation 15, Elevation 117, Mezzanine 1/Elevation 51	Unit 3, SW Corner, Heater Drip Pump, Suction Line	
2019-09-16	U3-E6-008A	10" OD TSI Pipe Elbow	Unit 3, SW Corner, Heater Drip Pump, Elevation 28, Mezzanine 1/Elevation 51	Unit 3, SW Corner, Heater Drip Pump, SW Side	
2019-09-16	U3-E6-008B	10" OD TSI Pipe Elbow	Unit 3, SW Corner, Heater Drip Pump, Elevation 28, Mezzanine 1/Elevation 51	Unit 3, SW Corner, by the 3 Turb Lube Oil Bowser	
2019-09-16	U2-E6-008C	10" OD TSI Pipe Elbow	Unit 3, SW Corner, Heater Drip Pump, Elevation 28, Mezzanine 1/Elevation 51	Unit 3, SW Corner, Heater Drip Pump, SW Corner	
2019-09-16	U3-E6-009A	10" OD TSI Pipe Insulation with Metal Jacket	Unit 3, SW Corner, Heater Drip Pump, Elevation 117, Mezzanine 1/Elevation 51	Unit 3, SW Corner, Heater Drip Pump, SW Side	

OrderID: 161919538

19538

Date Collected	Sample Identification	Material Description	Homogeneous Area	Sample Location	Lab Identification (Lab Use Only)
2019-09-16	U3-E6-009B	10" OD TSI Pipe Insulation with Metal Jacket	Unit 3, SW Corner, Heater Drip Pump, Elevation 117, Mezzanine 1/Elevation 51	Unit 3, NW Side, West Wall by the Cage	
2019-09-16	U3-E6-009C	10" OD TSI Pipe Insulation with Metal Jacket	Unit 3, SW Corner, Heater Drip Pump, Elevation 117, Mezzanine 1/Elevation 51	Unit 3, NW Corner, by the Hydrazine Storage Bin	
2019-09-16	U3-E6-010A	4" OD White Gasket	Unit 3, SW Corner	Unit 3, SW Corner, East of the MV7 and MV8	
2019-09-16	U3-E6-011A	Foil Wall Insulation	Unit 3, Foil Wall East of Hydrazine Storage Bin	Unit 3, Foil Wall East of Hydrazine Storage Bin	
2019-09-16	U3-E6-011B	Foil Wall Insulation	Unit 3, Foil Wall East of Hydrazine Storage Bin	Wall across Condensate Pump#7	
2019-09-16	U3-E6-011C	Foil Wall Insulation	Unit 3, Foil Wall East of Hydrazine Storage Bin	Wall across Condensate Pump#5	
2019-09-16	U3-E6-012A	No.3 Unit Misc. Drip Tank Insulation	Unit 3, No.3 Unit Misc. Drip Tank	Unit 3, No.3 Unit Misc. Drip Tank	
2019-09-16	U3-E6-012B	No.3 Unit Misc. Drip Tank Insulation	Unit 3, No.3 Unit Misc. Drip Tank	Unit 3, No.3 Unit Misc. Drip Tank	
2019-09-16	U3-E6-012C	No.3 Unit Misc. Drip Tank Insulation	Unit 3, No.3 Unit Misc. Drip Tank	Unit 3, No.3 Unit Misc. Drip Tank	

OrderID: 161919538

19538

Date Collected	Sample Identification	Material Description	Homogeneous Area	Sample Location	Lab Identification (Lab Use Only)
2019-09-16	U3-E6-013A	Sea Water Concrete Pipe	Unit 3, By the Motor Heater Feed From LP5-3	Unit 3, Center by the Motor Heater Feed From LP5-3	
2019-09-16	U3-E6-014A	Concrete Seam Patch	Unit 3, Sea water concrete pipe	Unit 3, Sea water pipe, Center by the Motor Heater Feed From LP5-3	
2019-09-16	U3-E6-015A	Black Gasket Material on Sea Water Pipe	Unit 3, Sea water pipe	Unit 3, Sea water pipe, Center by the Motor Heater Feed From LP5-3	
2019-09-19	U3-E15-016A	18" OD TSI Insulation with Metal Jacket	SE end Unit 3 Turning Gear drive motor 3-1, Elevation 28 in between boiler and condenser, Elevation 41 west of boiler, Highest Elevation , Intermediate level between highest elevation and E130 , Elevation 108, Elevation 94	South east corner pipe run near unit 3 Turning Gear Dr. motor 3-1	
2019-09-19	U3-E28-016B	18" OD TSI Insulation with Metal Jacket	SE end Unit 3 Turning Gear drive motor 3-1, Elevation 28 in between boiler and condenser, Elevation 41 west of boiler, Highest Elevation , Intermediate level between highest elevation and E130 , Elevation 108, Elevation 94	Elevation 28 in between boiler platform and condenser	
2019-09-19	U3-E41-016C	18" OD TSI Insulation with Metal Jacket	SE end Unit 3 Turning Gear drive motor 3-1, Elevation 28 in between boiler and condenser, Elevation 41 west of boiler, Highest Elevation , Intermediate level between highest elevation and E130 , Elevation 108, Elevation 94	Elevation 41 west of boiler	
2019-09-17	U3-E15-017A	18" OD TSI Pipe Elbow Insulation	South east corner pipe run near unit 3 Turning Gear Dr. motor 3-1, Elevation 28 between boiler platform and condenser, Elevation 41 west of boiler, Intermediate level between highest elevation and E130 , Elevation 108, Elevation 94	Elevation 15 pipe run near unit 3 Turning Gear Dr. motor	

OrderID: 161919538

19538

Date Collected	Sample Identification	Material Description	Homogeneous Area	Sample Location	Lab Identification (Lab Use Only)
2019-09-19	U3-E28-017B	18" OD TSI Pipe Elbow Insulation	South east corner pipe run near unit 3 Turning Gear Dr. motor 3-1, Elevation 28 between boiler platform and condenser, Elevation 41 west of boiler, Intermediate level between highest elevation and E130 , Elevation 108, Elevation 94	Elevation 28 between boiler platform and condenser	
2019-09-19	U3-E41-017C	18" OD TSI Pipe Elbow Insulation	South east corner pipe run near unit 3 Turning Gear Dr. motor 3-1, Elevation 28 between boiler platform and condenser, Elevation 41 west of boiler, Intermediate level between highest elevation and E130 , Elevation 108, Elevation 94	Elevation 41 west of boiler	
2019-09-17	U3-E15-018A	10" OD TSI Pipe Insulation with Metal Jacket	Southeast corner near unit 3 Turning Gear Dr. motor, Elevation 28 south east corner near boiler, Intermediate level between highest elevation and E130 , Elevation 28, Elevation 15, Elevation 94, Elevation 65, Elevation 85	Elevation 15 south east corner pipe run near unit 3 drive motor	
2019-09-17	U3-E15-018B	10" OD TSI Pipe Insulation with Metal Jacket	Southeast corner near unit 3 Turning Gear Dr. motor, Elevation 28 south east corner near boiler, Intermediate level between highest elevation and E130 , Elevation 28, Elevation 15, Elevation 94, Elevation 65, Elevation 85	Elevation 15 vertical pipe runs south of unit 3 condenser	
2019-09-17	U3-E15-018C	10" OD TSI Pipe Insulation with Metal Jacket	Southeast corner near unit 3 Turning Gear Dr. motor, Elevation 28 south east corner near boiler, Intermediate level between highest elevation and E130 , Elevation 28, Elevation 15, Elevation 94, Elevation 65, Elevation 85	Elevation 15 TSI pipe run northeast of condenser number 3	
2019-09-18	U3-E28-018D	10" OD TSI Pipe Insulation with Metal Jacket	Southeast corner near unit 3 Turning Gear Dr. motor, Elevation 28 south east corner near boiler, Intermediate level between highest elevation and E130 , Elevation 28, Elevation 15, Elevation 94, Elevation 65, Elevation 85	Elevation 28 south east corner near boiler	

OrderID: 161919538

19538

Date Collected	Sample Identification	Material Description	Homogeneous Area	Sample Location	Lab Identification (Lab Use Only)
2019-09-17	U3-E15-019A	4' TSI Wrapped Duct	South and East end of elevation 15	Elevation 15 south side duct	
2019-09-19	U3-E15-019B	4' TSI Wrapped Duct	South and East end of elevation 15	Elevation 15 SE side duct	
2019-09-19	U3-E15-019C	4' TSI Wrapped Duct	South and East end of elevation 15	Elevation 15 East Side Duct	
2019-09-17	U3-E15-020A	Fabric Duct Seam	Elevation below 65 Ft	Elevation 15 Duct near column H16	
2019-09-17	U3-E15-021A	6" OD TSI Pipe Insulation with Metal Jacket	Elevation 15 near column J 19 pipe run, Elevation 28 north of border platform, Intermediate level between highest elevation and E130 , Elevation 41, Elevation 28, Elevation 117, Elevation 108, Elevation 94, Elevation 65, Elevation 76, Elevation 85, Mezzanine 1/Elevation 51	Elevation 15 pipe run near column J 19	
2019-09-17	U3-E15-021B	6" OD TSI Pipe Insulation with Metal Jacket	Elevation 15 near column J 19 pipe run, Elevation 28 north of border platform, Intermediate level between highest elevation and E130 , Elevation 41, Elevation 28, Elevation 117, Elevation 108, Elevation 94, Elevation 65, Elevation 76, Elevation 85, Mezzanine 1/Elevation 51	Elevation 15 TSI pipe run south of condenser	
2019-09-17	U3-E15-021C	6" OD TSI Pipe Insulation with Metal Jacket	Elevation 15 near column J 19 pipe run, Elevation 28 north of border platform, Intermediate level between highest elevation and E130 , Elevation 41, Elevation 28, Elevation 117, Elevation 108, Elevation 94, Elevation 65, Elevation 76, Elevation 85, Mezzanine 1/Elevation 51	Elevation 15 TSI pipe run south of condenser	
2019-09-18	U3-E28-021D	6" OD TSI Pipe Insulation with Metal Jacket	Elevation 15 near column J 19 pipe run, Elevation 28 north of border platform, Intermediate level between highest elevation and E130 , Elevation 41, Elevation 28, Elevation 117, Elevation 108, Elevation 94, Elevation 65, Elevation 76, Elevation 85, Mezzanine 1/Elevation 51	Elevation 28 N. of boiler platform	

OrderID: 161919538

19538

Date Collected	Sample Identification	Material Description	Homogeneous Area	Sample Location	Lab Identification (Lab Use Only)
2019-09-17	U3-E15-022A	6" OD TSI Pipe Elbow	Elevation 15 pipe run elbow near column J 19, Elevation 28 N. a boiler platform, Intermediate level between highest elevation and E130 , Elevation 41, Elevation 28, Elevation 117, Elevation 108, Elevation 94, Elevation 85	Elevation 15 pipe run at elbow near column J 19	
2019-09-17	U3-E15-022B	6" OD TSI Pipe Elbow	Elevation 15 pipe run elbow near column J 19, Elevation 28 N. a boiler platform, Intermediate level between highest elevation and E130 , Elevation 41, Elevation 28, Elevation 117, Elevation 108, Elevation 94, Elevation 85	Elevation 15 south of condenser at TSI pipe elbows	
2019-09-17	U3-E15-022C	6" OD TSI Pipe Elbow	Elevation 15 pipe run elbow near column J 19, Elevation 28 N. a boiler platform, Intermediate level between highest elevation and E130 , Elevation 41, Elevation 28, Elevation 117, Elevation 108, Elevation 94, Elevation 85	Elevation 15 south of condensers at TSI pipe elbows	
2019-09-18	U3-E28-022D	6" OD TSI Pipe Elbow	Elevation 15 pipe run elbow near column J 19, Elevation 28 N. a boiler platform, Intermediate level between highest elevation and E130 , Elevation 41, Elevation 28, Elevation 117, Elevation 108, Elevation 94, Elevation 85	Elevation 28 N. a boiler platform	
2019-09-17	U3-E15-023A	36" OD TSI Pipe Insulation with Metal Jacket	Elevation 15 pipe insulation run near column J17, Elevation 28 south east corner near boiler, Elevation 41, Elevation 117, Elevation 108, Elevation 94, Elevation 65, Elevation 76, Elevation 85, Mezzanine 1/Elevation 51	Elevation 15 TSI run near column J 17	
2019-09-17	U3-E15-023B	36" OD TSI Pipe Insulation with Metal Jacket	Elevation 15 pipe insulation run near column J17, Elevation 28 south east corner near boiler, Elevation 41, Elevation 117, Elevation 108, Elevation 94, Elevation 65, Elevation 76, Elevation 85, Mezzanine 1/Elevation 51	Elevation 15 psi pipe run south of condenser	
2019-09-17	U3-E15-023C	36" OD TSI Pipe Insulation with Metal Jacket	Elevation 15 pipe insulation run near column J17, Elevation 28 south east corner near boiler, Elevation 41, Elevation 117, Elevation 108, Elevation 94, Elevation 65, Elevation 76, Elevation 85, Mezzanine 1/Elevation 51	Elevation 15 TSI pipe run north of fan unit Near column J 19	

OrderID: 161919538

19538

Date Collected	Sample Identification	Material Description	Homogeneous Area	Sample Location	Lab Identification (Lab Use Only)
2019-09-23	U3-E28-023D	36" OD TSI Pipe Insulation with Metal Jacket	Elevation 15 pipe insulation run near column J17, Elevation 28 south east corner near boiler, Elevation 41, Elevation 117, Elevation 108, Elevation 94, Elevation 65, Elevation 76, Elevation 85, Mezzanine 1/Elevation 51	Elevation 28 south east corner near boiler	
2019-09-17	U3-E15-024A	36" OD TSI Pipe Elbow	Elevation 15 pipe elbow near column J 17, Elevation 28, Elevation 108, Elevation 65, Elevation 85	Pipe elbow elevation 15 near column J 17	
2019-09-19	U3-E65-O24B	36" OD TSI Pipe Elbow	Elevation 15 pipe elbow near column J 17, Elevation 28, Elevation 108, Elevation 65, Elevation 85	Unit 3, Elevation 65 Platform	
2019-09-19	U3-E65-024C	36" OD TSI Pipe Elbow	Elevation 15 pipe elbow near column J 17, Elevation 28, Elevation 108, Elevation 65, Elevation 85	Unit 3, Elevation 65 platform, NW Side	
2019-09-17	U3-E15-025A	12" OD TSI Pipe Insulation with Metal Jacket	Elevation 15 number 4 heater drip pipe near column H 16, Elevation 28 E. of boiler platform, Highest Elevation , Elevation 41, Elevation 117	Number 4 heater drip pipe	
2019-09-17	U3-E15-025B	12" OD TSI Pipe Insulation with Metal Jacket	Elevation 15 number 4 heater drip pipe near column H 16, Elevation 28 E. of boiler platform, Highest Elevation , Elevation 41, Elevation 117	Elevation 15 number 4 heater drip line	
2019-09-17	U3-E15-025C	12" OD TSI Pipe Insulation with Metal Jacket	Elevation 15 number 4 heater drip pipe near column H 16, Elevation 28 E. of boiler platform, Highest Elevation , Elevation 41, Elevation 117	Elevation 15 north of condenser 3 pipe insulation run	
2019-09-18	U3-E28-025D	12" OD TSI Pipe Insulation with Metal Jacket	Elevation 15 number 4 heater drip pipe near column H 16, Elevation 28 E. of boiler platform, Highest Elevation , Elevation 41, Elevation 117	Elevation 28 E. of boiler platform	

OrderID: 161919538

Date Collected	Sample Identification	Material Description	Homogeneous Area	Sample Location	Lab Identification (Lab Use Only)
2019-09-17	U3-E15-O26A	12" OD TSI Pipe Elbow	Elevation 15 pipe insulation elbow near column H 16, Highest Elevation , Elevation 117	Elevation 15 pipe elbow near column 16	
2019-09-17	U3-E15-026B	12" OD TSI Pipe Elbow	Elevation 15 pipe insulation elbow near column H 16, Highest Elevation , Elevation 117	Elevation 15 number 4 heater drip line pipe elbow	
2019-09-17	U3-E15-026C	12" OD TSI Pipe Elbow	Elevation 15 pipe insulation elbow near column H 16, Highest Elevation , Elevation 117	Elevation 15 pipe insulation elbow north of condenser number 3	
2019-09-17	U3-E15-027A	10" OD TSI Pipe Elbow	Elevation 15 unit for heater drip pipe pipe elbow insulation, Elevation 28 southside of condenser, Elevation 41 near column J 17, Intermediate level between highest elevation and E130 , Elevation 94, Elevation 65, Elevation 85	Elevation 15 psi pipe elbow insulation on unit for heater drip pipe	
2019-09-18	U3-E28-027B	10" OD TSI Pipe Elbow	Elevation 15 unit for heater drip pipe pipe elbow insulation, Elevation 28 southside of condenser, Elevation 41 near column J 17, Intermediate level between highest elevation and E130 , Elevation 94, Elevation 65, Elevation 85	Elevation 28 near condenser Southside	
2019-09-18	U3-E41-027C	10" OD TSI Pipe Elbow	Elevation 15 unit for heater drip pipe pipe elbow insulation, Elevation 28 southside of condenser, Elevation 41 near column J 17, Intermediate level between highest elevation and E130 , Elevation 94, Elevation 65, Elevation 85	Elevation 41 near column J 17	
2019-09-20	U3-E15-028A	CMU with Mortar	Elevation 15 number 3 unit 4160 V switchgear room wall, Unit 3/4 Control Room	Elevation 15 number 3 unit 4160 V switchgear room wall	
2019-09-20	U3-E15-028B	CMU with Mortar	Elevation 15 number 3 unit 4160 V switchgear room wall, Unit 3/4 Control Room	Elevation 15 number 3 unit 4160 V switchgear room wall	
2019-09-20	U3-E15-028C	CMU with Mortar	Elevation 15 number 3 unit 4160 V switchgear room wall, Unit 3/4 Control Room	Elevation 15 number 3 unit 4160 V switchgear room wall	

OrderID: 161919538

19538

Date Collected	Sample Identification	Material Description	Homogeneous Area	Sample Location	Lab Identification (Lab Use Only)
2019-09-17	U3-E15-029A	Large Condenser Gasket	Elevation 15 unit number 3 condenser gasket	Elevation 15 number 3 unit condenser at gasket	
2019-09-17	U3-E15-030A	Concrete Expansion Joint	Elevation 15 concrete floor at joint	Elevation 15 concrete floor at joint	
2019-09-17	U3-E15-030B	Concrete Expansion Joint	Elevation 15 concrete floor at joint	Elevation 15 concrete floor at joint	
2019-09-17	U3-E15-030C	Concrete Expansion Joint	Elevation 15 concrete floor at joint	Elevation 15 concrete floor at joint	
2019-09-17	U3-E15-031A	Small Tube Fabric Insulation with Foil Cover	Elevation 15 north of column H 18, Elevation 28 west of condenser	Elevation 15 north of column H 18	
2019-09-17	U3-E15-031B	Small Tube Fabric Insulation with Foil Cover	Elevation 15 north of column H 18, Elevation 28 west of condenser	Elevation 15 north of column H 18	
2019-09-18	U3-E28-031C	Small Tube Fabric Insulation with Foil Cover	Elevation 15 north of column H 18, Elevation 28 west of condenser	Elevation 28 west of condenser	
2019-09-18	U3-E15-032A	25" OD Gasket	Elevation 15 south end of condenser	Elevation 15 south end of condenser	

OrderID: 161919538

19538

Date Collected	Sample Identification	Material Description	Homogeneous Area	Sample Location	Lab Identification (Lab Use Only)
2019-09-18	U3-E15-033A	TSI Wall Insulation with Canvas	Elevation 15 S. end at fan unit, Elevation 28 on boiler platform at boiler wall, Elevation 41 E. side of the boiler wall, Elevation 117, Elevation 108, Elevation 94, Elevation 65, Elevation 76, Elevation 85, Mezzanine 1/Elevation 51	Elevation 15 south end at fan unit wall	
2019-09-18	U3-E28-033B	TSI Wall Insulation with Canvas	Elevation 15 S. end at fan unit, Elevation 28 on boiler platform at boiler wall, Elevation 41 E. side of the boiler wall, Elevation 117, Elevation 108, Elevation 94, Elevation 65, Elevation 76, Elevation 85, Mezzanine 1/Elevation 51	Elevation 28 on boiler platform at boiler wall	
2019-09-18	U3-E41-033C	TSI Wall Insulation with Canvas	Elevation 15 S. end at fan unit, Elevation 28 on boiler platform at boiler wall, Elevation 41 E. side of the boiler wall, Elevation 117, Elevation 108, Elevation 94, Elevation 65, Elevation 76, Elevation 85, Mezzanine 1/Elevation 51	Elevation 41 E. side of boiler wall	
2019-09-19	U3-E28-034A	8" OD TSI Pipe Insulation with Metal Jacket	Elevation 28 N. of boiler platform, Unit 3 - Elevation 94, Elevation 108, Highest Elevation , Intermediate level between highest elevation and E130 , Elevation 41, Elevation 15, Elevation 108, Elevation 94, Elevation 65, Elevation 85	Elevation 28 N. of boiler platform	
2019-09-19	U3-E94-034B	8" OD TSI Pipe Insulation with Metal Jacket	Elevation 28 N. of boiler platform, Unit 3 - Elevation 94, Elevation 108, Highest Elevation , Intermediate level between highest elevation and E130 , Elevation 41, Elevation 15, Elevation 108, Elevation 94, Elevation 65, Elevation 85	Unit 3, Elevation 94, SW Corner of the Boiler	
2019-09-19	U3-E94-034C	8" OD TSI Pipe Insulation with Metal Jacket	Elevation 28 N. of boiler platform, Unit 3 - Elevation 94, Elevation 108, Highest Elevation , Intermediate level between highest elevation and E130 , Elevation 41, Elevation 15, Elevation 108, Elevation 94, Elevation 65, Elevation 85	Unit 3, Elevation 108, NW Corner by the Boiler	
2019-09-18	U3-E28-035A	2" OD TSI Pipe Insulation with Metal Jacket	Elevation 28 between boiler platform and condenser	Elevation 28 between boiler platform and condenser	

OrderID: 161919538

19538

Date Collected	Sample Identification	Material Description	Homogeneous Area	Sample Location	Lab Identification (Lab Use Only)
2019-09-19	U3-E28-035B	2" OD TSI Pipe Insulation with Metal Jacket	Elevation 28 between boiler platform and condenser	Elevation 28 between boiler platform and condenser	
2019-09-19	U3-E28-035C	2" OD TSI Pipe Insulation with Metal Jacket	Elevation 28 between boiler platform and condenser	Elevation 28 between boiler platform and condenser	
2019-09-18	U3-E28-036A	2" OD TSI Pipe Elbow	Elevation 28 between boiler platform and condenser	Elevation 28 between boiler platform and condenser	
2019-09-19	U3-E28-036B	2" OD TSI Pipe Elbow	Elevation 28 between boiler platform and condenser	Elevation 28 between boiler platform and condenser	
2019-09-19	U3-E28-036C	2" OD TSI Pipe Elbow	Elevation 28 between boiler platform and condenser	Elevation 28 between boiler platform and condenser	
2019-09-19	U3-E28-037A	TSI Tank Insulation	Elevation 28 west of condenser, Elevation 41, Elevation 15	Elevation 28 drip pot tank west of Condenser	
2019-09-19	U3-E28-037B	TSI Tank Insulation	Elevation 28 west of condenser, Elevation 41, Elevation 15	Tank Behind Boiler, West Side	
2019-09-19	U3-E28-037C	TSI Tank Insulation	Elevation 28 west of condenser, Elevation 41, Elevation 15	Tank Behind Boiler, West Side	
2019-09-19	U3-E28-038A	TSI Heat Exchanger Insulation	Elevation 28 east of boiler unit at heat exchangers	Elevation 28 east of boiler platform number 5 heat exchanger	

OrderID: 161919538

Date Collected	Sample Identification	Material Description	Homogeneous Area	Sample Location	Lab Identification (Lab Use Only)
2019-09-19	U3-E28-038B	TSI Heat Exchanger Insulation	Elevation 28 east of boiler unit at heat exchangers	Elevation 28 W. of boiler platform heat exchanger number 6	
2019-09-19	U3-E28-038C	TSI Heat Exchanger Insulation	Elevation 28 east of boiler unit at heat exchangers	Elevation 28 E. of boiler platform heat exchanger number 6	
2019-09-18	U3-E28-039A	Black Vibration Joint	Elevation 28 at fan dampner Near boiler, Mezzanine 1/Elevation 51	Elevation 28 fan dampener near boiler	
2019-09-19	U3-E28-039B	Black Vibration Joint	Elevation 28 at fan dampner Near boiler, Mezzanine 1/Elevation 51	Elevation 28 fan dampener near boiler, SE side	
2019-09-19	U3-E28-040A	Fabric Joint	Elevation 28 at Fan dampener near boiler, Mezzanine 1/Elevation 51	Elevation 28 at Fan dampener near boiler	
2019-09-18	U3-E28-041A	4" OD Black Gasket	Elevation 28 S. of condenser	Elevation 28 S. Of condenser	
2019-09-18	U3-E28-042A	3" OD Black Gasket	Elevation 28 S. of condenser	Elevation 28 S. of condenser	
2019-09-18	U3-E28-043A	6" OD Green Gasket	Elevation 28 S. of condenser	Elevation 28 S. of condenser	
2019-09-18	U3-E28-044A	16" OD Black Gasket	Elevation 28 S. of condenser near number to FW heater and let bypass control valve	Elevation 28 number to FW heater and let bypass valve	
2019-09-18	U3-E28-045A	10" OD White Gasket	Elevation 28 near column F 22	Elevation 28 near column F 22	
2019-09-18	U3-E28-046A	8" OD White Gasket	Elevation 28 near column F 22	Elevation 28 near column F 22	
2019-09-18	U3-E41-047A	Cove Base, Brown	Elevation 41 unit 3/4 control room wall base	Elevation 41 unit 3/4 control room wall base	

OrderID: 161919538

19538

Date Collected	Sample Identification	Material Description	Homogeneous Area	Sample Location	Lab Identification (Lab Use Only)
2019-09-19	U3-E41-047B	Cove Base, Brown	Elevation 41 unit 3/4 control room wall base	Elevation 41 unit 3/4 control room, East wall	
2019-09-19	U3-E41-048A	Carpet Glue	Elevation 41 unit 3/4 control room floor under carpet and upstairs office	Elevation 41, Unit 3/4, Control Room, West Wall by Entry	
2019-09-19	U3-E41-048B	Carpet Glue	Elevation 41 unit 3/4 control room floor under carpet and upstairs office	Elevation 41, Unit 3/4, Control Room, Center	
2019-09-19	U3-E41-049A	Linoleum with Subfloor Material	Elevation 41 unit 3/4 control room floor	Elevation 41 unit 3/4 control room floor	
2019-09-19	U3-E41-049B	Linoleum with Subfloor Material	Elevation 41 unit 3/4 control room floor	Elevation 41 unit 3/4 control room floor, East side	
2019-09-19	U3-E41-050A	12" Acoustic Ceiling Tile (concealed spline)	Elevation 41 unit 3/4 control room ceiling	Elevation 41 unit 3/4 control room ceiling	
2019-09-19	U3-E41-050B	12" Acoustic Ceiling Tile (concealed spline)	Elevation 41 unit 3/4 control room ceiling	Elevation 41 unit 3/4 control, East Sise	
2019-09-18	U3-E41-051A	2' X 4' Acoustic Ceiling Panels	Elevation 41 unit 3/4 control room ceiling	Elevation 41 unit 3/4 control room ceiling	
2019-09-19	U3-E41-051B	2' X 4' Acoustic Ceiling Panels	Elevation 41 unit 3/4 control room ceiling	Elevation 41 unit 3/4 control, East Side	

OrderID: 161919538

19538

Date Collected	Sample Identification	Material Description	Homogeneous Area	Sample Location	Lab Identification (Lab Use Only)
2019-09-18	U3-E41-052A	Plaster	Level 41 unit 3/4 control room wall	Elevation 41 unit 3/4 control room wall	
2019-09-19	U3-E41-052B	Plaster	Level 41 unit 3/4 control room wall	Elevation 41 unit 3/4 control, East Wall	
2019-09-19	U3-E41-052C	Plaster	Level 41 unit 3/4 control room wall	Elevation 41 unit 3/4 control Room, SE Corner	
2019-09-19	U3-E41-053A	Red Vinyl Cove Base and Mastic	Elevation 41 operations office wall base	Elevation 41 Operations Office Wall Base, SE Corner	
2019-09-19	U3-E41-053B	Red Vinyl Cove Base and Mastic	Elevation 41 operations office wall base	Elevation 41 operations office, SW Corner	
2019-09-19	U3-E41-054A	Spray-Applied Fireproofing	Elevation 41 exterior entry to operations office ceiling overhang	Elevation 41 exterior entry to operations office ceiling overhang	
2019-09-18	U3-E41-054B	Spray-Applied Fireproofing	Elevation 41 exterior entry to operations office ceiling overhang	Elevation 41 exterior entry to operations office ceiling overhang	
2019-09-19	U3-E41-054C	Spray-Applied Fireproofing	Elevation 41 exterior entry to operations office ceiling overhang	Elevation 41 Biohazard Closet Ceiling	
2019-09-19	U3-E41-055A	Tan Vinyl Cove Base with Mastic	Elevation 41 biohazard closet wall base	Elevation 41 biohazard closet wall base	
2019-09-19	U3-E41-055B	Tan Vinyl Cove Base with Mastic	Elevation 41 biohazard closet wall base	Elevation 41 biohazard closet, East Side at the Entry	
2019-09-18	U3-E41-056A	Drywall with Joint Compound	Elevation 41 unit 3/4 control room office upstairs walls	Elevation 41 unit 3/4 control room office upstairs walls	

OrderID: 161919538

Date Collected	Sample Identification	Material Description	Homogeneous Area	Sample Location	Lab Identification (Lab Use Only)
2019-09-18	U3-E41-056B	Drywall with Joint Compound	Elevation 41 unit 3/4 control room office upstairs walls	Elevation 41 unit 3/4 control room office upstairs walls	
2019-09-18	U3-E41-056C	Drywall with Joint Compound	Elevation 41 unit 3/4 control room office upstairs walls	Elevation 41 unit 3/4 control room office upstairs walls	
2019-09-18	U3-E41-057A	Access Hatch Rope Gasket	Elevation 28 east side of boiler at access hatch, Elevation 117, Elevation 108, Elevation 94, Elevation 76, Elevation 85, Mezzanine 1/Elevation 51	Elevation 41 east side of boiler at access hatch	
2019-09-19	U3-E41-058A	Boiler Refractory Material	Elevation 41 inside boiler	Elevation 41 inside boiler	
2019-09-19	U3-E41-058B	Boiler Refractory Material	Elevation 41 inside boiler	Elevation 41 inside boiler	
2019-09-19	U3-E41-058C	Boiler Refractory Material	Elevation 41 inside boiler	Elevation 41 inside boiler	
2019-09-18	U3-E41-059A	Spray-Applied Coating	Elevation 41 interior turbine surfaces	Elevation 41 turbine interior surfaces	
2019-09-19	U3-E41-059B	Spray-Applied Coating	Elevation 41 interior turbine surfaces	Elevation 41 interior turbine surfaces	
2019-09-18	U3-E41-059C	Spray-Applied Coating	Elevation 41 interior turbine surfaces	Elevation 41 interior turbine surfaces	
2019-09-18	U3-E41-060A	48" OD TSI Pipe Elbow	Elevation 41 at turbine pipe elbows	Elevation 41 turbine pipe elbows	
2019-09-18	U3-E41-060B	48" OD TSI Pipe Elbow	Elevation 41 at turbine pipe elbows	Elevation 41 turbine pipe elbows	

OrderID: 161919538

Date Collected	Sample Identification	Material Description	Homogeneous Area	Sample Location	Lab Identification (Lab Use Only)
2019-09-18	U3-E41-060C	48" OD TSI Pipe Elbow	Elevation 41 at turbine pipe elbows	Elevation 41 at turbine pipe elbows	
2019-09-18	U3-E41-061A	48" OD TSI Pipe Insulation with Metal Jacket	Elevation 41 turbine pipe runs	Elevation 41 turbine pipe runs	
2019-09-18	U3-E41-061B	48" OD TSI Pipe Insulation with Metal Jacket	Elevation 41 turbine pipe runs	Elevation 41 at Turbine TSI pipe runs	
2019-09-18	U3-E41-061C	48" OD TSI Pipe Insulation with Metal Jacket	Elevation 41 turbine pipe runs	Elevation 41 at turbine TSI pipe runs	
2019-09-19	U3-E41-062A	White Large Oval Man Way Gasket	Elevation 41 at turbine	Elevation 41 at turbine man way opening	
2019-09-18	U3-E41-063A	Large Oval Green Man Way Gasket	Elevation 41 turbine manway opening	Elevation 41 turbine man way opening	
2019-09-19	U3-E41-064A	Insulation With Wire Mash	Unit 3, Elevation 41, South Side , Intermediate level between Highest and E130, Elevation 15	Unit 3, Elevation 41, SE Side	
2019-09-19	U3-E41-064B	Insulation With Wire Mash	Unit 3, Elevation 41, South Side , Intermediate level between Highest and E130, Elevation 15	Unit 3, Elevation 41, SE Side	
2019-09-19	U3-E41-064C	Insulation With Wire Mash	Unit 3, Elevation 41, South Side , Intermediate level between Highest and E130, Elevation 15	Unit 3, Elevation 41, NW Corner, Above Fan	

OrderID: 161919538

19538

Date Collected	Sample Identification	Material Description	Homogeneous Area	Sample Location	Lab Identification (Lab Use Only)
2019-09-19	U3-Mez1-065A	Insulation Behind Corrugated Metal	Unit 3, Mezzanine 1, behind corrugated Metal	Unit 3, Mezzanine 1, NE Corner of the Boiler	
2019-09-19	U3-Mez1-065B	Insulation Behind Corrugated Metal	Unit 3, Mezzanine 1, behind corrugated Metal	Unit 3, Mezzanine 1, West Wall Boiler	
2019-09-19	U3-E65-065C	Insulation Behind Corrugated Metal	Unit 3, Mezzanine 1, behind corrugated Metal	Unit 3, Elevation 65, Boiler NW Corner	
2019-09-19	U3-E65-066A	Concrete Roof	Unit 3/4 Control Room, Roof	Unit 3, Control Room Roof, Entry by the Stairs	
2019-09-19	U3-E65-066B	Concrete Roof	Unit 3/4 Control Room, Roof	Unit 3, Control Room Roof, North Side	
2019-09-19	U3-E85-067A	Linoleum Square Pattern	Unit 3, Elevation 85, Continuous Emission Monitoring System Control Cabinet	Unit 3, Elevation 85, Continuous Emission Monitoring System Control Cabinet, Entry	
2019-09-19	U3-E85-067B	Linoleum Square Pattern	Unit 3, Elevation 85, Continuous Emission Monitoring System Control Cabinet	Unit 3, Elevation 85, Continuous Emission Monitoring System Control Cabinet, By the West Wall	
2019-09-19	U3-E85-068A	Rope Gasket on Manway Access Panel	Unit 3, Elevation 85, South Side by the Access to the Stack	Unit 3, Elevation 85, SW Side by the Building Exterior Area Access Door	

OrderID: 161919538

19538

Date Collected	Sample Identification	Material Description	Homogeneous Area	Sample Location	Lab Identification (Lab Use Only)
2019-09-19	U3-E85-069A	4" Cream Vinyl Covebase and Adhesive	Unit 3, Elevation 85, Continuous Emission Monitoring System Control Cabinet	Unit 3, Elevation 85, Continuous Emission Monitoring System Control Cabinet, East Wall by the Entry	
2019-09-19	U3-E85-069B	4" Cream Vinyl Covebase and Adhesive	Unit 3, Elevation 85, Continuous Emission Monitoring System Control Cabinet	Unit 3, Elevation 85, Continuous Emission Monitoring System Control Cabinet, West Wall	
2019-09-19	U3-E94-070A	8" OD TSI Pipe Elbow	Unit 3, Elevation 94 NW Corner of the Boiler , Unit 3, Elevation 130, Highest Elevation , Elevation 41, Elevation 28, Elevation 15, Elevation 94, Elevation 65, Elevation 85	Unit 3, Elevation 94, SW Corner of the Boiler	
2019-09-19	U3-E130-070B	8" OD TSI Pipe Elbow	Unit 3, Elevation 94 NW Corner of the Boiler , Unit 3, Elevation 130, Highest Elevation , Elevation 41, Elevation 28, Elevation 15, Elevation 94, Elevation 65, Elevation 85	Unit 3, Elevation 130, NE Corner of the Boiler	
2019-09-19	U3-E130-070C	8" OD TSI Pipe Elbow	Unit 3, Elevation 94 NW Corner of the Boiler , Unit 3, Elevation 130, Highest Elevation , Elevation 41, Elevation 28, Elevation 15, Elevation 94, Elevation 65, Elevation 85	Unit 3, Elevation 130, NW Corner of the Boiler	
2019-09-20	U3-E28-071A	Fire Door Insulation	Highest Elevation , Elevation 94, Elevation 85, Elevation 41, Elevation 15, Elevation 6	Electrical Room	

Special Instruction to Laboratory:

N/A

OrderID: 161919538

19538

CHAIN OF CUSTODY INFORMATION					
Relinquished By:	Date	Time	Received By:	Date	Time
I. (Print): Chris Blake	2019-09-23	10:04:50 PDT	I. (Print):		
(Sign): CB			(Sign):		
II. (Print):			II. (Print):		
(Sign):			(Sign): JHalls	9-24-19	9:40am fx

OrderID: 161919538

EMSL Analytical, Inc.

706 Gralin Street Kernersville, NC 27284

Tel/Fax: (336) 992-1025 / (336) 992-4175

http://www.EMSL.com / greensborolab@emsl.com

EMSL Order:	021906528
Customer ID:	32TRCS62
Customer PO:	330541
Project ID:	

Attention:	Michelle Campbell	**Phone:**	(949) 727-7388
	TRC Environmental Corp.	**Fax:**	(949) 727-7311
	17911 Von Karman Avenue	**Received Date:**	09/24/2019 9:00 AM
	Suite 400	**Analysis Date:**	09/26/2019 - 09/28/2019
	Irvine, CA 92614	**Collected Date:**	09/16/2019

Project: Dynergy/Luminant - Morro Bay Unit 4-Pre Demo ACM Survey/ Morro Bay Power Plant - Units 1,2,3, and 4, Warehouse, Maintenance and Administration Building

Test Report: Asbestos Analysis of Bulk Materials via EPA 600/R-93/116 Method using Polarized Light Microscopy

			Non-Asbestos		Asbestos
Sample	**Description**	**Appearance**	**% Fibrous**	**% Non-Fibrous**	**% Type**
U4-E6-001A *021906528-0001*	Unit 4, NW Corner - OD10" TSI Pipe Insulation	White Fibrous Homogeneous	5% Synthetic	95% Non-fibrous (Other)	None Detected
U4-E6-001B *021906528-0002*	Unit 4, North Wall, Opposite Condensate 9 - OD10" TSI Pipe Insulation	White Fibrous Homogeneous	5% Synthetic	95% Non-fibrous (Other)	None Detected
U4-E6-002A *021906528-0003*	Unit, NE Side - OD6" TSI Pipe Insulation	Beige Fibrous Homogeneous	10% Cellulose 2% Synthetic	88% Non-fibrous (Other)	None Detected
U4-E6-002B *021906528-0004*	Unit, NW Corner - OD6" TSI Pipe Insulation	Beige Fibrous Homogeneous	10% Cellulose 2% Synthetic	88% Non-fibrous (Other)	None Detected
U4-E6-002C *021906528-0005*	South End Pipe Run Near Elevator - OD6" TSI Pipe Insulation	Beige Fibrous Homogeneous	10% Cellulose 2% Synthetic	88% Non-fibrous (Other)	None Detected
U4-E6-003A-Mastic *021906528-0006*	Unit4, NW Side - OD6" TSI Elbow	Black Fibrous Homogeneous	10% Glass	80% Non-fibrous (Other)	10% Chrysotile
U4-E6-003A-Insulation *021906528-0006A*	Unit4, NW Side - OD6" TSI Elbow	Beige Fibrous Homogeneous	10% Cellulose 1% Min. Wool	89% Non-fibrous (Other)	None Detected
U4-E6-003B-Mastic *021906528-0007*	Unit 4, NE Corner - OD6" TSI Elbow	Black Fibrous Homogeneous	<1% Cellulose 10% Glass	80% Non-fibrous (Other)	10% Chrysotile
U4-E6-003B-Insulation *021906528-0007A*	Unit 4, NE Corner - OD6" TSI Elbow	Beige Fibrous Homogeneous	15% Cellulose	85% Non-fibrous (Other)	None Detected
U4-E6-003C-Mastic *021906528-0008*	South End Pipe Run Near Elevator - OD6" TSI Elbow	Black Non-Fibrous Homogeneous	1% Cellulose 10% Glass	79% Non-fibrous (Other)	10% Chrysotile
U4-E6-003C-Insulation *021906528-0008A*	South End Pipe Run Near Elevator - OD6" TSI Elbow	Beige Fibrous Homogeneous	15% Cellulose	85% Non-fibrous (Other)	None Detected
U4-E6-004A-Mastic *021906528-0009*	Unit 4, NW Side - OD10" TSI Elbow	Black Fibrous Homogeneous	10% Glass	80% Non-fibrous (Other)	10% Chrysotile
U4-E6-004A-Insulation *021906528-0009A*	Unit 4, NW Side - OD10" TSI Elbow	Tan Fibrous Homogeneous	5% Cellulose 5% Min. Wool	90% Non-fibrous (Other)	None Detected
U4-E6-004B-Mastic *021906528-0010*	Unit 4, NE Side - OD10" TSI Elbow	Black Fibrous Homogeneous	10% Glass	80% Non-fibrous (Other)	10% Chrysotile
U4-E6-004B-Insulation *021906528-0010A*	Unit 4, NE Side - OD10" TSI Elbow	Tan Fibrous Homogeneous	5% Cellulose 15% Min. Wool	80% Non-fibrous (Other)	None Detected

Initial report from: 09/30/2019 08:14:23

EMSL Analytical, Inc.
706 Gralin Street Kernersville, NC 27284
Tel/Fax: (336) 992-1025 / (336) 992-4175
http://www.EMSL.com / greensborolab@emsl.com

EMSL Order: 021906528
Customer ID: 32TRCS62
Customer PO: 330541
Project ID:

Test Report: Asbestos Analysis of Bulk Materials via EPA 600/R-93/116 Method using Polarized Light Microscopy

			Non-Asbestos		Asbestos
Sample	**Description**	**Appearance**	**% Fibrous**	**% Non-Fibrous**	**% Type**
U4-E6-004C-Mastic *021906528-0011*	SE Corner Pipe Run Near Heater for Drip Pump - OD10" TSI Elbow	Black Non-Fibrous Homogeneous	5% Glass	85% Non-fibrous (Other)	10% Chrysotile
U4-E6-004C-Insulation *021906528-0011A*	SE Corner Pipe Run Near Heater for Drip Pump - OD10" TSI Elbow	Tan Fibrous Homogeneous	5% Cellulose 15% Min. Wool	80% Non-fibrous (Other)	None Detected
U4-E6-005A *021906528-0012*	Unit 4, Center, Opposite Cable Box - Sea Water Pipe Concrete	Gray Non-Fibrous Homogeneous	<1% Cellulose	20% Quartz 80% Non-fibrous (Other)	None Detected
U4-E6-006A *021906528-0013*	Unit 4, Sea Water Pipe, Center Opposite Fire Extinguisher - Concrete Seal on Sea Water Pipe	Gray Non-Fibrous Homogeneous	<1% Cellulose	20% Quartz 80% Non-fibrous (Other)	None Detected
U4-E6-007A *021906528-0014*	Unit4, West Side of MV6 and MV7 - White Gasket	Brown Fibrous Homogeneous	50% Cellulose 35% Synthetic 5% Glass 5% Fibrous (Other)	5% Non-fibrous (Other)	None Detected
U4-E6-008A *021906528-0015*	Unit 4, South End by the Exit - Fabric Duct Seam	Gray Fibrous Homogeneous		20% Non-fibrous (Other)	80% Chrysotile
U4-E15-008B-Wrap *021906528-0016*	East Side of Boiler - Fabric Duct Seam	Black/Green Fibrous Homogeneous	80% Glass	20% Non-fibrous (Other)	None Detected
U4-E15-008B-Insulation *021906528-0016A*	East Side of Boiler - Fabric Duct Seam	White Fibrous Homogeneous	100% Glass		None Detected
U4-E28-008C-Wrap *021906528-0017*	PAPCO Vent - Fabric Duct Seam	White/Black Fibrous Heterogeneous	60% Glass	40% Non-fibrous (Other)	None Detected
U4-E28-008C-Insulation *021906528-0017A*	PAPCO Vent - Fabric Duct Seam	White Fibrous Homogeneous	100% Glass		None Detected
U4-E6-009A *021906528-0018*	SE Corner Pipe Run Near Heater Drip Pump 4 - OD18" TSI Pipe Insulation with Metal Jacket	White Fibrous Homogeneous		30% Ca Carbonate 40% Non-fibrous (Other)	20% Amosite 10% Chrysotile
U4-E6-009B *021906528-0019*	Southeast Corner Pipe Run Near Heather 4 Drip Pump - OD18" TSI Pipe Insulation with Metal Jacket	White Fibrous Homogeneous		30% Ca Carbonate 45% Non-fibrous (Other)	25% Amosite
U4-E6-009C *021906528-0020*	South East Corner Pipe Run Near Heater Drip Pump 4 - OD18" TSI Pipe Insulation with Metal Jacket	White Fibrous Homogeneous		77% Non-fibrous (Other)	15% Amosite 8% Chrysotile
U4-E6-010A *021906528-0021*	South East Corner Near Heater for Drip Pump Pipe Run - OD18" TSI Pipe Elbow	White Fibrous Homogeneous		30% Ca Carbonate 40% Non-fibrous (Other)	10% Amosite 20% Chrysotile

Initial report from: 09/30/2019 08:14:23

EMSL Analytical, Inc.
706 Gralin Street Kernersville, NC 27284
Tel/Fax: (336) 992-1025 / (336) 992-4175
http://www.EMSL.com / greensborolab@emsl.com

EMSL Order: 021906528
Customer ID: 32TRCS62
Customer PO: 330541
Project ID:

Test Report: Asbestos Analysis of Bulk Materials via EPA 600/R-93/116 Method using Polarized Light Microscopy

			Non-Asbestos		Asbestos
Sample	**Description**	**Appearance**	**% Fibrous**	**% Non-Fibrous**	**% Type**
U4-E6-010B *021906528-0022*	South East Corner Pipe Elbow Near Heater 4 Drip Pump - OD18" TSI Pipe Elbow	Gray/White Fibrous Homogeneous		30% Ca Carbonate 45% Non-fibrous (Other)	5% Amosite 20% Chrysotile
U4-E6-010C *021906528-0023*	South East Corner TSI Pipe Elbow Near Heater 4 Drip Pump - OD18" TSI Pipe Elbow	Gray Fibrous Homogeneous		85% Non-fibrous (Other)	15% Amosite
U4-E6-011A *021906528-0024*	South End Ceiling Miscellaneous Drip Return Tank Number 4 - TSI Tank Insulation	White Fibrous Homogeneous		30% Ca Carbonate 45% Non-fibrous (Other)	5% Amosite 20% Chrysotile
U4-E6-011B *021906528-0025*	South and Ceiling Miscellaneous Drip Return Tank Number 4 - TSI Tank Insulation	White Fibrous Homogeneous		30% Ca Carbonate 40% Non-fibrous (Other)	15% Amosite 15% Chrysotile
U4-E6-011C *021906528-0026*	South and Ceiling Miscellaneous Drip Return Tank Number 4 - TSI Tank Insulation	Gray/White Fibrous Homogeneous	<1% Cellulose 15% Min. Wool	60% Non-fibrous (Other)	5% Amosite 20% Chrysotile
U4-E6-012A *021906528-0027*	Center Wall Near Miscellaneous Drip Return Tan Number 4 - Concrete	Tan Non-Fibrous Homogeneous	<1% Cellulose	30% Quartz 70% Non-fibrous (Other)	None Detected
U4-E15-012B *021906528-0028*	NE Corner Near Lower Tubine Area - Concrete	Tan Non-Fibrous Homogeneous	<1% Cellulose	40% Quartz 60% Non-fibrous (Other)	None Detected
U4-E28-012C *021906528-0029*	Outside Elevator - Concrete	Gray Non-Fibrous Homogeneous		40% Quartz 60% Non-fibrous (Other)	None Detected
U4-E15-013A *021906528-0030*	South of Elevator - TSI Pump Jacketing	White Fibrous Homogeneous	5% Glass	30% Ca Carbonate 48% Non-fibrous (Other)	2% Amosite 15% Chrysotile
U4-E15-013B *021906528-0031*	South of Elevator - TSI Pump Jacketing	Gray/Tan Fibrous Homogeneous		30% Ca Carbonate 42% Non-fibrous (Other)	20% Amosite 8% Chrysotile
U4-E15-013C *021906528-0032*	South of Elevator - TSI Pump Jacketing	Gray Fibrous Homogeneous	<1% Cellulose 5% Glass	70% Non-fibrous (Other)	15% Amosite 10% Chrysotile
U4-E15-014A *021906528-0033*	SE of Elevator - 8" OD TSI Pipe Insulation	Blue Fibrous Homogeneous	15% Synthetic 1% Glass	84% Non-fibrous (Other)	None Detected
U4-E51-014B *021906528-0034*	Corner of Boiler - 8" OD TSI Pipe Insulation	White/Beige Fibrous Homogeneous	10% Synthetic 1% Glass	30% Ca Carbonate 59% Non-fibrous (Other)	None Detected
U4-E28-014C *021906528-0035*	Under Turbine - 8" OD TSI Pipe Insulation	Gray/White Fibrous Homogeneous	5% Glass	65% Non-fibrous (Other)	10% Amosite 20% Chrysotile
U4-E15-015A-Insulation *021906528-0036*	SE of Elevator - 60" Square Duct Insulation	Brown Fibrous Homogeneous	5% Cellulose 5% Glass	80% Non-fibrous (Other)	10% Chrysotile
U4-E15-015A-Tar *021906528-0036A*	SE of Elevator - 60" Square Duct Insulation	Black Fibrous Homogeneous	10% Cellulose 1% Glass	89% Non-fibrous (Other)	None Detected

Initial report from: 09/30/2019 08:14:23

EMSL Analytical, Inc.
706 Gralin Street Kernersville, NC 27284
Tel/Fax: (336) 992-1025 / (336) 992-4175
http://www.EMSL.com / greensborolab@emsl.com

EMSL Order:	021906528
Customer ID:	32TRCS62
Customer PO:	330541
Project ID:	

Test Report: Asbestos Analysis of Bulk Materials via EPA 600/R-93/116 Method using Polarized Light Microscopy

			Non-Asbestos		Asbestos
Sample	**Description**	**Appearance**	**% Fibrous**	**% Non-Fibrous**	**% Type**
U4-E15-015B *021906528-0037*	East Side of Boiler - 60" Square Duct Insulation	Gray/Tan/White Fibrous Heterogeneous	5% Cellulose 45% Min. Wool	20% Non-fibrous (Other)	30% Chrysotile
U4-E15-016A *021906528-0038*	North of Boiler - 4" OD TSI Pipe Insulation	Gray Fibrous Homogeneous		70% Non-fibrous (Other)	15% Amosite 15% Chrysotile
U4-E28-016B *021906528-0039*	No 7 Sec fo Heater - 4" OD TSI Pipe Insulation	Gray Fibrous Homogeneous		70% Non-fibrous (Other)	20% Amosite 10% Chrysotile
U4-E41-016C *021906528-0040*	Next to Additive Day Tank - 4" OD TSI Pipe Insulation	Gray Fibrous Homogeneous		70% Non-fibrous (Other)	20% Amosite 10% Chrysotile
U4-E15-017A *021906528-0041*	North Side of Boiler - 4" OD TSI Pipe Insulation	Gray/Beige Fibrous Homogeneous	30% Min. Wool	60% Non-fibrous (Other)	2% Amosite 8% Chrysotile
U4-E28-017B *021906528-0042*	No 7 Sec fo Heater - 4" OD TSI Pipe Insulation	Gray/Tan/Beige Fibrous Homogeneous	30% Min. Wool	50% Non-fibrous (Other)	5% Amosite 15% Chrysotile
U4-E41-017C *021906528-0043*	Next to Additive Day Tank - 4" OD TSI Pipe Insulation	Gray/Tan/Beige Fibrous Heterogeneous	30% Min. Wool	50% Non-fibrous (Other)	5% Amosite 15% Chrysotile
U4-E15-018A *021906528-0044*	NE of Boiler - 14" OD TSI Pipe Insulation	Gray Fibrous Homogeneous		77% Non-fibrous (Other)	20% Amosite 3% Chrysotile
U4-E41-018B *021906528-0045*	West Sec Super Heat - 14" OD TSI Pipe Insulation	Yellow Fibrous Homogeneous	5% Cellulose	95% Non-fibrous (Other)	None Detected
U4-E41-018C *021906528-0046*	East Sec Super Heat - 14" OD TSI Pipe Insulation	Yellow Fibrous Homogeneous	5% Cellulose	95% Non-fibrous (Other)	None Detected
U4-E15-019A *021906528-0047*	NE of Boiler - 14" OD TSI Elbow	Gray Fibrous Homogeneous		82% Non-fibrous (Other)	15% Amosite 3% Chrysotile
U4-E41-019B *021906528-0048*	West Sec Super Heat - 14" OD TSI Elbow	Purple Fibrous Homogeneous	10% Synthetic	90% Non-fibrous (Other)	None Detected
U4-E41-019C *021906528-0049*	East Sec Super Heat - 14" OD TSI Elbow	Beige Fibrous Homogeneous	10% Synthetic	90% Non-fibrous (Other)	None Detected
U4-E15-020A *021906528-0050*	Under Turbine - 36" OD TSI Pipe Insulation	Gray Fibrous Homogeneous		75% Non-fibrous (Other)	10% Amosite 15% Chrysotile
U4-E28-020B *021906528-0051*	Main Steam Stack - 36" OD TSI Pipe Insulation	White Fibrous Homogeneous	5% Synthetic	95% Non-fibrous (Other)	None Detected
U4-E41-020C *021906528-0052*	No 4 Unit Main Steam - 36" OD TSI Pipe Insulation	Gray Fibrous Homogeneous		80% Non-fibrous (Other)	5% Amosite 15% Chrysotile
U4-E15-021A *021906528-0053*	Turbine Bearing Oil Pump - 6" Black Glasket	Brown/Red Fibrous Homogeneous	30% Cellulose 25% Synthetic 3% Glass 3% Fibrous (Other)	39% Non-fibrous (Other)	None Detected
U4-E28-021B *021906528-0054*	Pre-Heat Steam System - 6" Black Glasket	Gray/Black/Blue Fibrous Heterogeneous	5% Cellulose	55% Non-fibrous (Other)	40% Chrysotile

Initial report from: 09/30/2019 08:14:23

EMSL Analytical, Inc.
706 Gralin Street Kernersville, NC 27284
Tel/Fax: (336) 992-1025 / (336) 992-4175
http://www.EMSL.com / greensborolab@emsl.com

EMSL Order: 021906528
Customer ID: 32TRCS62
Customer PO: 330541
Project ID:

Test Report: Asbestos Analysis of Bulk Materials via EPA 600/R-93/116 Method using Polarized Light Microscopy

			Non-Asbestos		Asbestos
Sample	**Description**	**Appearance**	**% Fibrous**	**% Non-Fibrous**	**% Type**
U4-E15-022A *021906528-0055*	Next to Condensate Flow Ejection - 12" OD TSI Pipe Insulation	Gray Fibrous Homogeneous		30% Ca Carbonate 45% Non-fibrous (Other)	25% Amosite
U4-E65-022B *021906528-0056*	Corner of Boiler - 12" OD TSI Pipe Insulation	White Fibrous Homogeneous		30% Ca Carbonate 50% Non-fibrous (Other)	10% Amosite 10% Chrysotile
U4-E28-022C *021906528-0057*	Under Turbine-Reheat Steam Supply - 12" OD TSI Pipe Insulation	White Fibrous Homogeneous		20% Ca Carbonate 60% Non-fibrous (Other)	10% Amosite 10% Chrysotile
U4-E15-023A *021906528-0058*	Next to Condensate Air Enjector - 12" OD TSI Elbow	Gray Fibrous Homogeneous		30% Ca Carbonate 53% Non-fibrous (Other)	12% Amosite 5% Chrysotile
U4-E65-023B *021906528-0059*	Corner of Boiler - 12" OD TSI Elbow	White Fibrous Homogeneous		30% Ca Carbonate 55% Non-fibrous (Other)	5% Amosite 10% Chrysotile
U4-E28-023C *021906528-0060*	Under Turbine - 12" OD TSI Elbow	Gray/White Fibrous Homogeneous		20% Ca Carbonate 68% Non-fibrous (Other)	2% Amosite 10% Chrysotile
U4-E28-024A *021906528-0061*	Electrical Room - Black Wall Caulking	Black Non-Fibrous Homogeneous	1% Glass	99% Non-fibrous (Other)	None Detected
U4-E28-024B *021906528-0062*	Electrical Room - Black Wall Caulking	Black Non-Fibrous Homogeneous	<1% Cellulose 1% Glass	99% Non-fibrous (Other)	None Detected
U4-E28-025A *021906528-0063*	Next to Main Steam Stack - 2" OD TSI Insulation	White Fibrous Homogeneous		20% Ca Carbonate 60% Non-fibrous (Other)	20% Amosite
U4-E28-025B *021906528-0064*	No 8 Sec fo Heater - 2" OD TSI Insulation	White Fibrous Homogeneous		30% Ca Carbonate 40% Non-fibrous (Other)	15% Amosite 15% Chrysotile
U4-E28-025C *021906528-0065*	Next to Sec fo Heater - 2" OD TSI Insulation	Gray/White Fibrous Homogeneous		20% Ca Carbonate 55% Non-fibrous (Other)	10% Amosite 15% Chrysotile
U4-E28-026A *021906528-0066*	Next to Boiler - 2" OD TSI Elbow	Gray Fibrous Homogeneous		75% Non-fibrous (Other)	25% Amosite
U4-E28-026B *021906528-0067*	No 8 Sec fo Heater - 2" OD TSI Elbow	Brown/Gray/Tan Fibrous Homogeneous	20% Min. Wool	55% Non-fibrous (Other)	10% Amosite 15% Chrysotile
U4-E28-026C *021906528-0068*	Sec fo Heater - 2" OD TSI Elbow	Gray/Tan Fibrous Heterogeneous	20% Min. Wool	55% Non-fibrous (Other)	10% Amosite 15% Chrysotile
U4-E28-027A *021906528-0069*	Extr stm to HTR Pipe - 16" OD TSI Pipe Insulation	Gray Fibrous Homogeneous		75% Non-fibrous (Other)	20% Amosite 5% Chrysotile
U4-E28-027B *021906528-0070*	Extr stx to Heater - 16" OD TSI Pipe Insulation	Gray Fibrous Homogeneous		77% Non-fibrous (Other)	20% Amosite 3% Chrysotile
U4-E41-027C *021906528-0071*	FW Heater Outlet Outlet - 16" OD TSI Pipe Insulation	Gray Fibrous Homogeneous		77% Non-fibrous (Other)	20% Amosite 3% Chrysotile
U4-E28-028A *021906528-0072*	Extr stm to HTR Pipe - 16" OD TSI Elbow	Gray Fibrous Homogeneous		75% Non-fibrous (Other)	20% Amosite 5% Chrysotile

Initial report from: 09/30/2019 08:14:23

EMSL Analytical, Inc.
706 Gralin Street Kernersville, NC 27284
Tel/Fax: (336) 992-1025 / (336) 992-4175
http://www.EMSL.com / greensborolab@emsl.com

EMSL Order:	021906528
Customer ID:	32TRCS62
Customer PO:	330541
Project ID:	

Test Report: Asbestos Analysis of Bulk Materials via EPA 600/R-93/116 Method using Polarized Light Microscopy

			Non-Asbestos		Asbestos
Sample	**Description**	**Appearance**	**% Fibrous**	**% Non-Fibrous**	**% Type**
U4-E28-028B *021906528-0073*	Extr stx to HTR - 16" OD TSI Elbow	Gray Fibrous Homogeneous		75% Non-fibrous (Other)	20% Amosite 5% Chrysotile
U4-E41-028C *021906528-0074*	FW Water Heater Outlet - 16" OD TSI Elbow	Gray Fibrous Homogeneous		75% Non-fibrous (Other)	20% Amosite 5% Chrysotile
U4-E28-029A *021906528-0075*	Between Boiler and Turbine - Spray-on Phone Booth Insulation	Brown/Black Fibrous Homogeneous	1% Cellulose	91% Non-fibrous (Other)	8% Chrysotile
U4-E41-029B *021906528-0076*	Outside Elevator - Spray-on Phone Booth Insulation	Brown/Black Fibrous Homogeneous	1% Cellulose	91% Non-fibrous (Other)	8% Chrysotile
U4-E28-030A *021906528-0077*	At Corner below Turbine- Drip Pot Tank - TSI Tank Insulation	Gray Fibrous Homogeneous		77% Non-fibrous (Other)	20% Amosite 3% Chrysotile
U4-E28-030B *021906528-0078*	Behind Boiler along Exterior Wall - TSI Tank Insulation	Gray Fibrous Homogeneous		77% Non-fibrous (Other)	20% Amosite 3% Chrysotile
U4-E41-030C *021906528-0079*	Additive Day Tank - TSI Tank Insulation	Gray Fibrous Homogeneous		77% Non-fibrous (Other)	20% Amosite 3% Chrysotile
U4-E28-031A *021906528-0080*	Drip Pot Tank - TSI Valve Insulation	Gray Fibrous Homogeneous		70% Non-fibrous (Other)	5% Amosite 25% Chrysotile
U4-E28-031B *021906528-0081*	Under Turbine-Reheat Steam Supply - TSI Valve Insulation	Gray Fibrous Homogeneous		77% Non-fibrous (Other)	20% Amosite 3% Chrysotile
U4-E15-031C *021906528-0082*	South of Elevator - TSI Valve Insulation	Gray Fibrous Homogeneous		75% Non-fibrous (Other)	5% Amosite 20% Chrysotile
U4-E28-032A-Mastic *021906528-0083*	Next to Drip Pot Tank - Black Pipe Wrap	Black Non-Fibrous Homogeneous	5% Cellulose	95% Non-fibrous (Other)	None Detected
U4-E28-032A-Insulation *021906528-0083A*	Next to Drip Pot Tank - Black Pipe Wrap	White Fibrous Homogeneous	99% Min. Wool	1% Non-fibrous (Other)	None Detected
U4-E28-032B *021906528-0084*	BFP Discharge Line - Black Pipe Wrap	Black Fibrous Homogeneous	8% Cellulose	92% Non-fibrous (Other)	None Detected
U4-E15-032C *021906528-0085*	South of Elevator - Black Pipe Wrap	Black Fibrous Homogeneous	8% Cellulose	92% Non-fibrous (Other)	None Detected
U4-E28-033A *021906528-0086*	Boiler View Port Hole - Rope Gasket	Tan Fibrous Homogeneous	100% Glass		None Detected
U4-E41-033B *021906528-0087*	Side of Boiler - Rope Gasket	Tan Fibrous Homogeneous	100% Glass		None Detected
U4-E41-033C *021906528-0088*	Side of Boiler - Rope Gasket	Tan Fibrous Homogeneous	100% Glass		None Detected
U4-E41-034A *021906528-0089*	Turbine 9 Side Door - Spray Applied Coating	Gray/Red/Yellow Non-Fibrous Homogeneous		98% Non-fibrous (Other)	2% Chrysotile

Initial report from: 09/30/2019 08:14:23

EMSL Analytical, Inc.
706 Gralin Street Kernersville, NC 27284
Tel/Fax: (336) 992-1025 / (336) 992-4175
http://www.EMSL.com / greensborolab@emsl.com

EMSL Order: 021906528
Customer ID: 32TRCS62
Customer PO: 330541
Project ID:

Test Report: Asbestos Analysis of Bulk Materials via EPA 600/R-93/116 Method using Polarized Light Microscopy

			Non-Asbestos		Asbestos
Sample	**Description**	**Appearance**	**% Fibrous**	**% Non-Fibrous**	**% Type**
U4-E41-034B *021906528-0090*	End of Turbine #8 - Spray Applied Coating	Gray/Yellow Non-Fibrous Homogeneous		5% Ca Carbonate 93% Non-fibrous (Other)	2% Chrysotile
U4-E41-034C *021906528-0091*	End of Turbine #8 - Spray Applied Coating	Gray/Yellow Non-Fibrous Homogeneous		5% Ca Carbonate 93% Non-fibrous (Other)	2% Chrysotile
U4-E41-035A *021906528-0092*	No 4 Pipe to Turbine 9 - 48" OD TSI Pipe Insulation	Gray/White Fibrous Homogeneous		20% Ca Carbonate 50% Non-fibrous (Other)	15% Amosite 15% Chrysotile
U4-E41-035B *021906528-0093*	Turbine Connection Pipe - 48" OD TSI Pipe Insulation	Gray/White Fibrous Homogeneous		20% Ca Carbonate 50% Non-fibrous (Other)	15% Amosite 15% Chrysotile
U4-E41-035C *021906528-0094*	Turbine Connecting Pipes - 48" OD TSI Pipe Insulation	White Fibrous Homogeneous		20% Ca Carbonate 55% Non-fibrous (Other)	10% Amosite 15% Chrysotile
U4-E41-036A *021906528-0095*	No 4 Pipe on Turbine 9 - 48" OD TSI Elbow	Tan Fibrous Homogeneous	30% Min. Wool	53% Non-fibrous (Other)	2% Amosite 15% Chrysotile
U4-E41-036B *021906528-0096*	Turbine Connection Pipe - 48" OD TSI Elbow	Beige Fibrous Homogeneous		75% Non-fibrous (Other)	20% Amosite 5% Chrysotile
U4-E41-036C *021906528-0097*	Turbine Connecting Pipe - 48" OD TSI Elbow	Tan Fibrous Homogeneous		82% Non-fibrous (Other)	3% Amosite 15% Chrysotile
U4-E41-037A *021906528-0098*	Turbine 8 Man Hole - Oval Gasket	Brown Fibrous Homogeneous	50% Cellulose 30% Synthetic 5% Glass 5% Fibrous (Other)	10% Non-fibrous (Other)	None Detected
U4-E41-038A-Cove Base *021906528-0099*	Smoking Room - Brown Cove Base and Adhesive	Gray Non-Fibrous Homogeneous		100% Non-fibrous (Other)	None Detected
U4-E41-038A-Mastic *021906528-0099A*	Smoking Room - Brown Cove Base and Adhesive	Tan Non-Fibrous Homogeneous	<1% Cellulose	100% Non-fibrous (Other)	None Detected
U4-E41-038B-Cove Base *021906528-0100*	Smoking Room - Brown Cove Base and Adhesive	Gray Non-Fibrous Homogeneous		100% Non-fibrous (Other)	None Detected
U4-E41-038B-Mastic *021906528-0100A*	Smoking Room - Brown Cove Base and Adhesive	Tan Non-Fibrous Homogeneous	<1% Cellulose	100% Non-fibrous (Other)	None Detected
U4-E41-039A-Gypsum Board *021906528-0101*	Smoking Room - Gypsum Board and Joint Compound	Brown/Gray Fibrous Homogeneous	10% Cellulose 1% Glass	89% Non-fibrous (Other)	None Detected
U4-E41-039A-Joint Compound *021906528-0101A*	Smoking Room - Gypsum Board and Joint Compound	White Non-Fibrous Homogeneous		30% Ca Carbonate 70% Non-fibrous (Other)	None Detected
U4-E41-039B-Gypsum Board *021906528-0102*	Smoking Room - Gypsum Board and Joint Compound	Brown/Gray Fibrous Homogeneous	10% Cellulose 1% Glass	89% Non-fibrous (Other)	None Detected
U4-E41-039B-Joint Compound *021906528-0102A*	Smoking Room - Gypsum Board and Joint Compound	White Non-Fibrous Homogeneous		30% Ca Carbonate 70% Non-fibrous (Other)	None Detected

Initial report from: 09/30/2019 08:14:23

EMSL Analytical, Inc.
706 Gralin Street Kernersville, NC 27284
Tel/Fax: (336) 992-1025 / (336) 992-4175
http://www.EMSL.com / greensborolab@emsl.com

EMSL Order: 021906528
Customer ID: 32TRCS62
Customer PO: 330541
Project ID:

Test Report: Asbestos Analysis of Bulk Materials via EPA 600/R-93/116 Method using Polarized Light Microscopy

			Non-Asbestos		Asbestos
Sample	**Description**	**Appearance**	**% Fibrous**	**% Non-Fibrous**	**% Type**
U4-E41-039C-Gypsum Board *021906528-0103*	Smoking Room - Gypsum Board and Joint Compound	Brown/Gray Fibrous Heterogeneous	15% Cellulose 1% Glass	84% Non-fibrous (Other)	None Detected
U4-E41-039C-Joint Compound *021906528-0103A*	Smoking Room - Gypsum Board and Joint Compound	White Non-Fibrous Homogeneous		30% Ca Carbonate 70% Non-fibrous (Other)	None Detected
U4-E51-040A *021906528-0104*	Corner of Boiler - 8" OD TSI Elbow	Tan Fibrous Homogeneous		75% Non-fibrous (Other)	10% Amosite 15% Chrysotile
U4-E28-040B *021906528-0105*	Under Turbine - 8" OD TSI Elbow	Gray/Tan Fibrous Homogeneous		65% Non-fibrous (Other)	15% Amosite 20% Chrysotile
U4-E15-040C *021906528-0106*	South of Elevator - 8" OD TSI Elbow	Tan Fibrous Homogeneous		80% Non-fibrous (Other)	15% Amosite 5% Chrysotile
U4-E28-041A *021906528-0107*	Corner of Boiler - Duct Seam Caulking/Filler	Gray Fibrous Homogeneous		20% Non-fibrous (Other)	80% Chrysotile
U4-E15-041B *021906528-0108*	Corner of Boiler Unit - Duct Seam Caulking/Filler	Gray Fibrous Homogeneous		20% Non-fibrous (Other)	80% Chrysotile
U4-E41-041C *021906528-0109*	Across From no 1 FWH Bypass Pipes - Duct Seam Caulking/Filler	Gray/Silver Fibrous Homogeneous		20% Non-fibrous (Other)	80% Chrysotile
U4-E28-042A *021906528-0110*	Extra stm to Heater - Silver Caulking	Silver Non-Fibrous Homogeneous		100% Non-fibrous (Other)	None Detected
U4-E15-042B *021906528-0111*	Cold Reheat Line - Silver Caulking	Silver Non-Fibrous Homogeneous		100% Non-fibrous (Other)	None Detected
U4-E41-042C *021906528-0112*	Corner of Boiler Closest to Control Room - Silver Caulking	Silver Non-Fibrous Homogeneous		100% Non-fibrous (Other)	None Detected

Analyst(s)

Cameron Evans (25)
Kristie Elliott (59)
Nicole Shutts (41)
Ryan Rains (2)

Stephen Bennett, Laboratory Manager
or Other Approved Signatory

EMSL maintains liability limited to cost of analysis. The above analyses were performed in general compliance with Appendix E to Subpart E of 40 CFR (previously EPA 600/M4-82-020 "Interim Method"), but augmented with procedures outlined in the 1993 ("final") version of the method. This report relates only to the samples reported above, and may not be reproduced, except in full, without written approval by EMSL. EMSL bears no responsibility for sample collection activities or analytical method limitations. Interpretation and use of test results are the responsibility of the client. All samples received in acceptable condition unless otherwise noted. This report must not be used by the client to claim product certification, approval, or endorsement by NVLAP, NIST or any agency of the federal government. EMSL recommends gravimetric reduction for all non-friable organically bound materials prior to analysis. Estimation of uncertainty is available on request.

Samples analyzed by EMSL Analytical, Inc. Kernersville, NC NVLAP Lab Code 102104-0, CA ELAP 2689, Virginia 3333-000228, West Virginia LT000321

Initial report from: 09/30/2019 08:14:23

6528

OrderID: 021906528

TRC

17911 Von Karman Avenue, Suite 400,
Irvine, CA 92614

ASBESTOS BULK SAMPLE CHAIN OF CUSTODY FORM

Client: Dynergy/Luminant	Project Number: 330541	Inspector(s): Tanis Gaines, Sabrina Chan, Matt Cuda, Kartik Bhatt, Hector Gonzalez, Chris Blake
Project Name: Morro Bay Unit 4 - Pre-Demo ACM Survey Morro Bay Power Plant - Units 1, 2, 3 and 4, Warehouse, Maintenance and Administration Building	Tracking Number:	Requested TAT: 5 DAY
Email Results to: mlcampbell@trccompanies.com, schan@trccompanies.com, tgaines@trccompanies.com	Analytical Method: PLM EPA 600/R-93/116	Lab Comments:

ASBESTOS BULK SAMPLE INFORMATION

Date Collected	Sample Identification	Material Description	Homogeneous Area	Sample Location	Lab Identification (Lab Use Only)
2019-09-16	U4-E6-001A	OD10" TSI Pipe Insulation	Unit 4, North Wall , SE corner	Unit 4, NW Corner	
2019-09-16	U4-E6-001B	OD10" TSI Pipe Insulation	Unit 4, North Wall , SE corner	Unit 4, North Wall, opposite condensate 9	
~~2019-09-16~~	~~U4-E6-001C~~	~~OD10" TSI Pipe Insulation~~	~~Unit 4, North Wall , SE corner~~		
2019-09-16	U4-E6-002A	OD6" TSI Pipe Insulation	Unit 4, North Side	Unit 4, NE Side	
2019-09-16	U4-E6-002B	OD6" TSI Pipe Insulation	Unit 4, North Side	Unit 4, NW Corner	
2019-09-17	U4-E6-002C	OD6" TSI Pipe Insulation	Unit 4, North Side	South end pipe run near elevator	
2019-09-16	U4-E6-003A	OD6" TSI Elbow	Unit 4, North West Wall	Unit 4, NW Side	
2019-09-16	U4-E6-003B	OD6" TSI Elbow	Unit 4, North West Wall	Unit 4, NE Corner	

* VOID - verbals via Tanis G. 9/23/19 2:10pm (phone call)

8

6528

Date Collected	Sample Identification	Material Description	Homogeneous Area	Sample Location	Lab Identification (Lab Use Only)
2019-09-17	U4-E6-003C	OD6" TSI Elbow	Unit 4, North West Wall	South end pipe run near elevator	
2019-09-16	U4-E6-004A	OD10" TSI Elbow	Unit 4, North side , SE corner	Unit 4, NW Side	
2019-09-16	U4-E6-004B	OD10" TSI Elbow	Unit 4, North side , SE corner	Unit 4, NE Side	
2019-09-17	U4-E6-004C	OD10" TSI Elbow	Unit 4, North side , SE corner	SE corner pipe run near heater for drip pump	
2019-09-16	U4-E6-005A	Sea water pipe concrete	Unit 4, Center	Unit 4, Center, opposite Cable box	
2019-09-16	U4-E6-006A	Concrete seal on sea water pipe	Unit 4 Sea water Pipe seams	Unit 4, Sea water pipe, Center Opposite fire extinguisher	
2019-09-16	U4-E6-007A	White Gasket	Unit 4, West side of MV7 and MV6	Unit 4, West side of MV6 and MV7	
2019-09-16	U4-E6-008A	Fabric Duct seam	SE corner	Unit 4, South End by the Exit	
2019-09-18	U4-E15-008B	Fabric Duct seam	SE corner	East side of boiler	
2019-09-19	U4-E28-008C	Fabric Duct seam	SE corner	PAPCO vent	
2019-09-17	U4-E6-009A	OD18" TSI Pipe Insulation with metal jacket	Heater 4 Drip pump	SE corner pipe run near heater drip pump 4	
2019-09-17	U4-E6-009B	OD18" TSI Pipe Insulation with metal jacket	Heater 4 Drip pump	Southeast corner pipe run near heater 4 drip pump	
2019-09-17	U4-E6-009C	OD18" TSI Pipe Insulation with metal jacket	Heater 4 Drip pump	South east corner pipe run near heater drip pump 4	
2019-09-17	U4-E6-010A	OD18" TSI Pipe Elbow	Southeast corner pipe run near heater 4 drip pump	Southeast corner near heater for drip pump pipe run	
2019-09-17	U4-E6-010B	OD18" TSI Pipe Elbow	Southeast corner pipe run near heater 4 drip pump	South east corner pipe elbow near heater 4 drip pump	
2019-09-17	U4-E6-10C	OD18" TSI Pipe Elbow	Southeast corner pipe run near heater 4 drip pump	South east corner TSI pipe elbow near Heater 4 drip pump	
2019-09-17	U4-E6-011A	TSI Tank Insulation	South end ceiling miscellaneous drip return tank number 4	South end ceiling miscellaneous drip return tank number 4	

17

OrderID: 021906528

6528

Date Collected	Sample Identification	Material Description	Homogeneous Area	Sample Location	Lab Identification (Lab Use Only)
2019-09-17	U4-E6-011B	TSI Tank Insulation	South end ceiling miscellaneous drip return tank number 4	South and ceiling miscellaneous drip return tank number 4	
2019-09-17	U4-E6-011C	TSI Tank Insulation	South end ceiling miscellaneous drip return tank number 4	South and ceiling miscellaneous trip return tank number 4	
2019-09-18	U4-E6-012A	Concrete	Walls, ceilings & floors	Center wall near Miscellaneous drip return tank number 4	
2019-09-18	U4-E15-012B	Concrete	Walls, ceilings & floors	NE corner near lower turbine area	
2019-09-19	U4-E28–012C	Concrete	Walls, ceilings & floors	Outside elevator	
2019-09-18	U4-E15-013A	TSI Pump Jacketing	South of elevator near exterior door	South of elevator	
2019-09-18	U4-E15-013B	TSI Pump Jacketing	South of elevator near exterior door	South of elevator	
2019-09-19	U4-E15-013C	TSI Pump Jacketing	South of elevator near exterior door	South of elevator	
2019-09-18	U4-E15-014A	8" OD TSI Pipe Insulation	Throughout	Se of elevator	
2019-09-19	U4-E51-014B	8" OD TSI Pipe Insulation	Throughout	Corner of boiler	
2019-09-19	U4-E28-014C	8" OD TSI Pipe Insulation	Throughout	Under turbine	
2019-09-18	U4-E15-015A	60" Square Duct Insulation	Next to boiler	SE of elevator	
2019-09-18	U4-E15-015B	60" Square Duct Insulation	Next to boiler	East side of boiler	
2019-09-19	U4-E15-016A	4" OD TSI Pipe Insulation	Throughout	North of boiler	
2019-09-19	U4-E28-016B	4" OD TSI Pipe Insulation	Throughout	No. 7 sec fo heater	
2019-09-19	U4-E41-016C	4" OD TSI Pipe Insulation	Throughout	Next to additive day tank	

OrderID: 021906528

6528

Date Collected	Sample Identification	Material Description	Homogeneous Area	Sample Location	Lab Identification (Lab Use Only)
2019-09-18	U4-E15-017A	4" OD TSI Elbow	Throughout	North side of boiler	
2019-09-19	U4-E28-017B	4" OD TSI Elbow	Throughout	No. 7 sec fo heater	
2019-09-19	U4-E41-017C	4" OD TSI Elbow	Throughout	Next to additive day tank	
2019-09-18	U4-E15-018A	14" OD TSI Pipe Insulation	Throughout	NE of boiler	
2019-09-19	U4-E41-018B	14" OD TSI Pipe Insulation	Throughout	West sec super heat	
2019-09-19	U4-E41-018C	14" OD TSI Pipe Insulation	Throughout	East sec super heat	
2019-09-19	U4-E15-019A	14" OD TSI Elbow	Throughout	NE of boiler	
2019-09-19	U4-E41-019B	14" OD TSI Elbow	Throughout	West sec super heat	
2019-09-19	U4-E41-019C	14" OD TSI Elbow	Throughout	East sec super heat	
2019-09-18	U4-E15-020A	36" OD TSI Pipe Insulation	Throughout	Under turbine	
2019-09-19	U4-E28-020B	36" OD TSI Pipe Insulation	Throughout	Main steam stack	
2019-09-19	U4-E41-020C	36" OD TSI Pipe Insulation	Throughout	No. 4 Unit main steam	
2019-09-18	U4-E15-021A	6" Black Gasket	Turbine oil pump	Turbine bearing oil pump	
2019-09-19	U4-E28-021B	6" Black Gasket	Turbine oil pump	Pre-heat steam system	
2019-09-19	U4-E15-022A	12" OD TSI Pipe Insulation	Throughout	Next to condensate flow ejection	
2019-09-19	U4-E65-022B	12" OD TSI Pipe Insulation	Throughout	Corner of boiler	
2019-09-19	U4-E28-022C	12" OD TSI Pipe Insulation	Throughout	Under Turbine - reheat steam supply	
2019-09-19	U4-E15-023A	12" OD TSI Elbow	Throughout	Next to Condensate air enjector	
2019-09-19	U4-E65-023B	12" OD TSI Elbow	Throughout	Corner of boiler	
2019-09-19	U4-E28-023C	12" OD TSI Elbow	Throughout	Under Turbine	

OrderID: 021906528

20

6528

Date Collected	Sample Identification	Material Description	Homogeneous Area	Sample Location	Lab Identification (Lab Use Only)
2019-09-19	U4-E28-024A	Black wall caulking	Unit 4 electrical room	Electrical room	
2019-09-19	U4-E28-024B	Black wall caulking	Unit 4 electrical room	Electrical Room	
2019-09-19	U4-E28-025A	2" OD TSI Insulation	Throughout	Next to main steam stack	
2019-09-19	U4-E28-025B	2" OD TSI Insulation	Throughout	No 8 sec fo heater	
2019-09-19	U4-E28-025C	2" OD TSI Insulation	Throughout	Next to sec fo heater	
2019-09-19	U4-E28-026A	2" OD TSI Elbow	Throughout	Next to boiler	
2019-09-19	U4-E28-026B	2" OD TSI Elbow	Throughout	No 8 sec fo heater	
2019-09-19	U4-E28-026C	2" OD TSI Elbow	Throughout	Sec fo Heater	
2019-09-19	U4-E28-027A	16" OD TSI Pipe Insulation	Throughout	Extr stm to HTR pipe	
2019-09-19	U4-E28-027B	16" OD TSI Pipe Insulation	Throughout	Extr stx to heater	
2019-09-19	U4-E41-027C	16" OD TSI Pipe Insulation	Throughout	FW Heater outlet outlet	
2019-09-19	U4-E28-028A	16" OD TSI Elbow	Throughout	Extr stm to HTR pipe	
2019-09-19	U4-E28-028B	16" OD TSI Elbow	Throughout	Extr stx to htr	
2019-09-19	U4-E41-028C	16" OD TSI Elbow	Throughout	FW water heater outlet	
2019-09-19	U4-E28-029A	Spay-on phone booth Insulation	Phone booths	Between boiler and Turbine	
2019-09-19	U4-E41-029B	Spay-on phone booth Insulation	Phone booths	Outside Elevator	
2019-09-19	U4-E28-030A	TSI Tank Insulation	Throughout	At corner below turbine - drip pot tank	
2019-09-19	U4-E28-030B	TSI Tank Insulation	Throughout	Behind boiler along exterior wall	
2019-09-19	U4-E41-030C	TSI Tank Insulation	Throughout	Additive day tank	

19

OrderID: 021906528

16528

Date Collected	Sample Identification	Material Description	Homogeneous Area	Sample Location	Lab Identification (Lab Use Only)
2019-09-19	U4-E28-031A	TSI Valve Insulation	Throughout ,	Drip pot tank	
2019-09-19	U4-E28-031B	TSI Valve Insulation	Throughout ,	Under Turbine - reheat steam supply	
2019-09-19	U4-E15-031C	TSI Valve Insulation	Throughout ,	South of Elevator	
2019-09-19	U4-E28-032A	Black Pipe Wrap	Throughout	Next to drip pot tank	
2019-09-19	U4-E28-032B	Black Pipe Wrap	Throughout	BFP discharge line	
2019-09-19	U4-E15-032C	Black Pipe Wrap	Throughout	South of elevator	
2019-09-19	U4-E28-033A	Rope Gasket	Boiler openings	Boiler view port hole	
2019-09-19	U4-E41-033B	Rope Gasket	Boiler openings	Side of boiler	
2019-09-19	U4-E41-033C	Rope Gasket	Boiler openings	Side of boiler	
2019-09-19	U4-E41-034A	Spray Applied Coating	Throughout Interior of Turbine 8 &9	Turbine 9 side door	
2019-09-19	U4-E41-034B	Spray Applied Coating	Throughout Interior of Turbine 8 &9	End of turbine #8	
2019-09-19	U4-E41-034C	Spray Applied Coating	Throughout Interior of Turbine 8 &9	Side of turbine 8	
2019-09-19	U4-E41-035A	48" OD TSI Pipe Insulation	Turbines 8 & 9	No. 4 pipe to turbine 9	
2019-09-19	U4-E41-035B	48" OD TSI Pipe Insulation	Turbines 8 & 9	Turbine connection pipe	
2019-09-19	U4-E41-035C	48" OD TSI Pipe Insulation	Turbines 8 & 9	Turbine connecting pipes	
2019-09-19	U4-E41-036A	48" OD TSI Elbow	Turbine 8 & 9	No. 4 pipe on turbine 9	
2019-09-19	U4-E41-036B	48" OD TSI Elbow	Turbine 8 & 9	Turbine connection Pipe	
2019-09-19	U4-E41-036C	48" OD TSI Elbow	Turbine 8 & 9	Turbine Connecting Pipe	
2019-09-19	U4-E41-037A	Oval gasket	Turbine oval man holes	Turbine 8 man hole	
2019-09-19	U4-E41-038A	Brown Cove Base and Adhesive	Smoking Room	Smoking Room	

20

Date Collected	Sample Identification	Material Description	Homogeneous Area	Sample Location	Lab Identification (Lab Use Only)
2019-09-19	U4-E41-038B	Brown Cove Base and Adhesive	Smoking Room	Smoking Room	
2019-09-19	U4-E41-039A	Gypsum Board and Joint Compound	Smoking room	Smoking Room	
2019-09-19	U4-E41-039B	Gypsum Board and Joint Compound	Smoking room	Smoking Room	
2019-09-19	U4-E41-039C	Gypsum Board and Joint Compound	Smoking room	Smoking Room	
2019-09-19	U4-E51-040A	8" OD TSI Elbow	Throughout	Corner of boiler	
2019-09-19	U4-E28-040B	8" OD TSI Elbow	Throughout	Under Turbine	
2019-09-19	U4-E15-040C	8" OD TSI Elbow	Throughout	South of elevator	
2019-09-19	U4-E28-041A	Duct Seam Caulking/Filler	Throughout	Corner of boiler	
2019-09-19	U4-E15-041B	Duct Seam Caulking/Filler	Throughout	Corner of boiler unit	
2019-09-19	U4-E41-041C	Duct Seam Caulking/Filler	Throughout	Across from no 1 FWH bypass pipes	
2019-09-19	U4-E28-042A	Silver Caulking	Throughout	Extra stm to heater	
2019-09-19	U4-E15-042B	Silver Caulking	Throughout	Cold reheat line	
2019-09-19	U4-E41-042C	Silver Caulking	Throughout	Corner of boiler closest to control room	

Special Instruction to Laboratory:

N/A

6523

CHAIN OF CUSTODY INFORMATION					
Relinquished By:	Date	Time	Received By:	Date	Time
I. (Print): Tanis Gaines	2019-09-23	11:13:52 PDT	I. (Print): Riva Alger	9/23/19	11:10 am
(Sign):			(Sign):		
II. (Print): to lab (007) Riva Alger	9/23/19	4:00 pm	II. (Print): Julie Hilliker		
(Sign):			(Sign): Julie Hilliker	9/24/19	9 AM

Fx 795770909588

OrderID: 021906528

EMSL Analytical, Inc.

6340 CastlePlace Dr. Indianapolis, IN 46250

Tel/Fax: (317) 803-2997 / (317) 803-3047

http://www.EMSL.com / indianapolislab@emsl.com

EMSL Order:	161919557
Customer ID:	32TRCS62
Customer PO:	330541
Project ID:	

Attention:	Michelle Campbell	**Phone:**	(949) 727-7388
	TRC Environmental Corp.	**Fax:**	(949) 727-7311
	17911 Von Karman Avenue	**Received Date:**	09/24/2019 9:40 AM
	Suite 400	**Analysis Date:**	09/25/2019
	Irvine, CA 92614	**Collected Date:**	09/20/2019

Project: 330541 Morro Bay Exterior Units 3&4 Pre-Demo ACM Survey, Morro Bay Power Plant - Units 1, 2, 3 and 4, Warehouse, Maintenance and Administration Building

Test Report: Asbestos Analysis of Bulk Materials via EPA 600/R-93/116 Method using Polarized Light Microscopy

			Non-Asbestos		Asbestos
Sample	**Description**	**Appearance**	**% Fibrous**	**% Non-Fibrous**	**% Type**
U3/4-Ext-001A *161919557-0001*	Exterior South Side Near West Fan	Brown Fibrous Homogeneous	80% Cellulose	20% Non-fibrous (Other)	None Detected
U3/4-Ext-002A *161919557-0002*	Exterior South Side Fan Unit East of West Fan	Brown/White Fibrous Homogeneous	98% Glass	2% Non-fibrous (Other)	None Detected
U3/4-Ext-003A-Vibration Cloth *161919557-0003*	Exterior South Side Flue Gas Heater	White/Black Fibrous Homogeneous	60% Glass	40% Non-fibrous (Other)	None Detected
U3/4-Ext-003A-Insulation *161919557-0003A*	Exterior South Side Flue Gas Heater	White Fibrous Homogeneous	98% Glass	2% Non-fibrous (Other)	None Detected

Analyst(s)

Crystal Oshurak (4)

Richard Harding, Laboratory Manager
or Other Approved Signatory

EMSL maintains liability limited to cost of analysis. The above analyses were performed in general compliance with Appendix E to Subpart E of 40 CFR (previously EPA 600/M4-82-020 "Interim Method"), but augmented with procedures outlined in the 1993 ("final") version of the method. This report relates only to the samples reported above, and may not be reproduced, except in full, without written approval by EMSL. EMSL bears no responsibility for sample collection activities or analytical method limitations. Interpretation and use of test results are the responsibility of the client. All samples received in acceptable condition unless otherwise noted. This report must not be used by the client to claim product certification, approval, or endorsement by NVLAP, NIST or any agency of the federal government. EMSL recommends gravimetric reduction for all non-friable organically bound materials prior to analysis. Estimation of uncertainty is available on request.

Samples analyzed by EMSL Analytical, Inc. Indianapolis, IN NVLAP Lab Code 200188-0, AZ0939, CA 2575, CO AL-15132, TX 300262

Initial report from: 09/25/2019 13:19:07

1619195557

TRC

17911 Von Karman Avenue, Suite 400,
Irvine, CA 92614

ASBESTOS BULK SAMPLE CHAIN OF CUSTODY FORM

Client: Dynergy/Luminant	Project Number: 330541	Inspector(s): Tanis Gaines, Sabrina Chan, Matt Cuda, Kartik Bhatt, Hector Gonzalez, Chris Blake
Project Name: Morro Bay Exterior Units 3&4- Pre-Demo ACM Survey Morro Bay Power Plant - Units 1, 2, 3 and 4, Warehouse, Maintenance and Administration Building	Tracking Number:	Requested TAT: 5 DAY
Email Results to: kbhatt@trccompanies.com, mlcampbell@trccompanies.com, schan@trccompanies.com, tgaines@trccompanies.com, Cblake@trccompanies.com	Analytical Method: PLM EPA 600/R-93/116	Lab Comments:

ASBESTOS BULK SAMPLE INFORMATION

Date Collected	Sample Identification	Material Description	Homogeneous Area	Sample Location	Lab Identification (Lab Use Only)
2019-09-20	U3/4-Ext-001A	12" OD Brown Gasket	Exterior South Side, Near West Fan	Exterior South Side, Near West Fan	
2019-09-20	U3/4-Ext-002A	Fan Units Gasket	Unit 3/4 Exterior, by West Fan Unit	Exterior South Side, Fan Unit east of the West Fan	
2019-09-20	U3/4-Ext-003A	Vibration Joint	Exterior South Side, Flue Gas Heaters	Exterior South Side, Flue Gas Heater	

Special Instruction to Laboratory:

N/A

OrderID: 1619195557

19557

CHAIN OF CUSTODY INFORMATION					
Relinquished By:	Date	Time	Received By:	Date	Time
I. (Print): Chris Blake	2019-09-23	10:43:41 PDT	I. (Print): SR (WT)	9/23/19	11:30
(Sign):			(Sign):		
II. (Print):			II. (Print):		
(Sign):			(Sign):	9-24-19	940am

EMSL Analytical, Inc.

7916 Convoy Court,Building 4, Suite A San Diego, CA 92111

Tel/Fax: (858) 499-1303 / (858) 499-1304

http://www.EMSL.com / sandiegolab@emsl.com

EMSL Order:	431908662
Customer ID:	32TRCS62
Customer PO:	330541
Project ID:	

Attention:	Tanis Gaines	**Phone:**	(949) 727-9336
	TRC Environmental Corp.	**Fax:**	(949) 727-7311
	17911 Von Karman Avenue	**Received Date:**	09/23/2019 11:10 AM
	Suite 400	**Analysis Date:**	09/26/2019 - 09/28/2019
	Irvine, CA 92614	**Collected Date:**	

Project: 330541 - MORRO BAY WAREHOUSE/SHIPPING & RECEIVING - PRE-DEMO ACM SURVEY

Test Report: Asbestos Analysis of Bulk Materials via EPA 600/R-93/116 Method using Polarized Light Microscopy

			Non-Asbestos		Asbestos
Sample	**Description**	**Appearance**	**% Fibrous**	**% Non-Fibrous**	**% Type**
WH/SR-001A-Vinyl Floor Tile *431908662-0001*	12"x12" BEIGE FLOCKED VINYL FLOOR T AND BLACK M - PRINT ROOM	Beige Non-Fibrous Homogeneous		100% Non-fibrous (Other)	None Detected
WH/SR-001A-Mastic *431908662-0001A*	12"x12" BEIGE FLOCKED VINYL FLOOR T AND BLACK M - PRINT ROOM	Black/Yellow Non-Fibrous Homogeneous		100% Non-fibrous (Other)	None Detected
WH/SR-001B-Vinyl Floor Tile *431908662-0002*	12"x12" BEIGE FLOCKED VINYL FLOOR T AND BLACK M - PRINT ROOM	Beige Non-Fibrous Homogeneous		100% Non-fibrous (Other)	None Detected
WH/SR-001B-Mastic *431908662-0002A*	12"x12" BEIGE FLOCKED VINYL FLOOR T AND BLACK M - PRINT ROOM	Black/Yellow Non-Fibrous Homogeneous		100% Non-fibrous (Other)	None Detected
WH/SR-001C-Vinyl Floor Tile *431908662-0003*	12"x12" BEIGE FLOCKED VINYL FLOOR T AND BLACK M - WAREHOUSE OFFICE	Beige Non-Fibrous Homogeneous		100% Non-fibrous (Other)	None Detected
WH/SR-001C-Mastic *431908662-0003A*	12"x12" BEIGE FLOCKED VINYL FLOOR T AND BLACK M - WAREHOUSE OFFICE	Black/Yellow Non-Fibrous Homogeneous		100% Non-fibrous (Other)	None Detected
WH/SR-002A-Gypsum Board *431908662-0004*	GYPSUM BOARD AND JC - SHIPPING/RECEIVING STORAGE ROOM	White Non-Fibrous Homogeneous	2% Cellulose <1% Glass	98% Non-fibrous (Other)	None Detected
WH/SR-002A-Joint Compound *431908662-0004A*	GYPSUM BOARD AND JC - SHIPPING/RECEIVING STORAGE ROOM	White Non-Fibrous Homogeneous		100% Non-fibrous (Other)	None Detected
WH/SR-002B-Gypsum Board *431908662-0005*	GYPSUM BOARD AND JC - WAREHOUSE OFFICE	White Non-Fibrous Homogeneous	2% Cellulose <1% Glass	98% Non-fibrous (Other)	None Detected
WH/SR-002B-Joint Compound *431908662-0005A*	GYPSUM BOARD AND JC - WAREHOUSE OFFICE	White Non-Fibrous Homogeneous		100% Non-fibrous (Other)	None Detected

Initial report from: 09/30/2019 11:23:22

EMSL Analytical, Inc.

7916 Convoy Court,Building 4, Suite A San Diego, CA 92111

Tel/Fax: (858) 499-1303 / (858) 499-1304

http://www.EMSL.com / sandiegolab@emsl.com

EMSL Order:	431908662
Customer ID:	32TRCS62
Customer PO:	330541
Project ID:	

Test Report: Asbestos Analysis of Bulk Materials via EPA 600/R-93/116 Method using Polarized Light Microscopy

			Non-Asbestos		Asbestos
Sample	**Description**	**Appearance**	**% Fibrous**	**% Non-Fibrous**	**% Type**
WH/SR-003A-Cove Base *431908662-0006*	LIGHT BROWN CB AND ADHESIVE - WAREHOUSE OFFICE	Brown Non-Fibrous Homogeneous		100% Non-fibrous (Other)	None Detected
WH/SR-003A-Adhesive *431908662-0006A*	LIGHT BROWN CB AND ADHESIVE - WAREHOUSE OFFICE	Beige Non-Fibrous Homogeneous		100% Non-fibrous (Other)	None Detected
WH/SR-003B-Cove Base *431908662-0007*	LIGHT BROWN CB AND ADHESIVE - WAREHOUSE OFFICE	Brown Non-Fibrous Homogeneous		100% Non-fibrous (Other)	None Detected
WH/SR-003B-Adhesive *431908662-0007A*	LIGHT BROWN CB AND ADHESIVE - WAREHOUSE OFFICE	Beige Non-Fibrous Homogeneous		100% Non-fibrous (Other)	None Detected
WH/SR-004A *431908662-0008*	2'x4' CT - WAREHOUSE OFFICE	Gray/White Fibrous Homogeneous	40% Cellulose 40% Min. Wool	5% Perlite 15% Non-fibrous (Other)	None Detected
WH/SR-004B *431908662-0009*	2'x4' CT - PRINT ROOM	Gray Fibrous Homogeneous	40% Cellulose 40% Min. Wool	5% Perlite 15% Non-fibrous (Other)	None Detected
WH/SR-005A *431908662-0010*	6" OD TSI PIPE ELBOW - SHIPPING AND RECEIVING AREA	White Fibrous Homogeneous		84% Non-fibrous (Other)	10% Amosite 6% Chrysotile <1% Crocidolite
WH/SR-005B *431908662-0011*	6" OD TSI PIPE ELBOW - SHIPPING AND RECEIVING	White Fibrous Homogeneous		84% Non-fibrous (Other)	10% Amosite 6% Chrysotile <1% Crocidolite
WH/SR-005C-Pipe Elbow 1 *431908662-0012*	6" OD TSI PIPE ELBOW - WAREHOUSE	White Fibrous Homogeneous		84% Non-fibrous (Other)	10% Amosite 6% Chrysotile
WH/SR-005C-Pipe Elbow 2 *431908662-0012A*	6" OD TSI PIPE ELBOW - WAREHOUSE	Brown Fibrous Homogeneous	15% Min. Wool	76% Non-fibrous (Other)	2% Amosite 7% Chrysotile
WH/SR-006A *431908662-0013*	6" OD TSI PIPE RUN - SHIPPING AND RECEIVING AREA	Brown Fibrous Homogeneous		84% Non-fibrous (Other)	10% Amosite 6% Chrysotile
WH/SR-006B *431908662-0014*	6" OD TSI PIPE RUN - SHIPPING AND RECEIVING	Brown Fibrous Homogeneous		84% Non-fibrous (Other)	10% Amosite 6% Chrysotile <1% Crocidolite
WH/SR-006C *431908662-0015*	6" OD TSI PIPE RUN - WAREHOUSE	Brown/Blue Fibrous Homogeneous		79% Non-fibrous (Other)	10% Amosite 6% Chrysotile 5% Crocidolite
WH/SR-007A *431908662-0016*	PLASTER - SHIPPING AND RECEIVING	Gray Non-Fibrous Homogeneous		100% Non-fibrous (Other)	None Detected
WH/SR-007B *431908662-0017*	PLASTER - SHIPPING AND RECEIVING	Gray Non-Fibrous Homogeneous		100% Non-fibrous (Other)	None Detected
WH/SR-008A *431908662-0018*	CONCRETE, GRAY - SHIPPING AND RECEIVING	Gray Non-Fibrous Homogeneous		100% Non-fibrous (Other)	None Detected
WH/SR-008B *431908662-0019*	CONCRETE, GRAY - SHIPPING AND RECEIVING	Gray Non-Fibrous Homogeneous		100% Non-fibrous (Other)	None Detected

Initial report from: 09/30/2019 11:23:22

EMSL Analytical, Inc.

7916 Convoy Court,Building 4, Suite A San Diego, CA 92111

Tel/Fax: (858) 499-1303 / (858) 499-1304

http://www.EMSL.com / sandiegolab@emsl.com

EMSL Order:	431908662
Customer ID:	32TRCS62
Customer PO:	330541
Project ID:	

Test Report: Asbestos Analysis of Bulk Materials via EPA 600/R-93/116 Method using Polarized Light Microscopy

			Non-Asbestos		Asbestos
Sample	**Description**	**Appearance**	**% Fibrous**	**% Non-Fibrous**	**% Type**
WH/SR-008C *431908662-0020*	CONCRETE, GRAY - WAREHOUSE	Gray Non-Fibrous Homogeneous		100% Non-fibrous (Other)	None Detected
WH/SR-008D *431908662-0021*	CONCRETE, GRAY - WAREHOUSE	Gray Non-Fibrous Homogeneous		100% Non-fibrous (Other)	None Detected
WH/SR-009A *431908662-0022*	CONCRETE JOINT M - WAREHOUSE	Black Non-Fibrous Homogeneous		100% Non-fibrous (Other)	None Detected
WH/SR-009B *431908662-0023*	CONCRETE JOINT M - SHIPPING AND RECEIVING	Black Non-Fibrous Homogeneous		100% Non-fibrous (Other)	None Detected
WH/SR-009C *431908662-0024*	CONCRETE JOINT M - SHIPPING AND RECEIVING	Black Non-Fibrous Homogeneous		100% Non-fibrous (Other)	None Detected
WH/SR-010A *431908662-0025*	CMU GROUT - SHIPPING AND RECEIVING	Gray Non-Fibrous Homogeneous		100% Non-fibrous (Other)	None Detected
WH/SR-010B *431908662-0026*	CMU GROUT - WAREHOUSE	Gray Non-Fibrous Homogeneous		100% Non-fibrous (Other)	None Detected
WH/SR-010C *431908662-0027*	CMU GROUT - WAREHOUSE	Gray Non-Fibrous Homogeneous		100% Non-fibrous (Other)	None Detected
WH/SR-011A *431908662-0028*	BLACK SINK UNDERCOATING - SHIPPING AND RECEIVING	Black Non-Fibrous Homogeneous		92% Non-fibrous (Other)	8% Chrysotile
WH/SR-012A *431908662-0029*	FIRE DOOR INSU - DOOR INTO SHIPPING AND RECEIVING	Brown Fibrous Homogeneous	95% Cellulose	5% Non-fibrous (Other)	None Detected

Analyst(s)

Brooke Batten (25)

Liduvina Delgadillo (12)

Mariah Curran, Laboratory Manager
or Other Approved Signatory

EMSL maintains liability limited to cost of analysis. The above analyses were performed in general compliance with Appendix E to Subpart E of 40 CFR (previously EPA 600/M4-82-020 "Interim Method"), but augmented with procedures outlined in the 1993 ("final") version of the method. This report relates only to the samples reported above, and may not be reproduced, except in full, without written approval by EMSL. EMSL bears no responsibility for sample collection activities or analytical method limitations. Interpretation and use of test results are the responsibility of the client. All samples received in acceptable condition unless otherwise noted. This report must not be used by the client to claim product certification, approval, or endorsement by NVLAP, NIST or any agency of the federal government. EMSL recommends gravimetric reduction for all non-friable organically bound materials prior to analysis. Estimation of uncertainty is available on request.

Samples analyzed by EMSL Analytical, Inc. San Diego, CA NVLAP Lab Code 200855-0, CA ELAP 2713, HI L-09-03

Initial report from: 09/30/2019 11:23:22

TRC

17911 Von Karman Avenue, Suite 400,
Irvine, CA 92614

ASBESTOS BULK SAMPLE CHAIN OF CUSTODY FORM

Client: Dynergy/Luminant	Project Number: 330541	Inspector(s): Tanis Gaines, Sabrina Chan, Matt Cuda, Kartik Bhatt, Hector Gonzalez, Chris Blake
Project Name: Morro Bay Warehouse/ shipping & Receiving - Pre-Demo ACM Survey Morro Bay Power Plant - Units 1, 2, 3 and 4, Warehouse, Maintenance and Administration Building	Tracking Number.	Requested TAT: 5 DAY
Email Results to: MLandi@trccompanies.com, schan@trccompanies.com, tgaines@trccompanies.com	Analytical Method: PLM EPA 600/R-93/116	Lab Comments:

Date Collected	Sample Identification	Material Description	Homogeneous Area	Sample Location	Lab Identification (Lab Use Only)
2019-09-17	WH/SR - 001A	12" x 12" Beige Flocked vinyl Floor Tile and Black Mastic	Print Room, office	Print Room	
2019-09-17	WH/SR - 001B	12" x 12" Beige Flocked vinyl Floor Tile and Black Mastic	Print Room, office	Print Room	
2019-09-17	WH/SR - 001C	12" x 12" Beige Flocked vinyl Floor Tile and Black Mastic	Print Room, office	Warehouse office	
2019-09-17	WH/SR - 002A	Gypsum Board and Joint Compound	Shipping/receiving storage & warehouse office	Shipping/ Receiving storage room	
2019-09-17	WH/SR - 002B	Gypsum Board and Joint Compound	Shipping/receiving storage & warehouse office	Warehouse office	

Date Collected	Sample Identification	Material Description	Homogeneous Area	Sample Location	Lab Identification (Lab Use Only)
2019-09-17	WH/SR - 003A	Light Brown Cove Base and Adhesive	Warehouse Office	Warehouse Office	
2019-09-17	WH/SR - 003B	Light Brown Cove Base and Adhesive	Warehouse Office	Warehouse Office	
2019-09-17	WH/SR - 004A	2' x 4' Ceiling Tile	Warehouse Office and Print Room	Warehouse office	
2019-09-17	WH/SR - 004B	2' x 4' Ceiling Tile	Warehouse Office and Print Room	Print Room	
2019-09-18	WH/SR - 005A	6" OD TSI Pipe Elbow	Shipping and Receiving Area, Warehouse	Shipping and Receiving area	
2019-09-18	WH/SR - 005B	6" OD TSI Pipe Elbow	Shipping and Receiving Area, Warehouse	Shipping and Receiving	
2019-09-18	WH/SR - 005C	6" OD TSI Pipe Elbow	Shipping and Receiving Area, Warehouse	Warehouse	
2019-09-18	WH/SR - 006A	6" OD TSI Pipe Run	Shipping and Receiving, Warehouse	Shipping and Receiving Area	
2019-09-18	WH/SR - 006B	6" OD TSI Pipe Run	Shipping and Receiving, Warehouse	Shipping and Receiving	
2019-09-18	WH/SR - 006C	6" OD TSI Pipe Run	Shipping and Receiving, Warehouse	Warehouse	
2019-09-18	WH/SR - 007A	Plaster	Shipping and Receiving	Shipping and Receiving	
2019-09-18	WH/SR - 007B	Plaster	Shipping and Receiving	Shipping and Receiving	
2019-09-18	WH/SR - 008A	Concrete, Gray	Throughout	Shipping and Receiving	
2019-09-18	WH/SR-008B	Concrete, Gray	Throughout	Shipping and Receiving	
2019-09-18	WH/SR-008C	Concrete, Gray	Throughout	Warehouse	
2019-09-18	WH/SR-008D	Concrete, Gray	Throughout	Warehouse	
2019-09-18	WH/SR-009A	Concrete Joint Mastic	Throughout	Warehouse	

Date Collected	Sample Identification	Material Description	Homogeneous Area	Sample Location	Lab Identification (Lab Use Only)
2019-09-18	WH/SR-009B	Concrete Joint Mastic	Throughout	Shipping and Receiving	
2019-09-18	WH/SR-009C	Concrete Joint Mastic	Throughout	Shipping and Receiving	
2019-09-19	WH/SR-010A	CMU Grout	Throughout	Shipping and Receiving	
2019-09-18	WH/SR-010B	CMU Grout	Throughout	Warehouse	
2019-09-18	WH/SR-010C	CMU Grout	Throughout	Warehouse	
2019-09-19	WH/SR-011A	Black Sink Undercoating	Warehouse	Shipping and Receiving	
2019-09-20	WH/SR-012A	Fire Door Insulation	Throughour	Door into shipping and Receiving	

29 total

Special Instruction to Laboratory.

N/A

Relinquished By:	Date	Time	Received By:	Date	Time
I. (Print): Tanis Gaines	2019-09-23	11:03:27 PDT	I. (Print): Riva Alger	9/23/19	11:10 am
(Sign):			(Sign):		
II. (Print):			II. (Print):		
(Sign):			(Sign):		

Order ID: 431908662

#431908662

EMSL Analytical, Inc.

7916 Convoy Court,Building 4, Suite A San Diego, CA 92111

Tel/Fax: (858) 499-1303 / (858) 499-1304

http://www.EMSL.com / sandiegolab@emsl.com

EMSL Order:	431908680
Customer ID:	32TRCS62
Customer PO:	330541
Project ID:	

Attention:	Tanis Gaines	**Phone:**	(949) 727-9336
	TRC Environmental Corp.	**Fax:**	(949) 727-7311
	17911 Von Karman Avenue	**Received Date:**	09/23/2019 11:10 AM
	Suite 400	**Analysis Date:**	09/30/2019
	Irvine, CA 92614	**Collected Date:**	

Project: 330541 - MORRO BAY MAINTENANCE BUILDING PRE-DEMO ACM SURVEY

Test Report: Asbestos Analysis of Bulk Materials via EPA 600/R-93/116 Method using Polarized Light Microscopy

			Non-Asbestos		Asbestos
Sample	**Description**	**Appearance**	**% Fibrous**	**% Non-Fibrous**	**% Type**
MB-1ST-001A *431908680-0001*	CONCRETE SLAB - SE ENTRYWAY TO MAINTENANCE BUILDING	Brown Non-Fibrous Homogeneous		100% Non-fibrous (Other)	None Detected
MB-1ST-001B *431908680-0002*	CONCRETE SLAB - NW BAY	Beige Non-Fibrous Homogeneous		100% Non-fibrous (Other)	None Detected
MB-1ST-001C *431908680-0003*	CONCRETE SLAB - NE BAY	Gray Non-Fibrous Homogeneous		100% Non-fibrous (Other)	None Detected
MB-2ND-002A *431908680-0004*	CARPET GLUE - NW 2ND FLOOR OFFICE	Yellow Non-Fibrous Homogeneous		100% Non-fibrous (Other)	None Detected
MB-2ND-002B *431908680-0005*	CARPET GLUE - ELECTRICAL RELAY ROOM/TEST LAB	Yellow Non-Fibrous Homogeneous		100% Non-fibrous (Other)	None Detected
MB-2ND-002C *431908680-0006*	CARPET GLUE - ELECTRICAL RELAY ROOM/TEST LAB	Yellow Non-Fibrous Homogeneous		100% Non-fibrous (Other)	None Detected
MB-2ND-003A-Floor Tile *431908680-0007*	12"x12" BLUE FLOCKED FLOOR TILE AND ADHESIVE - ELECTRICAL RELAY ROOM/TEST LAB	Blue Non-Fibrous Homogeneous		100% Non-fibrous (Other)	None Detected
MB-2ND-003A-Adhesive *431908680-0007A*	12"x12" BLUE FLOCKED FLOOR TILE AND ADHESIVE - ELECTRICAL RELAY ROOM/TEST LAB	Yellow Non-Fibrous Homogeneous		100% Non-fibrous (Other)	None Detected
MB-2ND-003B-Floor Tile *431908680-0008*	12"x12" BLUE FLOCKED FLOOR TILE AND ADHESIVE - ELECTRICAL RELAY ROOM/TEST LAB	Blue Non-Fibrous Homogeneous		100% Non-fibrous (Other)	None Detected
MB-2ND-003B-Adhesive *431908680-0008A*	12"x12" BLUE FLOCKED FLOOR TILE AND ADHESIVE - ELECTRICAL RELAY ROOM/TEST LAB	Yellow Non-Fibrous Homogeneous		100% Non-fibrous (Other)	None Detected
MB-2ND-004A-Cove Base *431908680-0009*	BLUE CB AND ADHESIVE - ELECTRICAL RELAY ROOM/TEST LAB	Blue Non-Fibrous Homogeneous		100% Non-fibrous (Other)	None Detected

Initial report from: 09/30/2019 14:09:25

EMSL Analytical, Inc.
7916 Convoy Court,Building 4, Suite A San Diego, CA 92111
Tel/Fax: (858) 499-1303 / (858) 499-1304
http://www.EMSL.com / sandiegolab@emsl.com

EMSL Order: 431908680
Customer ID: 32TRCS62
Customer PO: 330541
Project ID:

Test Report: Asbestos Analysis of Bulk Materials via EPA 600/R-93/116 Method using Polarized Light Microscopy

			Non-Asbestos		Asbestos
Sample	**Description**	**Appearance**	**% Fibrous**	**% Non-Fibrous**	**% Type**
MB-2ND-004A-Adhesive *431908680-0009A*	BLUE CB AND ADHESIVE - ELECTRICAL RELAY ROOM/TEST LAB	White Non-Fibrous Homogeneous		100% Non-fibrous (Other)	None Detected
MB-2ND-004B-Cove Base *431908680-0010*	BLUE CB AND ADHESIVE - ELECTRICAL RELAY ROOM/TEST LAB	Blue Non-Fibrous Homogeneous		100% Non-fibrous (Other)	None Detected
MB-2ND-004B-Adhesive *431908680-0010A*	BLUE CB AND ADHESIVE - ELECTRICAL RELAY ROOM/TEST LAB	White Non-Fibrous Homogeneous		100% Non-fibrous (Other)	None Detected
MB-2ND-005A *431908680-0011*	2'x4' CT - NW OFFICE	White Fibrous Homogeneous	40% Cellulose 40% Min. Wool	15% Perlite 5% Non-fibrous (Other)	None Detected
MB-1ST-005B *431908680-0012*	2'x4' CT - NE OFFICE	White Fibrous Homogeneous	50% Cellulose 30% Min. Wool	15% Perlite 5% Non-fibrous (Other)	None Detected
MB-1ST-005C *431908680-0013*	2'x4' CT - SE OFFICE	White Fibrous Homogeneous	50% Cellulose 30% Min. Wool	15% Perlite 5% Non-fibrous (Other)	None Detected
MB-2ND-006A-Gypsum Board *431908680-0014*	GYPSUM BOARD AND JC - NW OFFICE	White Non-Fibrous Homogeneous	2% Cellulose	98% Non-fibrous (Other)	None Detected
MB-2ND-006A-Joint Compound *431908680-0014A*	GYPSUM BOARD AND JC - NW OFFICE	White Non-Fibrous Homogeneous		100% Non-fibrous (Other)	None Detected
MB-1ST-006B-Joint Compound *431908680-0015* *No Gypsum Board present in sample.*	GYPSUM BOARD AND JC - NE OFFICE	White Non-Fibrous Homogeneous		100% Non-fibrous (Other)	None Detected
MB-1ST-006C-Gypsum Board *431908680-0016* *No Joint Compound present in sample.*	GYPSUM BOARD AND JC - SE OFFICE	White Non-Fibrous Homogeneous	3% Cellulose <1% Glass	97% Non-fibrous (Other)	None Detected
MB-2ND-007A *431908680-0017*	GRAY SINK UNDERCOATING - NW OFFICE	Gray Non-Fibrous Homogeneous	40% Cellulose	60% Non-fibrous (Other)	None Detected
MB-1ST-008A-Vinyl Floor Tile *431908680-0018*	12"x12" BEIGE FLOCKED VINYL FLOOR TILE W/ ADHESIVE - NE OFFICE	Beige Non-Fibrous Homogeneous		100% Non-fibrous (Other)	None Detected
MB-1ST-008A-Adhesive *431908680-0018A*	12"x12" BEIGE FLOCKED VINYL FLOOR TILE W/ ADHESIVE - NE OFFICE	Yellow Non-Fibrous Homogeneous		100% Non-fibrous (Other)	None Detected
MB-1ST-008B-Vinyl Floor Tile *431908680-0019*	12"x12" BEIGE FLOCKED VINYL FLOOR TILE W/ ADHESIVE - E OFFICE	Beige Non-Fibrous Homogeneous		100% Non-fibrous (Other)	None Detected

Initial report from: 09/30/2019 14:09:25

EMSL Analytical, Inc.
7916 Convoy Court,Building 4, Suite A San Diego, CA 92111
Tel/Fax: (858) 499-1303 / (858) 499-1304
http://www.EMSL.com / sandiegolab@emsl.com

EMSL Order:	431908680
Customer ID:	32TRCS62
Customer PO:	330541
Project ID:	

Test Report: Asbestos Analysis of Bulk Materials via EPA 600/R-93/116 Method using Polarized Light Microscopy

			Non-Asbestos		Asbestos
Sample	**Description**	**Appearance**	**% Fibrous**	**% Non-Fibrous**	**% Type**
MB-1ST-008B-Adhesive *431908680-0019A*	12"x12" BEIGE FLOCKED VINYL FLOOR TILE W/ ADHESIVE - E OFFICE	Yellow Non-Fibrous Homogeneous		100% Non-fibrous (Other)	None Detected
MB-1ST-008C-Vinyl Floor Tile *431908680-0020*	12"x12" BEIGE FLOCKED VINYL FLOOR TILE W/ ADHESIVE - SE OFFICE	Beige Non-Fibrous Homogeneous		100% Non-fibrous (Other)	None Detected
MB-1ST-008C-Adhesive *431908680-0020A*	12"x12" BEIGE FLOCKED VINYL FLOOR TILE W/ ADHESIVE - SE OFFICE	Yellow Non-Fibrous Homogeneous		100% Non-fibrous (Other)	None Detected
MB-1ST-09A-Cove Base *431908680-0021*	BROWN CB AND ADHESIVE - NE OFFICE	Brown Non-Fibrous Homogeneous		100% Non-fibrous (Other)	None Detected
MB-1ST-09A-Adhesive *431908680-0021A*	BROWN CB AND ADHESIVE - NE OFFICE	Yellow Non-Fibrous Homogeneous		100% Non-fibrous (Other)	None Detected
MB-1ST-09B-Cove Base *431908680-0022*	BROWN CB AND ADHESIVE - E OFFICE	Brown Non-Fibrous Homogeneous		100% Non-fibrous (Other)	None Detected
MB-1ST-09B-Adhesive *431908680-0022A*	BROWN CB AND ADHESIVE - E OFFICE	Yellow Non-Fibrous Homogeneous		100% Non-fibrous (Other)	None Detected
MB-1ST-009C-Cove Base *431908680-0023*	BROWN CB AND ADHESIVE - SE OFFICE	Brown Non-Fibrous Homogeneous		100% Non-fibrous (Other)	None Detected
MB-1ST-009C-Adhesive *431908680-0023A*	BROWN CB AND ADHESIVE - SE OFFICE	Yellow Non-Fibrous Homogeneous		100% Non-fibrous (Other)	None Detected
MB-1ST-010A *431908680-0024*	CMU GROUT - OUTSIDE TOOL ROOM	Gray Non-Fibrous Homogeneous		100% Non-fibrous (Other)	None Detected
MB-1ST-010B *431908680-0025*	CMU GROUT - S. WALL OF TOOL ROOM	Gray Non-Fibrous Homogeneous		100% Non-fibrous (Other)	None Detected
MB-1ST-010C *431908680-0026*	CMU GROUT - S.E. WALL AT ENTRY	Gray Non-Fibrous Homogeneous		100% Non-fibrous (Other)	None Detected
MB-2ND-011A *431908680-0027*	HVAC DUCT M - BALCONY OVERLOOKING MAINTENANCE AREA	Gray Non-Fibrous Homogeneous		100% Non-fibrous (Other)	None Detected
MB-2ND-011B *431908680-0028*	HVAC DUCT - BALCONY NEXT TO ADMIN BUILDING OVERLOOKING MAINTENANCE AREA	Gray Non-Fibrous Homogeneous		100% Non-fibrous (Other)	None Detected

Initial report from: 09/30/2019 14:09:25

EMSL Analytical, Inc.
7916 Convoy Court,Building 4, Suite A San Diego, CA 92111
Tel/Fax: (858) 499-1303 / (858) 499-1304
http://www.EMSL.com / sandiegolab@emsl.com

EMSL Order:	431908680
Customer ID:	32TRCS62
Customer PO:	330541
Project ID:	

Test Report: Asbestos Analysis of Bulk Materials via EPA 600/R-93/116 Method using Polarized Light Microscopy

			Non-Asbestos		Asbestos
Sample	**Description**	**Appearance**	**% Fibrous**	**% Non-Fibrous**	**% Type**
MB-2ND-012A *431908680-0029*	WHITE CAULKING - BALCONY AREA NEXT TO ADMIN BUILDING	White Non-Fibrous Homogeneous		100% Non-fibrous (Other)	None Detected
MB-2ND-012B *431908680-0030*	WHITE CAULKING - BALCONY AREA NEXT TO ADMIN BUILDING	White Non-Fibrous Homogeneous		100% Non-fibrous (Other)	None Detected

Analyst(s)
Mariah Curran (33)
Terra Nevin (8)

Mariah Curran, Laboratory Manager
or Other Approved Signatory

EMSL maintains liability limited to cost of analysis. The above analyses were performed in general compliance with Appendix E to Subpart E of 40 CFR (previously EPA 600/M4-82-020 "Interim Method"), but augmented with procedures outlined in the 1993 ("final") version of the method. This report relates only to the samples reported above, and may not be reproduced, except in full, without written approval by EMSL. EMSL bears no responsibility for sample collection activities or analytical method limitations . Interpretation and use of test results are the responsibility of the client. All samples received in acceptable condition unless otherwise noted. This report must not be used by the client to claim product certification, approval, or endorsement by NVLAP, NIST or any agency of the federal government. EMSL recommends gravimetric reduction for all non-friable organically bound materials prior to analysis. Estimation of uncertainty is available on request.

Samples analyzed by EMSL Analytical, Inc. San Diego, CA NVLAP Lab Code 200855-0, CA ELAP 2713, HI L-09-03

Initial report from: 09/30/2019 14:09:25

OrderID: 431908680
#431908680

TRC

17911 Von Karman Avenue, Suite 400,
Irvine, CA 92614

ASBESTOS BULK SAMPLE CHAIN OF CUSTODY FORM

Client. Dynergy/Luminant	Project Number: 330541	Inspector(s): Tanis Gaines, Sabrina Chan, Matt Cuda, Kartik Bhatt, Hector Gonzalez, Chris Blake
Project Name: Morro Bay Maintenance Building - Pre-Demo ACM Survey Morro Bay Power Plant - Units 1, 2, 3 and 4, Warehouse, Maintenance and Administration Building	Tracking Number.	Requested TAT: 5 DAY
Email Results to: mlcampbell@trccompanies.com, schan@trccompanies.com, tgaines@trccompanies.com	Analytical Method: PLM EPA 600/R-93/116	Lab Comments:

Date Collected	Sample Identification	Material Description	Homogeneous Area	Sample Location	Lab Identification (Lab Use Only)
2019-09-17	MB-1st-001A	Concrete Slab	Flooring of main room and 2nd floor landing	SE entryway to Maintenance building	
2019-09-17	MB-1st-001B	Concrete Slab	Flooring of main room and 2nd floor landing	Nw bay	
2019-09-17	MB-1st-001C	Concrete Slab	Flooring of main room and 2nd floor landing	NE bay	
2019-09-17	MB-2nd-002A	Carpet Glue	2nd Floor	NW 2nd Floor office	
2019-09-17	MB-2nd-002B	Carpet Glue	2nd Floor	Electrical relay room/test lab	

Date Collected	Sample Identification	Material Description	Homogeneous Area	Sample Location	Lab Identification (Lab Use Only)
2019-09-17	MB-2nd-002C	Carpet Glue	2nd Floor	Electrical relay room/test lab	
2019-09-17	MB-2nd-003A	12" x 12" Blue Flocked Floor Tile and Adhesive	Electrical Relay Room/test Lab	Electrical Relay Room/Test Lab	
2019-09-17	MB-2nd-003B	12" x 12" Blue Flocked Floor Tile and Adhesive	Electrical Relay Room/test Lab	Electrical Relay Room/Test Lab	
2019-09-17	MB-2nd-004A	Blue Cove Base and Adhesive	Electrical Relay Room/ Test Lab	Electrical Relay Room/Test Lab	
2019-09-17	MB-2nd-004B	Blue Cove Base and Adhesive	Electrical Relay Room/ Test Lab	Electrical Relay Room/Test Lab	
2019-09-17	MB-2nd-005A	2' x 4' Ceiling Tile	Throughout 2nd Floor offices	NW office	
2019-09-17	MB-1st-005B	2' x 4' Ceiling Tile	Throughout 2nd Floor offices	NE Office	
2019-09-17	MB-1st-005C	2' x 4' Ceiling Tile	Throughout 2nd Floor offices	SE Office	
2019-09-17	MB-2nd-006A	Gypsum Board and Joint Compound	Throughout 1st and 2nd Floor Offices	NW office	
2019-09-17	MB-1st-006B	Gypsum Board and Joint Compound	Throughout 1st and 2nd Floor Offices	NE office	
2019-09-17	MB-1st-006C	Gypsum Board and Joint Compound	Throughout 1st and 2nd Floor Offices	SE office	
2019-09-17	MB-2nd-007A	Gray Sink Undercoating	NW office	NW office	
2019-09-17	MB-1st-008A	12" x 12" Beige Flocked vinyl Floor Tile with Adhesive	Throughout 1st Floor Offices	NE office	
2019-09-17	MB-1st-008B	12" x 12" Beige Flocked vinyl Floor Tile with Adhesive	Throughout 1st Floor Offices	East Office	

Date Collected	Sample Identification	Material Description	Homogeneous Area	Sample Location	Lab Identification (Lab Use Only)
2019-09-17	MB-1st-008C	12" x 12" Beige Flocked vinyl Floor Tile with Adhesive	Throughout 1st Floor Offices	SE Office	
2019-09-17	MB-1st-09A	Brown Cove Base and Adhesive	Throughout 1st Floor Offices	NE Office	
2019-09-17	MB-1st-09B	Brown Cove Base and Adhesive	Throughout 1st Floor Offices	East Office	
2019-09-17	MB-1st-009C	Brown Cove Base and Adhesive	Throughout 1st Floor Offices	SE Office	
2019-09-17	MB-1st-010A	CMU Grout	Throughout	Outside Tool Room	
2019-09-17	MB-1st-010B	CMU Grout	Throughout	South wall of tool room	
2019-09-17	MB-1st-010C	CMU Grout	Throughout	SE wall at entry	
2019-09-17	MB-2nd-011A	HVAC Duct Mastic	Balcony along admin building	Balcony overlooking maintaince area	
2019-09-17	MB-2nd-011B	HVAC Duct Mastic	Balcony along admin building	Balcony next to admin building overlooking maintenance area	
2019-09-17	MB-2nd-012A	White Caulking	Around ducting on balcony area off of admin building (inside maintenance building) and windows above tool rooms.	Balcony area next to admin building	
2019-09-17	MB-2nd-012B	White Caulking	Around ducting on balcony area off of admin building (inside maintenance building) and windows above tool rooms.	Balcony area next to admin building	

Special Instruction to Laboratory:

N/A

OrderID: 431908680

#431908680

30 total

Relinquished By:	Date	Time	Received By:	Date	Time
I. (Print): Tanis Gaines	2019-09-23	11:11:22 PDT	I. (Print):	9/23/19	11:10 am
(Sign):			(Sign): Riva Alger		
II. (Print):			II. (Print):		
(Sign):			(Sign):		

#431908680

OrderID: 431908680

EMSL Analytical, Inc.

706 Gralin Street Kernersville, NC 27284

Tel/Fax: (336) 992-1025 / (336) 992-4175

http://www.EMSL.com / greensborolab@emsl.com

EMSL Order:	021906550
Customer ID:	32TRCS62
Customer PO:	330541
Project ID:	

Attention:	Michelle Campbell	**Phone:**	(949) 727-7388
	TRC Environmental Corp.	**Fax:**	(949) 727-7311
	17911 Von Karman Avenue	**Received Date:**	09/24/2019 9:00 AM
	Suite 400	**Analysis Date:**	09/24/2019 - 09/25/2019
	Irvine, CA 92614	**Collected Date:**	09/16/2019

Project: Dynergy/Luminant - Morro Bay Unit 4-Pre Demo ACM Survey/ Morro Bay Power Plant - Units 1,2,3, and 4, Warehouse, Maintenance and Administration Building

Test Report: Asbestos Analysis of Bulk Materials via EPA 600/R-93/116 Method using Polarized Light Microscopy

			Non-Asbestos		Asbestos
Sample	**Description**	**Appearance**	**% Fibrous**	**% Non-Fibrous**	**% Type**
AB-1st-001A-Yellow Mastic *021906550-0001*	1st Floor Elevator Lobby - Vinyl Floor Tile with Black Mastic, 9x9, Brown	Yellow/Beige Non-Fibrous Homogeneous	<1% Cellulose <1% Synthetic	100% Non-fibrous (Other)	None Detected
AB-1st-001A-Floor Tile *021906550-0001A*	1st Floor Elevator Lobby - Vinyl Floor Tile with Black Mastic, 9x9, Brown	Tan Fibrous Homogeneous		25% Quartz 65% Non-fibrous (Other)	10% Chrysotile
AB-1st-001A-Black Mastic *021906550-0001B*	1st Floor Elevator Lobby - Vinyl Floor Tile with Black Mastic, 9x9, Brown	Black Non-Fibrous Homogeneous	1% Cellulose	99% Non-fibrous (Other)	None Detected
AB-2nd-001B-Floor Tile *021906550-0002*	2nd Floor E/W Corridor at Elevator Lobby - Vinyl Floor Tile with Black Mastic, 9x9, Brown	Tan Non-Fibrous Homogeneous		25% Quartz 65% Non-fibrous (Other)	10% Chrysotile
AB-2nd-001B-Mastic *021906550-0002A*	2nd Floor E/W Corridor at Elevator Lobby - Vinyl Floor Tile with Black Mastic, 9x9, Brown	Black Non-Fibrous Homogeneous	1% Cellulose	99% Non-fibrous (Other)	None Detected
AB-2nd-001C-Yellow Mastic *021906550-0003*	Office 212 - Vinyl Floor Tile with Black Mastic, 9x9, Brown	Tan/Yellow Non-Fibrous Homogeneous	1% Cellulose	99% Non-fibrous (Other)	None Detected
AB-2nd-001C-Floor Tile *021906550-0003A*	Office 212 - Vinyl Floor Tile with Black Mastic, 9x9, Brown	Tan Fibrous Homogeneous		20% Quartz 70% Non-fibrous (Other)	10% Chrysotile
AB-2nd-001C-Black Mastic *021906550-0003B*	Office 212 - Vinyl Floor Tile with Black Mastic, 9x9, Brown	Black Non-Fibrous Homogeneous	<1% Cellulose	100% Non-fibrous (Other)	None Detected
AB-1st--002A-Cove Base *021906550-0004*	1st Floor Front Foyet, S Wall - Cove Base and Associated Adhesive, Burgundy	Purple Non-Fibrous Homogeneous		100% Non-fibrous (Other)	None Detected
AB-1st--002A-Mastic *021906550-0004A*	1st Floor Front Foyet, S Wall - Cove Base and Associated Adhesive, Burgundy	Brown/Yellow/Beige Non-Fibrous Homogeneous	<1% Cellulose	100% Non-fibrous (Other)	<1% Chrysotile
AB-2nd-002B-Cove Base *021906550-0005*	2nd Floor Elevator Lobby at W Wall - Cove Base and Associated Adhesive, Burgundy	Purple Non-Fibrous Homogeneous		100% Non-fibrous (Other)	None Detected

Report amended: 10/18/2019 16:52:00 Replaces initial report from: 09/26/2019 08:30:00 Reason Code: Client-Change to Sample ID

EMSL Analytical, Inc.
706 Gralin Street Kernersville, NC 27284
Tel/Fax: (336) 992-1025 / (336) 992-4175
http://www.EMSL.com / greensborolab@emsl.com

EMSL Order: 021906550
Customer ID: 32TRCS62
Customer PO: 330541
Project ID:

Test Report: Asbestos Analysis of Bulk Materials via EPA 600/R-93/116 Method using Polarized Light Microscopy

			Non-Asbestos		Asbestos
Sample	**Description**	**Appearance**	**% Fibrous**	**% Non-Fibrous**	**% Type**
AB-2nd-002B-Mastic *021906550-0005A*	2nd Floor Elevator Lobby at W Wall - Cove Base and Associated Adhesive, Burgundy	Brown/Yellow/Beige Non-Fibrous Heterogeneous	<1% Cellulose	100% Non-fibrous (Other)	<1% Chrysotile
AB-3rd-002C-Cove Base *021906550-0006*	Office 302, S Wall - Cove Base and Associated Adhesive, Burgundy	Purple Non-Fibrous Homogeneous		10% Quartz 90% Non-fibrous (Other)	None Detected
AB-3rd-002C-Mastic *021906550-0006A*	Office 302, S Wall - Cove Base and Associated Adhesive, Burgundy	Beige Non-Fibrous Homogeneous	<1% Cellulose	100% Non-fibrous (Other)	None Detected
AB-1st--003A *021906550-0007*	1st Floor, Foyer, N Wall - Plaster, Skim Coat with Base Coat, Off White	Gray/White/Pink Non-Fibrous Heterogeneous	<1% Cellulose	30% Quartz 10% Ca Carbonate 60% Non-fibrous (Other)	None Detected
AB-1st--003B *021906550-0008*	1st Floor, E/W Corridor, S Wall at Entry to Power Block - Plaster, Skim Coat with Base Coat, Off White	Gray/White/Pink Non-Fibrous Heterogeneous	<1% Cellulose	30% Quartz 10% Ca Carbonate 60% Non-fibrous (Other)	None Detected
AB-2nd-003C *021906550-0009*	Copy & Mail Room 206, E Wall - Plaster, Skim Coat with Base Coat, Off White	Gray/White/Pink Non-Fibrous Heterogeneous	<1% Cellulose	30% Quartz 10% Ca Carbonate 60% Non-fibrous (Other)	None Detected
AB-2nd-003D-Skim Coat *021906550-0010*	Office 212 Ceiling - Plaster, Skim Coat with Base Coat, Off White	Gray/White Fibrous Homogeneous		30% Quartz 10% Ca Carbonate 57% Non-fibrous (Other)	3% Chrysotile
AB-2nd-003D-Rough Coat *021906550-0010A*	Office 212 Ceiling - Plaster, Skim Coat with Base Coat, Off White	Gray Non-Fibrous Homogeneous	<1% Cellulose	40% Quartz 60% Non-fibrous (Other)	None Detected
AB-1st-004A *021906550-0011*	1st Floor Elevator Lobby at Stair Closet - Carpet Glue	Yellow/Green Non-Fibrous Homogeneous	<1% Cellulose 3% Synthetic	97% Non-fibrous (Other)	None Detected
AB-2nd-004B *021906550-0012*	Office 212 - Carpet Glue	Yellow/Beige Non-Fibrous Homogeneous	<1% Cellulose 1% Synthetic	99% Non-fibrous (Other)	<1% Chrysotile
Small Pieces of Floor Tile Within Sample Contain the Chrysotile.					
AB-3rd-004C *021906550-0013*	Office 302 at Elevator Lobby - Carpet Glue	Brown/Tan Non-Fibrous Homogeneous	1% Cellulose 1% Synthetic	98% Non-fibrous (Other)	<1% Chrysotile
AB-1st-005A *021906550-0014*	Men's Locker Room E Wall - Ceramic Wall Tile Grout, White	Gray/White/Beige Non-Fibrous Heterogeneous		40% Quartz 60% Non-fibrous (Other)	None Detected
AB-1st-005B *021906550-0015*	1st Floor Women's Locker Room - Ceramic Wall Tile Grout, White	White Non-Fibrous Homogeneous		100% Non-fibrous (Other)	None Detected
AB-2nd-005C *021906550-0016*	2nd Floor Women's Restoom, S Wall - Ceramic Wall Tile Grout, White	White Non-Fibrous Homogeneous		30% Quartz 70% Non-fibrous (Other)	None Detected
AB-1st-006A *021906550-0017*	Entry to Shower Room - Ceramic Wall Tile Grout, White	Brown/Gray/Tan Non-Fibrous Heterogeneous		60% Quartz 40% Non-fibrous (Other)	None Detected

Report amended: 10/18/2019 16:52:00 Replaces initial report from: 09/26/2019 08:30:00 Reason Code: Client-Change to Sample ID

EMSL Analytical, Inc.
706 Gralin Street Kernersville, NC 27284
Tel/Fax: (336) 992-1025 / (336) 992-4175
http://www.EMSL.com / greensborolab@emsl.com

EMSL Order:	021906550
Customer ID:	32TRCS62
Customer PO:	330541
Project ID:	

Test Report: Asbestos Analysis of Bulk Materials via EPA 600/R-93/116 Method using Polarized Light Microscopy

			Non-Asbestos		Asbestos
Sample	**Description**	**Appearance**	**% Fibrous**	**% Non-Fibrous**	**% Type**
AB-2nd-006B *021906550-0018* *Ceramic Tile Only, No Grout Present.*	2nd Floor Women's Restroom - Ceramic Wall Tile Grout, White	Brown/Tan Non-Fibrous Homogeneous		100% Non-fibrous (Other)	None Detected
AB-3rd-006C *021906550-0019*	3rd Floor Men's Restroom - Ceramic Wall Tile Grout, White	Gray Non-Fibrous Homogeneous		40% Quartz 60% Non-fibrous (Other)	None Detected
AB-1st-007A-Cove Base *021906550-0020*	1st Floor N/S Corridor to Maintenance Shops, W Wall - Cove Base and Associated Adhesive, Brown	Brown Non-Fibrous Homogeneous		100% Non-fibrous (Other)	None Detected
AB-1st-007A-Mastic *021906550-0020A*	1st Floor N/S Corridor to Maintenance Shops, W Wall - Cove Base and Associated Adhesive, Brown	Yellow Non-Fibrous Homogeneous	<1% Cellulose	100% Non-fibrous (Other)	None Detected
AB-2nd-007B-Cove Base *021906550-0021*	Room 211, S Wall - Cove Base and Associated Adhesive, Brown	Brown Non-Fibrous Homogeneous		100% Non-fibrous (Other)	None Detected
AB-2nd-007B-Mastic *021906550-0021A*	Room 211, S Wall - Cove Base and Associated Adhesive, Brown	Yellow Non-Fibrous Homogeneous	<1% Cellulose	100% Non-fibrous (Other)	None Detected
AB-3rd-007C-Cove Base *021906550-0022*	3rd Floor E/W Corridor, S Wall - Cove Base and Associated Adhesive, Brown	Brown Non-Fibrous Homogeneous		100% Non-fibrous (Other)	None Detected
AB-3rd-007C-Mastic *021906550-0022A*	3rd Floor E/W Corridor, S Wall - Cove Base and Associated Adhesive, Brown	Beige Non-Fibrous Homogeneous	<1% Cellulose 2% Glass	98% Non-fibrous (Other)	None Detected
AB-1st-008A-Drywall *021906550-0023*	E Wall at Door - Wallboard Gypsum with Joint Compound, Off White	Brown/Gray Fibrous Heterogeneous	60% Cellulose	40% Non-fibrous (Other)	None Detected
AB-1st-008A-Joint Compound *021906550-0023A*	E Wall at Door - Wallboard Gypsum with Joint Compound, Off White	White Non-Fibrous Homogeneous	<1% Cellulose	30% Ca Carbonate 70% Non-fibrous (Other)	None Detected
AB-2nd-008B-Drywall *021906550-0024*	Office 204A, S Wall - Wallboard Gypsum with Joint Compound, Off White	Brown/Gray Fibrous Heterogeneous	30% Cellulose 1% Glass	69% Non-fibrous (Other)	None Detected
AB-2nd-008B-Joint Compound *021906550-0024A*	Office 204A, S Wall - Wallboard Gypsum with Joint Compound, Off White	White Non-Fibrous Homogeneous	1% Cellulose	30% Ca Carbonate 69% Non-fibrous (Other)	None Detected
AB-2nd-008C *021906550-0025* *No Joint Compound Present.*	Office 212, S Wall - Wallboard Gypsum with Joint Compound, Off White	White Fibrous Homogeneous	8% Cellulose 1% Glass	91% Non-fibrous (Other)	None Detected

Report amended: 10/18/2019 16:52:00 Replaces initial report from: 09/26/2019 08:30:00 Reason Code: Client-Change to Sample ID

EMSL Analytical, Inc.
706 Gralin Street Kernersville, NC 27284
Tel/Fax: (336) 992-1025 / (336) 992-4175
http://www.EMSL.com / greensborolab@emsl.com

EMSL Order: 021906550
Customer ID: 32TRCS62
Customer PO: 330541
Project ID:

Test Report: Asbestos Analysis of Bulk Materials via EPA 600/R-93/116 Method using Polarized Light Microscopy

			Non-Asbestos		Asbestos
Sample	**Description**	**Appearance**	**% Fibrous**	**% Non-Fibrous**	**% Type**
AB-1st-009A-Floor Tile *021906550-0026*	1st Floor, Production Team Leader Office - Vinyl Floor Tile with Black Mastic, 12x12, Beige w/ Flock	Tan Non-Fibrous Homogeneous		25% Quartz 75% Non-fibrous (Other)	None Detected
AB-1st-009A-Mastic *021906550-0026A*	1st Floor, Production Team Leader Office - Vinyl Floor Tile with Black Mastic, 12x12, Beige w/ Flock	Tan/Black/Orange Non-Fibrous Heterogeneous	1% Cellulose	99% Non-fibrous (Other)	None Detected
AB-1st-009B-Floor Tile *021906550-0027*	Corridor Outside of Production Team Leader Office - Vinyl Floor Tile with Black Mastic, 12x12, Beige w/ Flock	Tan Non-Fibrous Homogeneous		25% Quartz 75% Non-fibrous (Other)	None Detected
AB-1st-009B-Mastic *021906550-0027A*	Corridor Outside of Production Team Leader Office - Vinyl Floor Tile with Black Mastic, 12x12, Beige w/ Flock	Brown/Black/Orange Non-Fibrous Heterogeneous	1% Cellulose	99% Non-fibrous (Other)	None Detected
AB-1st-009C-Floor Tile *021906550-0028*	NW Side of 1st Floor Breakroom - Vinyl Floor Tile with Black Mastic, 12x12, Beige w/ Flock	Gray/Tan Non-Fibrous Homogeneous		25% Quartz 75% Non-fibrous (Other)	None Detected
AB-1st-009C-Mastic *021906550-0028A*	NW Side of 1st Floor Breakroom - Vinyl Floor Tile with Black Mastic, 12x12, Beige w/ Flock	Tan Non-Fibrous Homogeneous	<1% Cellulose	100% Non-fibrous (Other)	None Detected
AB-1st-010A *021906550-0029*	1st Floor, Production Team Leader Office - 2x4 Ceiling Panel, White	Gray/White Fibrous Homogeneous	40% Cellulose 15% Min. Wool	40% Perlite 5% Non-fibrous (Other)	None Detected
AB-2nd-010B *021906550-0030*	Office 204C - 2x4 Ceiling Panel, White	Gray/White Fibrous Homogeneous	40% Cellulose 15% Min. Wool	40% Perlite 5% Non-fibrous (Other)	None Detected
AB-3rd-010C *021906550-0031*	Office 308 - 2x4 Ceiling Panel, White	Tan/White Fibrous Homogeneous	40% Cellulose 15% Min. Wool	40% Perlite 5% Non-fibrous (Other)	None Detected
AB-2nd-011A *021906550-0032*	2nd Floor Stairs - Terrazzo Flooring, Brown w/ White Specks	Brown/Tan/White Non-Fibrous Homogeneous		30% Quartz 70% Non-fibrous (Other)	None Detected
AB-3rd-011B *021906550-0033*	Stairs at 3rd Floor Elevator Lobby - Terrazzo Flooring, Brown w/ White Specks	Brown/Tan/White Non-Fibrous Heterogeneous		30% Quartz 70% Non-fibrous (Other)	None Detected
AB-1st-011C *021906550-0034*	Stairs at 1st Floor Elevator Lobby - Terrazzo Flooring, Brown w/ White Specks	Brown/Tan/White Non-Fibrous Homogeneous		30% Quartz 70% Non-fibrous (Other)	None Detected
AB-2nd-012A-Cove Base *021906550-0035*	Office 205, S Wall - Cove Base and Associated Adhesive, Blue	Blue Non-Fibrous Homogeneous		100% Non-fibrous (Other)	None Detected

Report amended: 10/18/2019 16:52:00 Replaces initial report from: 09/26/2019 08:30:00 Reason Code: Client-Change to Sample ID

EMSL Analytical, Inc.
706 Gralin Street Kernersville, NC 27284
Tel/Fax: (336) 992-1025 / (336) 992-4175
http://www.EMSL.com / greensborolab@emsl.com

EMSL Order: 021906550
Customer ID: 32TRCS62
Customer PO: 330541
Project ID:

Test Report: Asbestos Analysis of Bulk Materials via EPA 600/R-93/116 Method using Polarized Light Microscopy

			Non-Asbestos		Asbestos
Sample	**Description**	**Appearance**	**% Fibrous**	**% Non-Fibrous**	**% Type**
AB-2nd-012A-Mastic *021906550-0035A*	Office 205, S Wall - Cove Base and Associated Adhesive, Blue	Yellow Non-Fibrous Homogeneous	<1% Cellulose	100% Non-fibrous (Other)	None Detected
AB-3rd-012B-Cove Base *021906550-0036*	Office 314 - Cove Base and Associated Adhesive, Blue	Blue Non-Fibrous Homogeneous		100% Non-fibrous (Other)	None Detected
AB-3rd-012B-Mastic *021906550-0036A*	Office 314 - Cove Base and Associated Adhesive, Blue	Beige Non-Fibrous Homogeneous	<1% Cellulose	100% Non-fibrous (Other)	None Detected
AB-2nd-013A-Cove Base *021906550-0037*	Office 212, N Wall - Cove Base and Associated Adhesive, Gray	Gray Non-Fibrous Homogeneous		100% Non-fibrous (Other)	None Detected
AB-2nd-013A-Mastic *021906550-0037A*	Office 212, N Wall - Cove Base and Associated Adhesive, Gray	Beige Non-Fibrous Homogeneous	<1% Cellulose	100% Non-fibrous (Other)	None Detected
AB-2nd-013B-Cove Base *021906550-0038*	Room 207, N Wall - Cove Base and Associated Adhesive, Gray	Gray Non-Fibrous Homogeneous		100% Non-fibrous (Other)	None Detected
AB-2nd-013B-Mastic *021906550-0038A*	Room 207, N Wall - Cove Base and Associated Adhesive, Gray	Tan/Yellow/Beige Non-Fibrous Heterogeneous	<1% Cellulose	98% Non-fibrous (Other)	2% Chrysotile
AB-3rd-013C-Cove Base *021906550-0039*	Office 305, W Wall - Cove Base and Associated Adhesive, Gray	Gray Non-Fibrous Homogeneous		100% Non-fibrous (Other)	None Detected
AB-3rd-013C-Mastic *021906550-0039A*	Office 305, W Wall - Cove Base and Associated Adhesive, Gray	Brown/Beige Non-Fibrous Homogeneous	<1% Cellulose	100% Non-fibrous (Other)	None Detected
AB-2nd-014A *021906550-0040*	Office 212, S Wall Window - Window Caulking, Off White	Beige Non-Fibrous Homogeneous		5% Ca Carbonate 95% Non-fibrous (Other)	None Detected
AB-2nd-014B *021906550-0041*	Office 212, S Wall Window - Window Caulking, Off White	Beige Non-Fibrous Homogeneous		5% Ca Carbonate 95% Non-fibrous (Other)	None Detected
AB-3rd-014C *021906550-0042*	Offic e309, N Wall Windows - Window Caulking, Off White	Beige Non-Fibrous Homogeneous		5% Ca Carbonate 95% Non-fibrous (Other)	None Detected
AB-3rd-015A-Flooring *021906550-0043*	3rd Floor Kitchen - Sheet Flooring with Yellow Adhesive, Beige w/ White Specks	Tan/White/Beige Fibrous Heterogeneous	30% Cellulose 1% Glass	69% Non-fibrous (Other)	None Detected
AB-3rd-015A-Mastic *021906550-0043A*	3rd Floor Kitchen - Sheet Flooring with Yellow Adhesive, Beige w/ White Specks	Black/Yellow/Beige Non-Fibrous Heterogeneous	1% Cellulose	99% Non-fibrous (Other)	None Detected
AB-3rd-015B-Flooring *021906550-0044*	3rd Floor Kitchen - Sheet Flooring with Yellow Adhesive, Beige w/ White Specks	Tan/White/Beige Fibrous Heterogeneous	30% Cellulose 1% Glass	69% Non-fibrous (Other)	None Detected

Report amended: 10/18/2019 16:52:00 Replaces initial report from: 09/26/2019 08:30:00 Reason Code: Client-Change to Sample ID

EMSL Analytical, Inc.
706 Gralin Street Kernersville, NC 27284
Tel/Fax: (336) 992-1025 / (336) 992-4175
http://www.EMSL.com / greensborolab@emsl.com

EMSL Order: 021906550
Customer ID: 32TRCS62
Customer PO: 330541
Project ID:

Test Report: Asbestos Analysis of Bulk Materials via EPA 600/R-93/116 Method using Polarized Light Microscopy

			Non-Asbestos		Asbestos
Sample	**Description**	**Appearance**	**% Fibrous**	**% Non-Fibrous**	**% Type**
AB-3rd-015B-Mastic *021906550-0044A*	3rd Floor Kitchen - Sheet Flooring with Yellow Adhesive, Beige w/ White Specks	Yellow/Beige Non-Fibrous Homogeneous	<1% Cellulose	100% Non-fibrous (Other)	None Detected
AB-3rd-015C-Flooring *021906550-0045*	3rd Floor Kitchen - Sheet Flooring with Yellow Adhesive, Beige w/ White Specks	Tan/White/Beige Fibrous Heterogeneous	30% Cellulose 1% Glass	69% Non-fibrous (Other)	None Detected
AB-3rd-015C-Mastic *021906550-0045A*	3rd Floor Kitchen - Sheet Flooring with Yellow Adhesive, Beige w/ White Specks	Gray/Yellow/Beige Non-Fibrous Heterogeneous	2% Cellulose	98% Non-fibrous (Other)	None Detected
AB-3rd-016A-Orange Mastic *021906550-0046*	Office 314 - Vinyl Floor Tile with Black Mastic, 9x9 Gray w/ White Streaks	Orange Non-Fibrous Homogeneous	<1% Cellulose	100% Non-fibrous (Other)	None Detected
AB-3rd-016A-Floor Tile *021906550-0046A*	Office 314 - Vinyl Floor Tile with Black Mastic, 9x9 Gray w/ White Streaks	Gray/Tan/Black Non-Fibrous Homogeneous		100% Non-fibrous (Other)	None Detected
AB-3rd-016A-Black Mastic *021906550-0046B*	Office 314 - Vinyl Floor Tile with Black Mastic, 9x9 Gray w/ White Streaks	Black Non-Fibrous Homogeneous	1% Cellulose	99% Non-fibrous (Other)	None Detected
AB-3rd-016B-Floor Tile *021906550-0047*	Lab 314D, SE Corner - Vinyl Floor Tile with Black Mastic, 9x9 Gray w/ White Streaks	Gray/Tan/Black Non-Fibrous Homogeneous		100% Non-fibrous (Other)	None Detected
AB-3rd-016B-Mastic *021906550-0047A*	Lab 314D, SE Corner - Vinyl Floor Tile with Black Mastic, 9x9 Gray w/ White Streaks	Gray/Black Non-Fibrous Homogeneous	<1% Cellulose	100% Non-fibrous (Other)	None Detected
AB-3rd-016C-Floor Tile *021906550-0048*	Lab 314D, Center - Vinyl Floor Tile with Black Mastic, 9x9 Gray w/ White Streaks	Gray Non-Fibrous Homogeneous		100% Non-fibrous (Other)	None Detected
AB-3rd-016C-Mastic *021906550-0048A*	Lab 314D, Center - Vinyl Floor Tile with Black Mastic, 9x9 Gray w/ White Streaks	Orange Non-Fibrous Homogeneous	<1% Cellulose	100% Non-fibrous (Other)	None Detected
AB-3rd-017A *021906550-0049*	Lab 314D Center Lab Bench - Lab Countertop, Black	Brown/Black Non-Fibrous Homogeneous		100% Non-fibrous (Other)	None Detected
AB-3rd-018A-Floor Tile *021906550-0050*	Lab 314D - 12x12 Floor Tile, Gray w/ White Flock	Gray Non-Fibrous Homogeneous		25% Quartz 75% Non-fibrous (Other)	None Detected
AB-3rd-018A-Mastic *021906550-0050A*	Lab 314D - 12x12 Floor Tile, Gray w/ White Flock	Yellow/Orange Non-Fibrous Homogeneous	1% Cellulose 1% Synthetic	98% Non-fibrous (Other)	None Detected
AB-3rd-018B-Floor Tile *021906550-0051*	Lab 314D - 12x12 Floor Tile, Gray w/ White Flock	Gray Non-Fibrous Homogeneous		25% Quartz 75% Non-fibrous (Other)	None Detected

Report amended: 10/18/2019 16:52:00 Replaces initial report from: 09/26/2019 08:30:00 Reason Code: Client-Change to Sample ID

EMSL Analytical, Inc.
706 Gralin Street Kernersville, NC 27284
Tel/Fax: (336) 992-1025 / (336) 992-4175
http://www.EMSL.com / greensborolab@emsl.com

EMSL Order:	021906550
Customer ID:	32TRCS62
Customer PO:	330541
Project ID:	

Test Report: Asbestos Analysis of Bulk Materials via EPA 600/R-93/116 Method using Polarized Light Microscopy

			Non-Asbestos		Asbestos
Sample	**Description**	**Appearance**	**% Fibrous**	**% Non-Fibrous**	**% Type**
AB-3rd-018B-Mastic *021906550-0051A*	Lab 314D - 12x12 Floor Tile, Gray w/ White Flock	Yellow Non-Fibrous Homogeneous	<1% Cellulose	100% Non-fibrous (Other)	None Detected
AB-3rd-019A-Cove Base *021906550-0052*	Lab 314D, W Wall - Cove Base and Associated Adhesive, Black	Black Non-Fibrous Homogeneous		100% Non-fibrous (Other)	None Detected
AB-3rd-019A-Mastic *021906550-0052A*	Lab 314D, W Wall - Cove Base and Associated Adhesive, Black	Yellow/Orange Non-Fibrous Homogeneous	<1% Cellulose	98% Non-fibrous (Other)	2% Chrysotile
AB-3rd-019B-Cove Base *021906550-0053*	Lab 314D, E Wall - Cove Base and Associated Adhesive, Black	Black Non-Fibrous Homogeneous		100% Non-fibrous (Other)	None Detected
AB-3rd-019B-Mastic *021906550-0053A*	Lab 314D, E Wall - Cove Base and Associated Adhesive, Black	Brown/Orange Non-Fibrous Homogeneous	<1% Cellulose	98% Non-fibrous (Other)	2% Chrysotile
AB-3rd-019C-Cove Base *021906550-0054*	Lab 314D, S Wall - Cove Base and Associated Adhesive, Black	Black Non-Fibrous Homogeneous		100% Non-fibrous (Other)	None Detected
AB-3rd-019C-Mastic *021906550-0054A*	Lab 314D, S Wall - Cove Base and Associated Adhesive, Black	Tan Non-Fibrous Homogeneous		98% Non-fibrous (Other)	2% Chrysotile
AB-1st-020A *021906550-0055*	Old Telephone Room, N Wall - Wall Carpet Adhesive, Brown	Yellow/Beige/Orange Non-Fibrous Homogeneous	3% Cellulose <1% Synthetic	97% Non-fibrous (Other)	None Detected
AB-1st-020B *021906550-0056*	Old Telephone Room, W Wall - Wall Carpet Adhesive, Brown	Orange Non-Fibrous Homogeneous	1% Cellulose	99% Non-fibrous (Other)	None Detected

Analyst(s)

Cameron Evans (13)
Kristie Elliott (16)
Scott Combs (61)

Stephen Bennett, Laboratory Manager
or Other Approved Signatory

EMSL maintains liability limited to cost of analysis. The above analyses were performed in general compliance with Appendix E to Subpart E of 40 CFR (previously EPA 600/M4-82-020 "Interim Method"), but augmented with procedures outlined in the 1993 ("final") version of the method. This report relates only to the samples reported above, and may not be reproduced, except in full, without written approval by EMSL. EMSL bears no responsibility for sample collection activities or analytical method limitations. Interpretation and use of test results are the responsibility of the client. All samples received in acceptable condition unless otherwise noted. This report must not be used by the client to claim product certification, approval, or endorsement by NVLAP, NIST or any agency of the federal government. EMSL recommends gravimetric reduction for all non-friable organically bound materials prior to analysis. Estimation of uncertainty is available on request.

Samples analyzed by EMSL Analytical, Inc. Kernersville, NC NVLAP Lab Code 102104-0, CA ELAP 2689, Virginia 3333-000228, West Virginia LT000321

Report amended: 10/18/2019 16:52:00 Replaces initial report from: 09/26/2019 08:30:00 Reason Code: Client-Change to Sample ID

EMSL Analytical, Inc.
706 Gralin Street, Kernersville, NC 27284
Phone/Fax: (336) 992-1025 / (336) 992-4175
http://www.EMSL.com greensborolab@emsl.com

EMSL Order:	021906550
CustomerID:	32TRCS62
CustomerPO:	330541
ProjectID:	

Attn: **Michelle Campbell**
TRC Environmental Corp.
17911 Von Karman Avenue
Suite 400
Irvine, CA 92614

Phone:	(949) 727-9336
Fax:	(949) 727-7311
Received:	09/24/19 9:00 AM
Analysis Date:	10/16/2019
Collected:	9/16/2019

Project: **Dynergy/Luminant - Morro Bay Unit 4-Pre Demo ACM Survey/ Morro Bay Power Plant - Units 1,2,3, and 4, Warehouse, Maintenance and**

Test Report: Polarized Light Microscopy (PLM) - Point Count Performed by EPA 600/R-93/116 Method with Gravimetric Reduction and 1000 Point Count

SAMPLE ID	DESCRIPTION	APPEARANCE	(%) Matrix Organic	(%) Matrix Acid	NON- ASBESTOS % Fibrous	NON- ASBESTOS % NON-FIBROUS	ASBESTOS % TYPES
AB-1st--002A-Mastic *021906550-0004A*	1st Floor Front Foyet, S Wall - Cove Base and Associated Adhesive, Burgundy	Brown/Yellow/Beige Non-Fibrous Homogeneous	35.6	0.0		63.8 Non-fibrous (other)	0.6 Chrysotile
AB-2nd-002B-Mastic *021906550-0005A*	2nd Floor Elevator Lobby at W Wall - Cove Base and Associated Adhesive, Burgundy	Brown/Yellow/Beige Non-Fibrous Homogeneous	30.3	0.0		69.3 Non-fibrous (other)	0.4 Chrysotile
AB-2nd-004B *021906550-0012*	Office 212 - Carpet Glue	Yellow/Beige Non-Fibrous Homogeneous	51.7	0.0		48.0 Non-fibrous (other)	0.3 Chrysotile
AB-3rd-004C *021906550-0013*	Office 302 at Elevator Lobby - Carpet Glue	Brown/Tan Non-Fibrous Heterogeneous	54.5	0.0		45.1 Non-fibrous (other)	0.4 Chrysotile

Analyst(s)
Scott Combs (4)

Stephen Bennett, Laboratory Manager
or other approved signatory

Some samples may contain asbestos fibers present in dimensions below PLM resolution limits.The limit of detection as stated in the method is 0.1%. EMSL Analytyical Inc suggests that samples reported as <0.1% or none detected undergo additional analysis via TEM. The above test report relates only to the items tested. This report may not be reproduced, except in full, without written approval EMSL Analytical Inc. This test report must not be used by the client to claim product endorsement by NVLAP or any agency of the United States Government. EMSL Analytical Inc. bears no esponsibility for sample collection activities, analytical method limitations, or the accuracy of results when requested to separate layered samples. EMSL Analytical Inc liability is limited to the cost of sample analysis. The test results contained within this report meet the requirements of NELAC unless otherwise noted. Samples received in good condition unless otherwise noted.

Samples analyzed by EMSL Analytical, Inc. Kernersville, NC

Initial report from 10/16/2019 13:43:09

THIS IS THE LAST PAGE OF THE REPORT.

6550

TRC

17911 Von Karman Avenue, Suite 400,
Irvine, CA 92614

ASBESTOS BULK SAMPLE CHAIN OF CUSTODY FORM

Client: Dynergy/Luminant	Project Number: 330541	Inspector(s): Tanis Gaines, Sabrina Chan, Matt Cuda, Kartik Bhatt, Hector Gonzalez, Chris Blake
Project Name: Morro Bay Admin Building - Pre-Demo ACM Survey Morro Bay Power Plant - Units 1, 2, 3 and 4, Warehouse, Maintenance and Administration Building	Tracking Number:	Requested TAT: 5 DAY
Email Results to: mlcampbell@trccompanies.com, schan@trccompanies.com, tgaines@trccompanies.com	Analytical Method: PLM EPA 600/R-93/116	Lab Comments:

ASBESTOS BULK SAMPLE INFORMATION

Date Collected	Sample Identification	Material Description	Homogeneous Area	Sample Location	Lab Identification (Lab Use Only)
2019-09-16	AB-1st-001A	Vinyl Floor Tile with Black Mastic, 9" x 9", Brown	Throughout Building	1st Floor Elevator Lobby	
2019-09-16	AB-2nd-001B	Vinyl Floor Tile with Black Mastic, 9" x 9", Brown	Throughout Building	2nd Floor E/W Corridor at Elevator Lobby	
2019-09-16	AB-2nd-001C	Vinyl Floor Tile with Black Mastic, 9" x 9", Brown	Throughout Building	Office 212	
2019-09-16	AB- 1st-002A	Cove Base and Associated Adhesive, Burgundy	Throughout 1st, 2nd and 3rd Floor	1st Floor Front Foyer, S Wall	
2019-09-16	AB-2nd-002B	Cove Base and Associated Adhesive, Burgundy	Throughout 1st, 2nd and 3rd Floor	2nd Floor Elevator Lobby at W Wall	

5

OrderID: 021906550

Date Collected	Sample Identification	Material Description	Homogeneous Area	Sample Location	Lab Identification (Lab Use Only)
2019-09-16	AB-3rd-002C	Cove Base and Associated Adhesive, Burgundy	Throughout 1st, 2nd and 3rd Floor	Office 302, S Wall	
2019-09-16	AB-1st-003A	Plaster, Skim Coat with Base Coat, Off White	Walls and ceilings throughout	1st Floor, Foyer, N Wall	
2019-09-16	AB-1st-003B	Plaster, Skim Coat with Base Coat, Off White	Walls and ceilings throughout	1st Floor, E/W Corridor, S Wall at Entry to Power Block	
2019-09-16	AB-2nd-003C	Plaster, Skim Coat with Base Coat, Off White	Walls and ceilings throughout	Copy & Mail Room 206, E Wall	
2019-09-16	AB-2nd-003D	Plaster, Skim Coat with Base Coat, Off White	Walls and ceilings throughout	Office 212 Ceiling	
2019-09-16	AB-1st-004A	Carpet Glue	Throughout	1st Floor Elevator Lobby at Stair Closet	
2019-09-16	AB-2nd-004B	Carpet Glue	Throughout	Office 212	
2019-09-16	AB-3rd-004C	Carpet Glue	Throughout	Office 302 at Elevator Lobby	
2019-09-16	AB-1st-005A	Ceramic Wall Tile Grout, White	1st, 2nd and 3rd Floor Men's and Women's Locker Room	Men's Locker Room E wall	
2019-09-16	AB-1st-005B	Ceramic Wall Tile Grout, White	1st, 2nd and 3rd Floor Men's and Women's Locker Room	1st Floor Women's Locker Room	
2019-09-16	AB-2nd-005C	Ceramic Wall Tile Grout, White	1st, 2nd and 3rd Floor Men's and Women's Locker Room	2nd Floor Women's Restroom, S Wall	
2019-09-16	AB-1st-006A	Ceramic Floor Tile Grout, Brown	1st Floor Men's & 2nd Floor Women's Locker Room	Entry to Shower Room	
2019-09-16	AB-2nd-006B	Ceramic Floor Tile Grout, Brown	1st Floor Men's & 2nd Floor Women's Locker Room	2nd Floor Women's Restroom	
2019-09-16	AB-3rd-006C	Ceramic Floor Tile Grout, Brown	1st Floor Men's & 2nd Floor Women's Locker Room	3rd Floor Men's Restroom	
2019-09-16	AB-1st-007A	Cove Base and Associated Adhesive, Brown	1st, 2nd and 3rd Floor Corridors and Office	1st Floor N/S Corridor to Maintenance Shops, W Wall	

6550

OrderID: 021906550

15

Date Collected	Sample Identification	Material Description	Homogeneous Area	Sample Location	Lab Identification (Lab Use Only)
2019-09-16	AB-2nd-007B	Cove Base and Associated Adhesive, Brown	1st, 2nd and 3rd Floor Corridors and Office	Room 211, S Wall	
2019-09-16	AB-3rd-007C	Cove Base and Associated Adhesive, Brown	1st, 2nd and 3rd Floor Corridors and Office	3rd Floor E/W Corridor, S Wall	
2019-09-16	AB-1st-008A	Wallboard, Gypsum with Joint Compound, Off White	1st Floor, Production Team Leader Office, 2nd Floor Offices	E Wall at Door	
2019-09-16	AB-2nd-008B	Wallboard, Gypsum with Joint Compound, Off White	1st Floor, Production Team Leader Office, 2nd Floor Offices	Office 204A, S Wall	
2019-09-16	AB-2nd-008C	Wallboard, Gypsum with Joint Compound, Off White	1st Floor, Production Team Leader Office, 2nd Floor Offices	Office 212, S Wall	
2019-09-16	AB-1st-009A	Vinyl Floor Tile with Black Mastic, 12" x 12", Beige w/ Flock	1st Floor N-S Corridor, Breakroom and Offices	1st Floor, Production Team Leader Office	
2019-09-17	AB-1st-009B	Vinyl Floor Tile with Black Mastic, 12" x 12", Beige w/ Flock	1st Floor N-S Corridor, Breakroom and Offices	Corridor outside of production team leader office	
2019-09-17	Ab-1st-009C	Vinyl Floor Tile with Black Mastic, 12" x 12", Beige w/ Flock	1st Floor N-S Corridor, Breakroom and Offices	NW side of 1st floor breakroom	
2019-09-16	AB-1st-010A	2' x 4' Ceiling Panel, White	1st Floor N/S Corridor and Production Team Leader Office, 2nd and 3rd Floor Offices	1st Floor Production Team Leader Office	
2019-09-16	AB-2nd-010B	2' x 4' Ceiling Panel, White	1st Floor N/S Corridor and Production Team Leader Office, 2nd and 3rd Floor Offices	Office 204C	
2019-09-16	AB-3rd-010C	2' x 4' Ceiling Panel, White	1st Floor N/S Corridor and Production Team Leader Office, 2nd and 3rd Floor Offices	Office 308	
2019-09-16	AB-2nd-011A	Terrazzo Flooring, Brown w/ White Specks	Stairs	2nd Floor Stairs	
2019-09-16	AB-3rd-011B	Terrazzo Flooring, Brown w/ White Specks	Stairs	Stairs at 3rd Floor Elevator Lobby	

13

6555

Date Collected	Sample Identification	Material Description	Homogeneous Area	Sample Location	Lab Identification (Lab Use Only)
2019-09-16	AB-1st-011C	Terrazzo Flooring, Brown w/ White Specks	Stairs	Stairs at 1st Floor Elevator Lobby	
2019-09-16	AB-2nd-012A	Cove Base and Associated Adhesive, Blue	Office 205 and 314	Office 205, S Wall	
2019-09-16	AB-3rd-012B	Cove Base and Associated Adhesive, Blue	Office 205 and 314	Office 314	
2019-09-16	AB-2nd-013A	Cove Base and Associated Adhesive, Gray	Offices on the 2nd and 3rd Floors	Office 212, N Wall	
2019-09-16	AB-2nd-013B	Cove Base and Associated Adhesive, Gray	Offices on the 2nd and 3rd Floors	Room 207, N Wall	
2019-09-16	AB-3rd-013C	Cove Base and Associated Adhesive, Gray	Offices on the 2nd and 3rd Floors	Office 305, W Wall	
2019-09-16	AB-2nd-014A	Window Caulking, Off White	Spread throughout building	Office 212, S Wall Windows	
2019-09-16	AB-2nd-014B	Window Caulking, Off White	Spread throughout building	Office 212, S Wall Windows	
2019-09-16	AB-3rd-014C	Window Caulking, Off White	Spread throughout building	Office 309, N Wall Windows	
2019-09-16	AB-3rd-015A	Sheet Flooring with Yellow Adhesive, Beige w/ White Specks	3rd Floor Kitchen	3rd Floor Kitchen	
2019-09-16	AB-3rd-015B	Sheet Flooring with Yellow Adhesive, Beige w/ White Specks	3rd Floor Kitchen	3rd Floor Kitchen	
2019-09-16	AB-3rd-015C	Sheet Flooring with Yellow Adhesive, Beige w/ White Specks	3rd Floor Kitchen	3rd Floor Kitchen	
2019-09-16	AB-3rd-016A	Vinyl Floor Tile with Black Mastic, 9" x 9", Gray w/ White Streaks	Office 314 and Lab 314D	Office 314	

13

655

Date Collected	Sample Identification	Material Description	Homogeneous Area	Sample Location	Lab Identification (Lab Use Only)
2019-09-16	AB-3rd-016B	Vinyl Floor Tile with Black Mastic, 9" x 9", Gray w/ White Streaks	Office 314 and Lab 314D	Lab 314D, SE Corner	
2019-09-16	AB-3rd-016C	Vinyl Floor Tile with Black Mastic, 9" x 9", Gray w/ White Streaks	Office 314 and Lab 314D	Lab 314D, Center	
2019-09-16	AB-3rd-017A	Lab Countertop, Black	Lab 314D	Lab 314D Center Lab Bench	
2019-09-16	AB-3rd-018A	12" x 12" Floor Tile, Gray w/ White Flock	Lab 314	Lab 314D	
2019-09-16	AB-3rd-018B	12" x 12" Floor Tile, Gray w/ White Flock	Lab 314	Lab 314D	
2019-09-16	AB-3rd-019A	Cove Base and Associated Adhesive, Black	Lab 314	Lab 314D, W Wall	
2019-09-16	AB-3rd-019B	Cove Base and Associated Adhesive, Black	Lab 314	Lab 314D, E Wall	
2019-09-16	AB-3rd-019C	Cove Base and Associated Adhesive, Black	Lab 314	Lab 314D, S Wall	
2019-09-16	AB-1st-020A	Wall Carpet Adhesive, Brown	1st Floor, Old Telephone Room	Old Telephone Room, N Wall	
2019-09-16	AB-1st-020B	Wall Carpet Adhesive, Brown	1st Floor, Old Telephone Room	Old Telephone Room, W Wall	

10

56 total

Special Instruction to Laboratory:

N/A

CHAIN OF CUSTODY INFORMATION					
Relinquished By:	Date	Time	Received By:	Date	Time
I. (Print): Tanis Gaines	2019-09-23	11:07:23 PDT	I. (Print): Riva Alger	9/23/19	11:10 am
(Sign):			(Sign):		
II. (Print): to lab (0027) Riva Alger	9/23/19	4:00 pm	II. (Print): Julie Hilliker		
(Sign):			(Sign): Julie Hilliker	9/24/19	9 AM

FX 795770909588

6555

OrderID: 021906550

Appendix D

TRC Mobile Data Solutions Application Data

Morro Bay Unit 1 - Pre-Demo ACM Survey

Created	2019-09-16 08:57:38 PDT by Sabrina Chan
Updated	2019-10-21 13:12:24 PDT by Sabrina Chan
Location	35.3725341149, -120.858022794
Status	Report Reviewed

PROJECT INFORMATION

Project Name	Morro Bay Unit 1 - Pre-Demo ACM Survey
Property Name	Morro Bay Power Plant - Units 1, 2, 3 and 4, Warehouse, Maintenance and Administration Building
Project Address	1290 Embarcadero Morro Bay, CA 93442
TRC Project Number	330541
TRC Project Manager	M. Campbell
Inspection Start Date	2019-09-16
Inspector(s)	Tanis Gaines, Sabrina Chan, Matt Cuda, Kartik Bhatt, Hector Gonzalez, Chris Blake
Client	Dynergy/Luminant
Client Contact Name	Dianna Tickner
Client Email	Dianna.Tickner@vistraenergy.com
Client Address	1500 Eastport Plaza Drive Collinsville, Illinois 62234
Overview Photo	 View of exterior



View of Elevation 6



View of Elevation 15



View of Elevation 28



View of Elevation 41



View of Elevation 41



View of Elevation 65



View of Elevation 80



View of Elevation 96



View of Elevation 106



View of Elevation 118



View of Elevation 130

Surveys Performed	Asbestos
Results Audited	Yes

ASBESTOS SECTION

Asbestos Present	Yes
Suspect Inaccessible Materials Present	No

Positive, (3), U1-E6-001C, 8” OD Pipe Run, Accessible

Representative Photos



U1-E6-001A

Sample Number	U1-E6-001A
Sample Location	Unit 1 Elevation 6 West by Column P4

Sample Location Photo	

U1-E6-001B

Sample Number	U1-E6-001B
Sample Location	Unit 1 Elevation 6 West by Column N4
Sample Location Photo	

U1-E6-001C

Sample Number	U1-E6-001C
Sample Location	Unit 1 Elevation 6 Center by Column J4

Sample Location Photo



MATERIAL INFORMATION

Material Description	8” OD Pipe Run
Accessible Material	Accessible
Positive for Asbestos	Positive
Asbestos Type	30% Amosite 60% Chrysotile
Unit	LF

Unit 1 Elevation 6, 15, 28, 65, 80, 96, 106, 118 and 130

Material Location	Unit 1 Elevation 6, 15, 28, 65, 80, 96, 106, 118 and 130
Suspect Material Quantity	1127
Homogeneous Area	Unit 1 Elevation 6, 15, 28, 65, 80, 96, 106, 118 and 130
Total Approximate Quantity	1127 LF
Condition	Good
Friability	Friable
Material Type	TSI
NESHAP Category	RACM
MD	8” OD Pipe Run
Last Sample	U1-E6-001C
TC	(3)

Positive, (3), U1-E6-002C, 8” OD Pipe Elbow, Accessible

Representative Photos	

U1-E6-002A

Sample Number	U1-E6-002A
Sample Location	Unit 1 Elevation 6 West by Column P4
Sample Location Photo	

U1-E6-002B

Sample Number	U1-E6-002B
Sample Location	Unit 1 Elevation 6 West by Column N4

Sample Location Photo	

U1-E6-002C

Sample Number	U1-E6-002C
Sample Location	Unit 1 Elevation 6 Center by Column L2
Sample Location Photo	

MATERIAL INFORMATION

Material Description	8” OD Pipe Elbow
Accessible Material	Accessible
Positive for Asbestos	Positive
Asbestos Type	15% Amosite 40% Chrysotile 5% Crocidolite
Unit	Each

Unit 1 Elevation 6, 15, 28, 80, 96, 106, 118 and 130

Material Location	Unit 1 Elevation 6, 15, 28, 80, 96, 106, 118 and 130
Suspect Material Quantity	98
Homogeneous Area	Unit 1 Elevation 6, 15, 28, 80, 96, 106, 118 and 130
Total Approximate Quantity	98 Each
Condition	Good
Friability	Friable
Material Type	TSI
NESHAP Category	RACM
MD	8” OD Pipe Elbow
Last Sample	U1-E6-002C
TC	(3)

Positive, (3), U1-E6-003C, 6” OD Pipe Run, Accessible

Representative Photos



U1-E6-003A

Sample Number	U1-E6-003A
Sample Location	Unit 1 Elevation 6 West by Column P4

Sample Location Photo	

U1-E6-003B

Sample Number	U1-E6-003B
Sample Location	Unit 1 Elevation 6 West by Column N2
Sample Location Photo	

U1-E6-003C

Sample Number	U1-E6-003C
Sample Location	Unit 1 Elevation 6 Center by Column J4

Sample Location Photo



MATERIAL INFORMATION

Material Description	6” OD Pipe Run
Accessible Material	Accessible
Positive for Asbestos	Positive
Asbestos Type	20% Amosite 60% Chrysotile
Unit	LF

Unit 1 Elevation 6, 28, 41, 65, 80, 96, 106, 118 and 130

Material Location	Unit 1 Elevation 6, 28, 41, 65, 80, 96, 106, 118 and 130
Suspect Material Quantity	1656
Homogeneous Area	Unit 1 Elevation 6, 28, 41, 65, 80, 96, 106, 118 and 130
Total Approximate Quantity	1656 LF
Condition	Good
Friability	Friable
Material Type	TSI
NESHAP Category	RACM
MD	6” OD Pipe Run
Last Sample	U1-E6-003C
TC	(3)

Positive, (3), U1-E6-004C, 6” OD Pipe Elbow , Accessible

Representative Photos	

U1-E6-004A

Sample Number	U1-E6-004A
Sample Location	Unit 1 Elevation 6 West by Column P4
Sample Location Photo	

U1-E6-004B

Sample Number	U1-E6-004B
Sample Location	Unit 1 Elevation 6 West by Column N4

Sample Location Photo	

U1-E6-004C

Sample Number	U1-E6-004C
Sample Location	Unit 1 Elevation 6 West by Column H5
Sample Location Photo	

MATERIAL INFORMATION

Material Description	6” OD Pipe Elbow
Accessible Material	Accessible
Positive for Asbestos	Positive
Asbestos Type	25% Amosite 65% Chrysotile <1% Crocidolite
Unit	Each

Unit 1 Elevation 6, 15, 28, 41, 65, 96, 106, 118 and 130

Material Location	Unit 1 Elevation 6, 15, 28, 41, 65, 96, 106, 118 and 130
Suspect Material Quantity	245
Homogeneous Area	Unit 1 Elevation 6, 15, 28, 41, 65, 96, 106, 118 and 130
Total Approximate Quantity	245 Each
Condition	Good
Friability	Friable
Material Type	TSI
NESHAP Category	RACM
MD	6” OD Pipe Elbow
Last Sample	U1-E6-004C
TC	(3)

Positive, (3), U1-E6-005C, 4” OD Pipe Run, Accessible

Representative Photos



U1-E6-005A

Sample Number	U1-E6-005A
Sample Location	Unit 1 Elevation 6 West by Column N4

Sample Location Photo	

U1-E6-005B

Sample Number	U1-E6-005B
Sample Location	Unit 1 Elevation 6 West by Column N4
Sample Location Photo	

U1-E6-005C

Sample Number	U1-E6-005C
Sample Location	Unit 1 Elevation 6 Center by Column J6

Sample Location Photo



MATERIAL INFORMATION

Material Description	4” OD Pipe Run
Accessible Material	Accessible
Positive for Asbestos	Positive
Asbestos Type	10% Amosite 60% Chrysotile
Unit	LF

Unit 1 Elevation 6, 15, 28, 41, 65, 80, 96, 106 and 130

Material Location	Unit 1 Elevation 6, 15, 28, 41, 65, 80, 96, 106 and 130
Suspect Material Quantity	609
Homogeneous Area	Unit 1 Elevation 6, 15, 28, 41, 65, 80, 96, 106 and 130
Total Approximate Quantity	609 LF
Condition	Good
Friability	Friable
Material Type	TSI
NESHAP Category	RACM
MD	4” OD Pipe Run
Last Sample	U1-E6-005C
TC	(3)

Positive, (3), U1-E6-006C, 4” OD Pipe Elbow , Accessible

Representative Photos	

U1-E6-006A

Sample Number	U1-E6-006A
Sample Location	Unit 1 Elevation 6 West by Column N4
Sample Location Photo	

U1-E6-006B

Sample Number	U1-E6-006B
Sample Location	Unit 1 Elevation 6 West by Column N4

Sample Location Photo	

U1-E6-006C

Sample Number	U1-E6-006C
Sample Location	Unit 1 Elevation 6 Center by Column J6
Sample Location Photo	

MATERIAL INFORMATION

Material Description	4” OD Pipe Elbow
Accessible Material	Accessible
Positive for Asbestos	Positive
Asbestos Type	5% Amosite 70% Chrysotile
Unit	Each

Unit 1 Elevation 6, 15, 28, 41, 80, 106 and 130

Material Location	Unit 1 Elevation 6, 15, 28, 41, 80, 106 and 130
Suspect Material Quantity	162
Homogeneous Area	Unit 1 Elevation 6, 15, 28, 41, 80, 106 and 130
Total Approximate Quantity	162 Each
Condition	Good
Friability	Friable
Material Type	TSI
NESHAP Category	RACM
MD	4” OD Pipe Elbow
Last Sample	U1-E6-006C
TC	(3)

Positive, (3), U1-E6-007C, 24” OD Pipe Run , Accessible

Representative Photos



U1-E6-007A

Sample Number	U1-E6-007A
Sample Location	Unit 1 Elevation 6 West by Column N2

Sample Location Photo	

U1-E6-007B

Sample Number	U1-E6-007B
Sample Location	Unit 1 Elevation 6 Center by Column L2
Sample Location Photo	

U1-E6-007C

Sample Number	U1-E6-007C
Sample Location	Unit 1 Elevation 6 Center by Column J4

Sample Location Photo



MATERIAL INFORMATION

Material Description	24” OD Pipe Run
Accessible Material	Accessible
Positive for Asbestos	Positive
Asbestos Type	10% Amosite 60% Chrysotile
Unit	LF

Unit 1 Elevation 6

Material Location	Unit 1 Elevation 6
Suspect Material Quantity	270
Homogeneous Area	Unit 1 Elevation 6
Total Approximate Quantity	270 LF
Condition	Good
Friability	Friable
Material Type	TSI
NESHAP Category	RACM
MD	24” OD Pipe Run
Last Sample	U1-E6-007C
TC	(3)

Positive, (3), U1-E6-008C, 24” OD Pipe Elbow , Accessible

Representative Photos	

U1-E6-008A

Sample Number	U1-E6-008A
Sample Location	Unit 1 Elevation 6 West by Column L2
Sample Location Photo	

U1-E6-008B

Sample Number	U1-E6-008B
Sample Location	Unit 1 Elevation 6 Center by Column L2

Sample Location Photo	

U1-E6-008C

Sample Number	U1-E6-008C
Sample Location	Unit 1 Elevation 6 Center by Column L2
Sample Location Photo	

MATERIAL INFORMATION

Material Description	24” OD Pipe Elbow
Accessible Material	Accessible
Positive for Asbestos	Positive
Asbestos Type	10% Amosite 60% Chrysotile 2% Crocidolite
Unit	Each

Unit 1 Elevation 6

Material Location	Unit 1 Elevation 6
Suspect Material Quantity	6
Homogeneous Area	Unit 1 Elevation 6
Total Approximate Quantity	6 Each
Condition	Good
Friability	Friable
Material Type	TSI
NESHAP Category	RACM
MD	24” OD Pipe Elbow
Last Sample	U1-E6-008C
TC	(3)

Positive, (3), U1-E6-009C, 12” OD Valve , Accessible

Representative Photos



U1-E6-009A

Sample Number	U1-E6-009A
Sample Location	Unit 1 Elevation 6 North by Column BB5

Sample Location Photo	

U1-E6-009B

Sample Number	U1-E6-009B
Sample Location	Unit 1 Elevation 6 West by Column N4
Sample Location Photo	

U1-E6-009C

Sample Number	U1-E6-009C
Sample Location	Unit 1 Elevation 6 West by Column N4

Sample Location Photo



MATERIAL INFORMATION

Material Description	12” OD Valve
Accessible Material	Accessible
Positive for Asbestos	Positive
Asbestos Type	10% Amosite 30% Chrysotile <1% Crocidolite
Unit	Each

Unit 1 Elevation 6, 15 and 28

Material Location	Unit 1 Elevation 6, 15 and 28
Suspect Material Quantity	27
Homogeneous Area	Unit 1 Elevation 6, 15 and 28
Total Approximate Quantity	27 Each
Condition	Good
Friability	Friable
Material Type	TSI
NESHAP Category	RACM
MD	12” OD Valve
Last Sample	U1-E6-009C
TC	(3)

Positive, (3), U1-E6-010C, 12” OD Pipe Run, Accessible

Representative Photos	

U1-E6-010A

Sample Number	U1-E6-010A
Sample Location	Unit 1 Elevation 6 North by Column BB5
Sample Location Photo	

U1-E6-010B

Sample Number	U1-E6-010B
Sample Location	Unit 1 Elevation 6 North by Column BB5

Sample Location Photo	

U1-E6-010C

Sample Number	U1-E6-010C
Sample Location	Unit 1 Elevation 6 Center by Column H65
Sample Location Photo	

MATERIAL INFORMATION

Material Description	12” OD Pipe Run
Accessible Material	Accessible
Positive for Asbestos	Positive
Asbestos Type	30% Amosite 40% Chrysotile
Unit	LF

Unit 1 Elevation 6, 15, 28, 41, 80 and 130

Material Location	Unit 1 Elevation 6, 15, 28, 41, 80 and 130
Suspect Material Quantity	803
Homogeneous Area	Unit 1 Elevation 6, 15, 28, 41, 80 and 130
Total Approximate Quantity	803 LF
Condition	Good
Friability	Friable
Material Type	TSI
NESHAP Category	RACM
Notes	12” OD Pipe Run runs from Elevation 6 to Elevation 15, Elevation 28
MD	12” OD Pipe Run
Last Sample	U1-E6-010C
TC	(3)

Positive, (3), U1-E6-011C, 12” OD Pipe Elbow , Accessible

Representative Photos



U1-E6-011A

Sample Number	U1-E6-011A
Sample Location	Unit 1 Elevation 6 North by Column BB5

Sample Location Photo	

U1-E6-011B

Sample Number	U1-E6-011B
Sample Location	Unit 1 Elevation 6 North by Column BB5
Sample Location Photo	

U1-E6-011C

Sample Number	U1-E6-011C
Sample Location	Unit 1 Elevation 6 Center by Column H65

Sample Location Photo



MATERIAL INFORMATION

Material Description	12” OD Pipe Elbow
Accessible Material	Accessible
Positive for Asbestos	Positive
Asbestos Type	20% Amosite 60% Chrysotile
Unit	Each

Unit 1 Elevation 6, 15, 28, 41 and 80

Material Location	Unit 1 Elevation 6, 15, 28, 41 and 80
Suspect Material Quantity	86
Homogeneous Area	Unit 1 Elevation 6, 15, 28, 41 and 80
Total Approximate Quantity	86 Each
Condition	Good
Friability	Friable
Material Type	TSI
NESHAP Category	RACM
MD	12” OD Pipe Elbow
Last Sample	U1-E6-011C
TC	(3)

Negative, (2), U1-E6-012B, 12” OD Gray Gasket, Accessible

Representative Photos	

U1-E6-012A

Sample Number	U1-E6-012A
Sample Location	Unit 1 Elevation 6 West Discharge Pump by Column N4
Sample Location Photo	

U1-E6-012B

Sample Number	U1-E6-012B
Sample Location	Unit 1 Elevation 6 Center by Column CB6.1

Sample Location Photo



MATERIAL INFORMATION

Material Description	12” OD Gray Gasket
Accessible Material	Accessible
Positive for Asbestos	Negative
Unit	Each

Unit 1 Elevation 6

Material Location	Unit 1 Elevation 6
Suspect Material Quantity	4
Homogeneous Area	Unit 1 Elevation 6
Total Approximate Quantity	4 Each
Condition	Good
Friability	Friable
MD	12” OD Gray Gasket
Last Sample	U1-E6-012B
TC	(2)

Positive, (1), U1-E6-013A, 7” OD Gray Gasket , Accessible

Representative Photos	

U1-E6-013A

Sample Number	U1-E6-013A
Sample Location	Unit 1 Elevation 6 West Waste Sump by Column P4
Sample Location Photo	

MATERIAL INFORMATION

Material Description	7” OD Gray Gasket
Accessible Material	Accessible
Positive for Asbestos	Positive
Asbestos Type	30% Chrysotile
Unit	Each

Unit 1 Elevation 6

Material Location	Unit 1 Elevation 6
Suspect Material Quantity	3
Homogeneous Area	Unit 1 Elevation 6
Total Approximate Quantity	3 Each
Condition	Significantly Damaged
Friability	Non-Friable
Material Type	Misc.
NESHAP Category	Cat I
MD	7” OD Gray Gasket
Last Sample	U1-E6-013A
TC	(1)

Negative, (1), U1-E6-014A, 5” OD Gray Gasket , Accessible

Representative Photos



U1-E6-014A

Sample Number	U1-E6-014A
Sample Location	Unit 1 Elevation 6 Waste Sump by Column P4

Sample Location Photo



MATERIAL INFORMATION

Material Description	5” OD Gray Gasket
Accessible Material	Accessible
Positive for Asbestos	Negative
Unit	Each

Unit 1 Elevation 6

Material Location	Unit 1 Elevation 6
Suspect Material Quantity	2
Homogeneous Area	Unit 1 Elevation 6
Total Approximate Quantity	2 Each
Condition	Good
Friability	Non-Friable
MD	5” OD Gray Gasket
Last Sample	U1-E6-014A
TC	(1)

Negative, (1), U1-E6-015A, 72” Red Gasket , Accessible

Representative Photos	

U1-E6-015A

Sample Number	U1-E6-015A
Sample Location	Unit 1 Elevation 6 Center Condenser by Column CB6.1
Sample Location Photo	

MATERIAL INFORMATION

Material Description	72” Red Gasket
Accessible Material	Accessible
Positive for Asbestos	Negative
Unit	Each

Unit 1 Elevation 6

Material Location	Unit 1 Elevation 6

Suspect Material Quantity	8
Homogeneous Area	Unit 1 Elevation 6
Total Approximate Quantity	8 Each
Condition	Good
Friability	Non-Friable
MD	72” Red Gasket
Last Sample	U1-E6-015A
TC	(1)

Negative, (2), U1-E15-016B, 16” Red Gasket, Accessible

Representative Photos



U1-E6-016A

Sample Number	U1-E6-016A
Sample Location	Unit 1 Elevation 6 Center CT5 Pump by Column J6.6

Sample Location Photo	

U1-E15-016B

Sample Number	U1-E15-016B
Sample Location	Unit 1 Elevation 15 Center by Elevator
Sample Location Photo	

MATERIAL INFORMATION

Material Description	16” Red Gasket
Accessible Material	Accessible
Positive for Asbestos	Negative
Unit	Each

Unit 1 Elevation 6 and 15

Material Location	Unit 1 Elevation 6 and 15

Suspect Material Quantity	14
Homogeneous Area	Unit 1 Elevation 6 and 15
Total Approximate Quantity	14 Each
Condition	Good
Friability	Non-Friable
MD	16” Red Gasket
Last Sample	U1-E15-016B
TC	(2)

Positive, (3), U1-E15-017C, 16” OD Valve, Accessible

Representative Photos



U1-E15-017A

Sample Number	U1-E15-017A
Sample Location	Unit 1 Elevation 15 West by Elevator

Sample Location Photo	

U1-E15-017B

Sample Number	U1-E15-017B
Sample Location	Unit 1 Elevation 15 West by Elevator
Sample Location Photo	

U1-E15-017C

Sample Number	U1-E15-017C
Sample Location	Unit 1 Elevation 15 West by Pumps within second containment

Sample Location Photo



MATERIAL INFORMATION

Material Description	16” OD Valve
Accessible Material	Accessible
Positive for Asbestos	Positive
Asbestos Type	40% Amosite 60% Chrysotile
Unit	Each

Unit 1 Elevation 15, 28 and 80

Material Location	Unit 1 Elevation 15, 28 and 80
Suspect Material Quantity	18
Homogeneous Area	Unit 1 Elevation 15, 28 and 80
Total Approximate Quantity	18 Each
Condition	Good
Friability	Friable
Material Type	TSI
NESHAP Category	RACM
MD	16” OD Valve
Last Sample	U1-E15-017C
TC	(3)

Positive, (1), U1-E15-018A, 15’ in length 32” OD Tank, Accessible

Representative Photos	

U1-E15-018A

Sample Number	U1-E15-018A
Sample Location	Unit 1 Elevation 15 West by Elevator
Sample Location Photo	

MATERIAL INFORMATION

Material Description	15’ in length 32” OD Tank
Accessible Material	Accessible
Positive for Asbestos	Positive
Asbestos Type	70% Chrysotile
Unit	SF

Unit 1 Elevation 15

Material Location	Unit 1 Elevation 15
Suspect Material Quantity	130
Homogeneous Area	Unit 1 Elevation 15
Total Approximate Quantity	130 SF
Condition	Good
Friability	Friable
Material Type	TSI
NESHAP Category	RACM
MD	15’ in length 32” OD Tank
Last Sample	U1-E15-018A
TC	(1)

Positive, (3), U1-E15-019C, 24” OD Pipe Elbow , Accessible

Representative Photos





U1-E15-019A

Sample Number	U1-E15-019A
Sample Location	Unit 1 Elevation 15 Center by Elevator
Sample Location Photo	

U1-E15-019B

Sample Number	U1-E15-019B
Sample Location	Unit 1 Elevation 15 Center by Elevator
Sample Location Photo	

U1-E15-019C

Sample Number	U1-E15-019C
Sample Location	Unit 1 Elevation 15 Center by Elevator

Sample Location Photo



MATERIAL INFORMATION

Material Description	24” OD Pipe Elbow
Accessible Material	Accessible
Positive for Asbestos	Positive
Asbestos Type	10% Amosite 70% Chrysotile 2% Crocidolite
Unit	Each

Unit 1 Elevation 15 and 28

Material Location	Unit 1 Elevation 15 and 28
Suspect Material Quantity	7
Homogeneous Area	Unit 1 Elevation 15 and 28
Total Approximate Quantity	7 Each
Condition	Good
Friability	Friable
Material Type	TSI
NESHAP Category	RACM
Notes	24” OD Pipe Elbow repeated as U1-E6-008
MD	24” OD Pipe Elbow
Last Sample	U1-E15-019C
TC	(3)

Positive, (1), U1-E15-020A, 24” OD Pipe Run, Accessible

Representative Photos	

U1-E15-020A

Sample Number	U1-E15-020A
Sample Location	Unit 1 Elevation 15 Center by Elevator
Sample Location Photo	

MATERIAL INFORMATION

Material Description	24” OD Pipe Run
Accessible Material	Accessible
Positive for Asbestos	Positive
Asbestos Type	40% Amosite 40% Chrysotile
Unit	LF

Unit 1 Elevation 15, 28, 41 and 118

Material Location	Unit 1 Elevation 15, 28, 41 and 118
Suspect Material Quantity	345
Homogeneous Area	Unit 1 Elevation 15, 28, 41 and 118
Total Approximate Quantity	345 LF
Condition	Good
Friability	Friable
Material Type	TSI
NESHAP Category	RACM
Notes	24” OD Pipe Run repeated as U1-E6-007
MD	24” OD Pipe Run
Last Sample	U1-E15-020A
TC	(1)

Positive, (3), U1-E28-021C, 28” OD Pipe Run , Accessible

Representative Photos





U1-E15-021A

Sample Number	U1-E15-021A
Sample Location	Unit 1 Elevation 15 Center by Elevator
Sample Location Photo	

U1-E15-021B

Sample Number	U1-E15-021B
Sample Location	Unit 1 Elevation 15 Center by Elevator

Sample Location Photo	

U1-E28-021C

Sample Number	U1-E28-021C
Sample Location	Unit 1 Elevation 28 Center by Column F5
Sample Location Photo	

MATERIAL INFORMATION

Material Description	28” OD Pipe Run
Accessible Material	Accessible
Positive for Asbestos	Positive
Asbestos Type	60% Amosite 40% Chrysotile
Unit	LF

Unit 1 Elevation 15, 28, 41, 80, 106, 118 and 130

Material Location	Unit 1 Elevation 15, 28, 41, 80, 106, 118 and 130
Suspect Material Quantity	916
Homogeneous Area	Unit 1 Elevation 15, 28, 41, 80, 106, 118 and 130
Total Approximate Quantity	916 LF
Condition	Good
Friability	Friable
Material Type	TSI
NESHAP Category	RACM
MD	28” OD Pipe Run
Last Sample	U1-E28-021C
TC	(3)

Positive, (3), U1-E28-022C, 28” OD Pipe Elbow , Accessible

Representative Photos



U1-E15-022A

Sample Number	U1-E15-022A
Sample Location	Unit 1 Elevation 15 Center by Elevator

Sample Location Photo	

U1-E15-022B

Sample Number	U1-E15-022B
Sample Location	Unit 1 Elevation 15 Center by Elevator
Sample Location Photo	

U1-E28-022C

Sample Number	U1-E28-022C
Sample Location	Unit 1 Elevation 28 Center by Column F5

Sample Location Photo



MATERIAL INFORMATION

Material Description	28” OD Pipe Elbow
Accessible Material	Accessible
Positive for Asbestos	Positive
Asbestos Type	15%-80% Amosite 30%-40% Chrysotile
Unit	Each

Unit 1 Elevation 15, 28, 80 and 106

Material Location	Unit 1 Elevation 15, 28, 80 and 106
Suspect Material Quantity	30
Homogeneous Area	Unit 1 Elevation 15, 28, 80 and 106
Total Approximate Quantity	30 Each
Condition	Good
Friability	Friable
Material Type	TSI
NESHAP Category	RACM
MD	28” OD Pipe Elbow
Last Sample	U1-E28-022C
TC	(3)

Positive, (3), U1-E28-023C, 10” OD Pipe Run , Accessible

Representative Photos	

U1-E28-023A

Sample Number	U1-E28-023A
Sample Location	Unit 1 Elevation 28 West by Column H3
Sample Location Photo	

U1-E28-023B

Sample Number	U1-E28-023B
Sample Location	Unit 1 Elevation 15 West by Column H3

Sample Location Photo	

U1-E28-023C

Sample Number	U1-E28-023C
Sample Location	Unit 1 Elevation 15 West by Column H3
Sample Location Photo	

MATERIAL INFORMATION

Material Description	10” OD Pipe Run
Accessible Material	Accessible
Positive for Asbestos	Positive
Asbestos Type	20%-80% Amosite 40% Chrysotile
Unit	LF

Unit 1 Elevation 28, 41, 65, 96, 106, 118 and 130

Material Location	Unit 1 Elevation 28, 41, 65, 96, 106, 118 and 130
Suspect Material Quantity	658
Homogeneous Area	Unit 1 Elevation 28, 41, 65, 96, 106, 118 and 130
Total Approximate Quantity	658 LF
Condition	Good
Friability	Friable
Material Type	TSI
NESHAP Category	RACM
MD	10” OD Pipe Run
Last Sample	U1-E28-023C
TC	(3)

Positive, (3), U1-E28-024C, 10” OD Pipe Elbow , Accessible

Representative Photos



U1-E28-024A

Sample Number	U1-E28-024A
Sample Location	Unit 1 Elevation 28 West by Column H3

Sample Location Photo	

U1-E28-024B

Sample Number	U1-E28-024B
Sample Location	Unit 1 Elevation 28 West by Column H3
Sample Location Photo	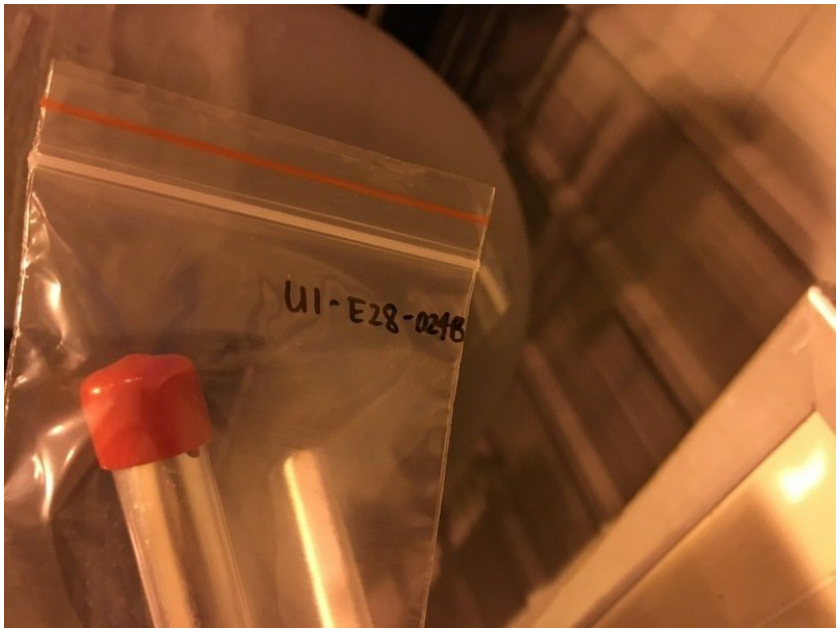

U1-E28-024C

Sample Number	U1-E28-024C
Sample Location	Unit 1 Elevation 28 West by Column H3

Sample Location Photo



MATERIAL INFORMATION

Material Description	10” OD Pipe Elbow
Accessible Material	Accessible
Positive for Asbestos	Positive
Asbestos Type	10%-75% Amosite 5%-60% Chrysotile 2% Crocidolite
Unit	Each

Unit 1 Elevation 28, 41, 96, 106 and 118

Material Location	Unit 1 Elevation 28, 41, 96, 106 and 118
Suspect Material Quantity	44
Homogeneous Area	Unit 1 Elevation 28, 41, 96, 106 and 118
Total Approximate Quantity	44 Each
Condition	Good
Friability	Friable
Material Type	TSI
NESHAP Category	RACM
MD	10” OD Pipe Elbow
Last Sample	U1-E28-024C
TC	(3)

Positive, (3), U1-E28-025C, 20” OD Pipe Run , Accessible

Representative Photos	

U1-E28-025A

Sample Number	U1-E28-025A
Sample Location	Unit 1 Elevation 28 West by Column H3
Sample Location Photo	

U1-E28-025B

Sample Number	U1-E28-025B
Sample Location	Unit 1 Elevation 28 West by Column H3

Sample Location Photo	

U1-E28-025C

Sample Number	U1-E28-025C
Sample Location	Unit 1 Elevation 28 North by Column CA6.6
Sample Location Photo	

MATERIAL INFORMATION

Material Description	20” OD Pipe Run
Accessible Material	Accessible
Positive for Asbestos	Positive
Asbestos Type	10% Amosite 60% Chrysotile
Unit	LF

Unit 1 Elevation 28, 41, 65, 80 and 96

Material Location	Unit 1 Elevation 28, 41, 65, 80 and 96
Suspect Material Quantity	982
Homogeneous Area	Unit 1 Elevation 28, 41, 65, 80 and 96
Total Approximate Quantity	982 LF
Condition	Good
Friability	Friable
Material Type	TSI
NESHAP Category	RACM
MD	20” OD Pipe Run
Last Sample	U1-E28-025C
TC	(3)

Negative, (1), U1-E28-026A, 20” OD Junction Pipe , Accessible

Representative Photos



U1-E28-026A

Sample Number	U1-E28-026A
Sample Location	Unit 1 Elevation 28 West by Column H3

Sample Location Photo



MATERIAL INFORMATION

Material Description	20” OD Junction Pipe
Accessible Material	Accessible
Positive for Asbestos	Negative
Unit	Each

Unit 1 Elevation 28

Material Location	Unit 1 Elevation 28
Suspect Material Quantity	1
Homogeneous Area	Unit 1 Elevation 28
Total Approximate Quantity	1 Each
Condition	Good
Friability	Friable
MD	20” OD Junction Pipe
Last Sample	U1-E28-026A
TC	(1)

Positive, (2), U1-E28-027B, 20” OD Pipe Elbow , Accessible

Representative Photos	

U1-E28-027A

Sample Number	U1-E28-027A
Sample Location	Unit 1 Elevation 28 West by Column H3
Sample Location Photo	

U1-E28-027B

Sample Number	U1-E28-027B
Sample Location	Unit 1 Elevation 28 North by Column CA6.6

Sample Location Photo



MATERIAL INFORMATION

Material Description	20” OD Pipe Elbow
Accessible Material	Accessible
Positive for Asbestos	Positive
Asbestos Type	10% Amosite 65% Chrysotile
Unit	Each

Unit 1 Elevation 28

Material Location	Unit 1 Elevation 28
Suspect Material Quantity	4
Homogeneous Area	Unit 1 Elevation 28
Total Approximate Quantity	4 Each
Condition	Good
Friability	Friable
Material Type	TSI
NESHAP Category	RACM
MD	20” OD Pipe Elbow
Last Sample	U1-E28-027B
TC	(2)

Positive, (2), U1-E28-028B, 18’ in length 32” OD Tank, Accessible

Representative Photos	

U1-E28-028A

Sample Number	U1-E28-028A
Sample Location	Unit 1 Elevation 28 Center by Elevator
Sample Location Photo	

U1-E28-028B

Sample Number	U1-E28-028B
Sample Location	Unit 1 Elevation 28 Center by Elevator

Sample Location Photo



MATERIAL INFORMATION

Material Description	18’ in length 32” OD Tank
Accessible Material	Accessible
Positive for Asbestos	Positive
Asbestos Type	20% Amosite 60% Chrysotile
Unit	SF

Unit 1 Elevation 28

Material Location	Unit 1 Elevation 28
Suspect Material Quantity	320
Homogeneous Area	Unit 1 Elevation 28
Total Approximate Quantity	320 SF
Condition	Good
Friability	Friable
Material Type	TSI
NESHAP Category	RACM
MD	18’ in length 32” OD Tank
Last Sample	U1-E28-028B
TC	(2)

Negative, (1), U1-E28-029A, Black Vibration Damper, Accessible

Representative Photos	

U1-E28-029A

Sample Number	U1-E28-029A
Sample Location	Unit 1 Elevation 28 South by Stairs
Sample Location Photo	

MATERIAL INFORMATION

Material Description	Black Vibration Damper
Accessible Material	Accessible
Positive for Asbestos	Negative
Unit	LF

Unit 1 Elevation 28

Material Location	Unit 1 Elevation 28

Suspect Material Quantity	480
Homogeneous Area	Unit 1 Elevation 28
Total Approximate Quantity	480 LF
Condition	Good
Friability	Non-Friable
MD	Black Vibration Damper
Last Sample	U1-E28-029A
TC	(1)

Positive, (1), U1-E28-030A, 5’ in length 32” OD Tank, Accessible

Representative Photos



U1-E28-030A

Sample Number	U1-E28-030A
Sample Location	Unit 1 Elevation 28 Center by Column F5

Sample Location Photo



MATERIAL INFORMATION

Material Description	5’ in length 32” OD Tank
Accessible Material	Accessible
Positive for Asbestos	Positive
Asbestos Type	15% Amosite 40% Chrysotile 20% Crocidolite
Unit	SF

Unit 1 Elevation 28

Material Location	Unit 1 Elevation 28
Suspect Material Quantity	50
Homogeneous Area	Unit 1 Elevation 28
Total Approximate Quantity	50 SF
Condition	Good
Friability	Friable
Material Type	TSI
NESHAP Category	RACM
MD	5’ in length 32” OD Tank
Last Sample	U1-E28-030A
TC	(1)

Positive, (1), U1-E28-031A, 22” OD Valve , Accessible

Representative Photos	

U1-E28-031A

Sample Number	U1-E28-031A
Sample Location	Unit 1 Elevation 28 Center by Column F6.6
Sample Location Photo	

MATERIAL INFORMATION

Material Description	22” OD Valve
Accessible Material	Accessible
Positive for Asbestos	Positive
Asbestos Type	20% Amosite 60% Chrysotile
Unit	Each

Unit 1 Elevation 28

Material Location	Unit 1 Elevation 28
Suspect Material Quantity	3
Homogeneous Area	Unit 1 Elevation 28
Total Approximate Quantity	3 Each
Condition	Good
Friability	Friable
Material Type	TSI
NESHAP Category	RACM
MD	22” OD Valve
Last Sample	U1-E28-031A
TC	(1)

Positive, (3), U1-E28-032C, 16” OD Pipe Run , Accessible

Representative Photos



U1-E28-032A

Sample Number	U1-E28-032A
Sample Location	Unit 1 Elevation 28 Center by CB6.8

Sample Location Photo	

U1-E28-032B

Sample Number	U1-E28-032B
Sample Location	Unit 1 Elevation 28 Center by CB6.8
Sample Location Photo	

U1-E28-032C

Sample Number	U1-E28-032C
Sample Location	Unit 1 Elevation 28 Center by Column F6.6

Sample Location Photo



MATERIAL INFORMATION

Material Description	16” OD Pipe Run
Accessible Material	Accessible
Positive for Asbestos	Positive
Asbestos Type	15% Amosite 40% Chrysotile <1% Crocidolite
Unit	LF

Unit 1 Elevation 28, 41, 80 and 130

Material Location	Unit 1 Elevation 28, 41, 80 and 130
Suspect Material Quantity	201
Homogeneous Area	Unit 1 Elevation 28, 41, 80 and 130
Total Approximate Quantity	201 LF
Condition	Good
Friability	Friable
Material Type	TSI
NESHAP Category	RACM
MD	16” OD Pipe Run
Last Sample	U1-E28-032C
TC	(3)

Positive, (3), U1-E28-033C, 16” OD Pipe Elbow , Accessible

Representative Photos	

U1-E28-033A

Sample Number	U1-E28-033A
Sample Location	Unit 1 Elevation 28 Center by Column CB6.8
Sample Location Photo	

U1-E28-033B

Sample Number	U1-E28-033B
Sample Location	Unit 1 Elevation 28 Center by Column F6.6

Sample Location Photo	

U1-E28-033C

Sample Number	U1-E28-033C
Sample Location	Unit 1 Elevation 28 Center by Column F6.6
Sample Location Photo	

MATERIAL INFORMATION

Material Description	16” OD Pipe Elbow
Accessible Material	Accessible
Positive for Asbestos	Positive
Asbestos Type	30% Amosite 40% Chrysotile
Unit	Each

Unit 1 Elevation 28, 41 and 80

Material Location	Unit 1 Elevation 28, 41 and 80
Suspect Material Quantity	10
Homogeneous Area	Unit 1 Elevation 28, 41 and 80
Total Approximate Quantity	10 Each
Condition	Good
Friability	Friable
Material Type	TSI
NESHAP Category	RACM
MD	16” OD Pipe Elbow
Last Sample	U1-E28-033C
TC	(3)

Positive, (1), U1-E28-034A, 26’ in length 28” OD Tank, Accessible

Representative Photos



U1-E28-034A

Sample Number	U1-E28-034A
Sample Location	Unit 1 Elevation 28 North by Column CA6.6

Sample Location Photo



MATERIAL INFORMATION

Material Description	26’ in length 28” OD Tank
Accessible Material	Accessible
Positive for Asbestos	Positive
Asbestos Type	30% Amosite 30% Chrysotile
Unit	SF

Unit 1 Elevation 28

Material Location	Unit 1 Elevation 28
Suspect Material Quantity	200
Homogeneous Area	Unit 1 Elevation 28
Total Approximate Quantity	200 SF
Condition	Good
Friability	Friable
Material Type	TSI
NESHAP Category	RACM
MD	26’ in length 28” OD Tank
Last Sample	U1-E28-034A
TC	(1)

Positive, (1), U1-E28-035A, 11’ in length 28” OD Tank, Accessible

Representative Photos	

U1-E28-035A

Sample Number	U1-E28-035A
Sample Location	Unit 1 Elevation 28 North by CA6.6
Sample Location Photo	

MATERIAL INFORMATION

Material Description	11’ in length 28” OD Tank
Accessible Material	Accessible
Positive for Asbestos	Positive
Asbestos Type	20% Amosite 50% Chrysotile
Unit	SF

Unit 1 Elevation 28

Material Location	Unit 1 Elevation 28
Suspect Material Quantity	100
Homogeneous Area	Unit 1 Elevation 28
Total Approximate Quantity	100 SF
Condition	Good
Friability	Friable
Material Type	TSI
NESHAP Category	RACM
MD	11’ in length 28” OD Tank
Last Sample	U1-E28-035A
TC	(1)

Positive, (1), U1-E28-036A, 6” OD Valve , Accessible

Representative Photos



U1-E28-036A

Sample Number	U1-E28-036A
Sample Location	Unit 1 Elevation 28 North by Column CA6.6

Sample Location Photo



MATERIAL INFORMATION

Material Description	6” OD Valve
Accessible Material	Accessible
Positive for Asbestos	Positive
Asbestos Type	30% Amosite 40% Chrysotile
Unit	Each

Unit 1 Elevation 28 and 130

Material Location	Unit 1 Elevation 28 and 130
Suspect Material Quantity	8
Homogeneous Area	Unit 1 Elevation 28 and 130
Total Approximate Quantity	8 Each
Condition	Good
Friability	Friable
Material Type	TSI
NESHAP Category	RACM
MD	6” OD Valve
Last Sample	U1-E28-036A
TC	(1)

Positive, (2), U1-E41-037B, 27” OD Valve, Accessible

Representative Photos	

U1-E28-037A

Sample Number	U1-E28-037A
Sample Location	Unit 1 Elevation 28 North by Column CA6.6
Sample Location Photo	

U1-E41-037B

Sample Number	U1-E41-037B
Sample Location	Unit 1 Elevation 41 Center by Northwest of Boiler #1

Sample Location Photo



MATERIAL INFORMATION

Material Description	27″ OD Valve
Accessible Material	Accessible
Positive for Asbestos	Positive
Asbestos Type	30% Amosite 40% Chrysotile
Unit	Each

Unit 1 Elevation 28

Material Location	Unit 1 Elevation 28
Suspect Material Quantity	1
Homogeneous Area	Unit 1 Elevation 28
Total Approximate Quantity	1 Each
Condition	Good
Friability	Friable
Material Type	TSI
NESHAP Category	RACM
MD	27″ OD Valve
Last Sample	U1-E41-037B
TC	(2)

Positive, (3), U1-E65-038C, Black Insulation Boiler Wrap (Recirculation Fan Duct), Accessible

Representative Photos	

U1-E28-038A

Sample Number	U1-E28-038A
Sample Location	Unit 1 Elevation 28 West
Sample Location Photo	

U1-E41-038B

Sample Number	U1-E41-038B
Sample Location	Unit 1 Elevation 41 South by Stairs

Sample Location Photo	

U1-E65-038C

Sample Number	U1-E65-038C
Sample Location	Unit 1 Elevation 65 East
Sample Location Photo	

MATERIAL INFORMATION

Material Description	Black Insulation Boiler Wrap (Recirculation Fan Duct)
Accessible Material	Accessible
Positive for Asbestos	Positive
Asbestos Type	2%-80% Amosite 60% Chrysotile
Unit	SF

Unit 1 Elevation 28, 41 and 65

Material Location	Unit 1 Elevation 28, 41 and 65
Suspect Material Quantity	1700
Homogeneous Area	Unit 1 Elevation 28, 41 and 65
Total Approximate Quantity	1700 SF
Condition	Good
Friability	Friable
Material Type	TSI
NESHAP Category	RACM
MD	Black Insulation Boiler Wrap (Recirculation Fan Duct)
Last Sample	U1-E65-038C
TC	(3)

Negative, (1), U1-E41-039A, White Rope Gasket on Hatch, Accessible

Representative Photos



U1-E41-039A

Sample Number	U1-E41-039A
Sample Location	Unit 1 Elevation 41 Boiler #1 Gas Recirculation Fan at Center by Elevator

Sample Location Photo



MATERIAL INFORMATION

Material Description	White Rope Gasket on Hatch
Accessible Material	Accessible
Positive for Asbestos	Negative
Unit	LF

Unit 1 Elevation 41 and 80

Material Location	Unit 1 Elevation 41 and 80
Suspect Material Quantity	40
Homogeneous Area	Unit 1 Elevation 41 and 80
Total Approximate Quantity	40 LF
Condition	Good
Friability	Non-Friable
MD	White Rope Gasket on Hatch
Last Sample	U1-E41-039A
TC	(1)

Positive, (1), U1-E41-040A, 3’ in length 33” OD Tank, Accessible

Representative Photos	

U1-E41-040A

Sample Number	U1-E41-040A
Sample Location	Unit 1 Elevation 41 Center by Elevator
Sample Location Photo	

MATERIAL INFORMATION

Material Description	3’ in length 33” OD Tank
Accessible Material	Accessible
Positive for Asbestos	Positive
Asbestos Type	70% Amosite 10% Chrysotile
Unit	SF

Unit 1 Elevation 41

Material Location	Unit 1 Elevation 41
Suspect Material Quantity	50
Homogeneous Area	Unit 1 Elevation 41
Total Approximate Quantity	50 SF
Condition	Good
Friability	Friable
Material Type	TSI
NESHAP Category	RACM
MD	3’ in length 33” OD Tank
Last Sample	U1-E41-040A
TC	(1)

Positive, (3), U1-E96-041C, 1” White Rope Gasket on Hatch, Accessible

Representative Photos



U1-E41-041A

Sample Number	U1-E41-041A
Sample Location	Unit 1 Elevation 41 Boiler #1 at Center

Sample Location Photo	

U1-E80-041B

Sample Number	U1-E80-041B
Sample Location	Unit 1 Elevation 80 East
Sample Location Photo	

U1-E96-041C

Sample Number	U1-E96-041C
Sample Location	Unit 1 Elevation 96 Northeast

Sample Location Photo



MATERIAL INFORMATION

Material Description	1” White Rope Gasket on Hatch
Accessible Material	Accessible
Positive for Asbestos	Positive
Asbestos Type	5% Amosite 95% Chrysotile
Unit	LF

Unit 1 Elevation 41, 80 and 96

Material Location	Unit 1 Elevation 41, 80 and 96
Suspect Material Quantity	1.5
Homogeneous Area	Unit 1 Elevation 41, 80 and 96
Total Approximate Quantity	1.5 LF
Condition	Good
Friability	Non-Friable
Material Type	Misc.
NESHAP Category	Cat I
MD	1” White Rope Gasket on Hatch
Last Sample	U1-E96-041C
TC	(3)

Negative, (3), U1-E96-042C, Red Boiler Refractory Brick, Accessible

Representative Photos	

U1-E41-042A

Sample Number	U1-E41-042A
Sample Location	Unit 1 Elevation 41 Boiler #1 at Center
Sample Location Photo	

U1-E80-042B

Sample Number	U1-E80-042B
Sample Location	Unit 1 Elevation 80 East

Sample Location Photo	

U1-E96-042C

Sample Number	U1-E96-042C
Sample Location	Unit 1 Elevation 96 Northeast
Sample Location Photo	

MATERIAL INFORMATION

Material Description	Red Boiler Refractory Brick
Accessible Material	Accessible
Positive for Asbestos	Negative

Unit 1 Elevation 41 and 80

Material Location	Unit 1 Elevation 41 and 80
Homogeneous Area	Unit 1 Elevation 41 and 80

Condition	Good
Friability	Non-Friable
MD	Red Boiler Refractory Brick
Last Sample	U1-E96-042C
TC	(3)

Positive, (1), U1-E41-043A, 18” OD Junction Pipe, Accessible

Representative Photos



U1-E41-043A

Sample Number	U1-E41-043A
Sample Location	Unit 1 Elevation 41 Center by Boiler #1 Northwest Wall

Sample Location Photo



MATERIAL INFORMATION

Material Description	18” OD Junction Pipe
Accessible Material	Accessible
Positive for Asbestos	Positive
Asbestos Type	80% Amosite 2% Chrysotile <1% Crocidolite
Unit	Each

Unit 1 Elevation 41

Material Location	Unit 1 Elevation 41
Suspect Material Quantity	1
Homogeneous Area	Unit 1 Elevation 41
Total Approximate Quantity	1 Each
Condition	Good
Friability	Friable
Material Type	TSI
NESHAP Category	RACM
MD	18” OD Junction Pipe
Last Sample	U1-E41-043A
TC	(1)

Positive, (1), U1-E41-044A, 5.5” Gray Gasket , Accessible

Representative Photos



U1-E41-044A

Sample Number	U1-E41-044A
Sample Location	Unit 1 Elevation 41 Northwest Wall

Sample Location Photo



MATERIAL INFORMATION

Material Description	5.5” Gray Gasket
Accessible Material	Accessible
Positive for Asbestos	Positive
Asbestos Type	15% Chrysotile
Unit	Each

Unit 1 Elevation 41

Material Location	Unit 1 Elevation 41
Suspect Material Quantity	8
Homogeneous Area	Unit 1 Elevation 41
Total Approximate Quantity	8 Each
Condition	Good
Friability	Non-Friable
Material Type	Misc.
NESHAP Category	Cat I
MD	5.5” Gray Gasket
Last Sample	U1-E41-044A
TC	(1)

Positive, (2), U1-E41-045B, 6” Gray Gasket, Accessible

Representative Photos	

U1-E41-045A

Sample Number	U1-E41-045A
Sample Location	Unit 1 Elevation 41 Northwest Wall
Sample Location Photo	

U1-E41-045B

Sample Number	U1-E41-045B
Sample Location	Unit 1 Elevation 41 Northeast by Turbine

Sample Location Photo



MATERIAL INFORMATION

Material Description	6” Gray Gasket
Accessible Material	Accessible
Positive for Asbestos	Positive
Asbestos Type	30% Chrysotile
Unit	Each

Unit 1 Elevation 41

Material Location	Unit 1 Elevation 41
Suspect Material Quantity	6
Homogeneous Area	Unit 1 Elevation 41
Total Approximate Quantity	6 Each
Condition	Good
Friability	Non-Friable
Material Type	Misc.
NESHAP Category	Cat I
MD	6” Gray Gasket
Last Sample	U1-E41-045B
TC	(2)

Positive, (1), U1-E41-046A, 6” White Gasket, Accessible

Representative Photos	

U1-E41-046A

Sample Number	U1-E41-046A
Sample Location	Unit 1 Elevation 41 Northwest
Sample Location Photo	

MATERIAL INFORMATION

Material Description	6” White Gasket
Accessible Material	Accessible
Positive for Asbestos	Positive
Asbestos Type	40% Chrysotile
Unit	Each

Unit 1 Elevation 41

Material Location	Unit 1 Elevation 41
Suspect Material Quantity	2
Homogeneous Area	Unit 1 Elevation 41
Total Approximate Quantity	2 Each
Condition	Good
Friability	Non-Friable
Material Type	Misc.
NESHAP Category	Cat I
MD	6” White Gasket
Last Sample	U1-E41-046A
TC	(1)

Negative, (1), U1-E41-047A, 12’ Red Gasket, Accessible

Representative Photos



U1-E41-047A

Sample Number	U1-E41-047A
Sample Location	Unit 1 Elevation 41 Northeast by Turbine

Sample Location Photo



MATERIAL INFORMATION

Material Description	12’ Red Gasket
Accessible Material	Accessible
Positive for Asbestos	Negative
Unit	Each

Unit 1 Elevation 41

Material Location	Unit 1 Elevation 41
Suspect Material Quantity	1
Homogeneous Area	Unit 1 Elevation 41
Total Approximate Quantity	1 Each
Condition	Good
Friability	Non-Friable
MD	12’ Red Gasket
Last Sample	U1-E41-047A
TC	(1)

Negative, (1), U1-E41-048A, 6’ Red Gasket, Accessible

Representative Photos	

U1-E41-048A

Sample Number	U1-E41-048A
Sample Location	Unit 1 Elevation 41 Northwest Turbine #1
Sample Location Photo	

MATERIAL INFORMATION

Material Description	6’ Red Gasket
Accessible Material	Accessible
Positive for Asbestos	Negative
Unit	Each

Unit 1 Elevation 41

Material Location	Unit 1 Elevation 41

Suspect Material Quantity	1
Homogeneous Area	Unit 1 Elevation 41
Total Approximate Quantity	1 Each
Condition	Good
Friability	Non-Friable
MD	6’ Red Gasket
Last Sample	U1-E41-048A
TC	(1)

Positive, (1), U1-E80-049A, 24” OD Valve, Accessible

Representative Photos



U1-E80-049A

Sample Number	U1-E80-049A
Sample Location	Unit 1 Elevation 80 North

Sample Location Photo



MATERIAL INFORMATION

Material Description	24” OD Valve
Accessible Material	Accessible
Positive for Asbestos	Positive
Asbestos Type	5% Amosite 40% Chrysotile <1% Crocidolite
Unit	Each

Unit 1 Elevation 80

Material Location	Unit 1 Elevation 80
Suspect Material Quantity	1
Homogeneous Area	Unit 1 Elevation 80
Total Approximate Quantity	1 Each
Condition	Good
Friability	Friable
Material Type	TSI
NESHAP Category	RACM
MD	24” OD Valve
Last Sample	U1-E80-049A
TC	(1)

Positive, (1), U1-E118-050A, 28” Junction Pipe , Accessible

Representative Photos	

U1-E118-050A

Sample Number	U1-E118-050A
Sample Location	Unit 1 Elevation 118 West
Sample Location Photo	

MATERIAL INFORMATION

Material Description	28” Junction Pipe
Accessible Material	Accessible
Positive for Asbestos	Positive
Asbestos Type	10% Amosite 50% Chrysotile <1% Crocidolite
Unit	Each

Unit 1 Elevation 118

Material Location	Unit 1 Elevation 118
Suspect Material Quantity	1
Homogeneous Area	Unit 1 Elevation 118
Total Approximate Quantity	1 Each
Condition	Good
Friability	Friable
Material Type	TSI
NESHAP Category	RACM
MD	28” Junction Pipe
Last Sample	U1-E118-050A
TC	(1)

No Gunite, Non-Suspect

Representative Photos



MATERIAL INFORMATION

Material Description	No Gunite
Accessible Material	Non-Suspect

Unit 1 Condenser

Material Location	Unit 1 Condenser
Homogeneous Area	Unit 1 Condenser
MD	No Gunite

Positive, (1), U1-E130-051A, 22” OD Pipe Run , Accessible

Representative Photos	

U1-E130-051A

Sample Number	U1-E130-051A
Sample Location	Unit 1 Elevation 130 Southeast
Sample Location Photo	

MATERIAL INFORMATION

Material Description	22” OD Pipe Run
Accessible Material	Accessible
Positive for Asbestos	Positive
Asbestos Type	5% Amosite 60% Chrysotile 2% Crocidolite
Unit	LF

Unit 1 Elevation 130

Material Location	Unit 1 Elevation 130
Suspect Material Quantity	18
Homogeneous Area	Unit 1 Elevation 130
Total Approximate Quantity	18 LF
Condition	Good
Friability	Friable
Material Type	TSI
NESHAP Category	RACM
MD	22” OD Pipe Run
Last Sample	U1-E130-051A
TC	(1)

Firedoor, Accessible

MATERIAL INFORMATION

Material Description	Firedoor
Accessible Material	Accessible
Notes	Below are fire doors count for Units 1&2: Elevation 6: 0 Elevation 15: 4 Elevation 28: 2 Elevation 41: 2 Elevation 65: 0 Elevation 80: 0 Elevation 96: 3 Elevation 106: 0 Elevation 118: 0 Elevation 130: 0
MD	Firedoor

GENERAL INFORMATION

Samples Submitted	Yes
timezone	America/Los_Angeles
Generate COC	Yes

COC SECTION

1) Fill in information in this section and sign in the signature field; 2) Use the built-in generate report icon bottom left corner (iOS) in order to generate a COC.

Relinquished By	Sabrina Chan

COC Signature



Signed 2019-09-20 21:06:55 PDT

Asbestos Requested TAT	5 DAY
Asbestos Special Instructions	N/A
Asbestos Analytical Method	PLM EPA 600/R-93/116
Email Results	mlcampbell@trccompanies.com, tgaines@trccompanies.com, schan@trccompanies.com, Cblake@trccompanies.com
TRC Office Address	17911 Von Karman Avenue, Suite 400, Irvine, CA 92614

REPORT SECTION

Report generation is under development. If you have questions please contact Heath Howard at hhoward@trcsolutions.com.	
Email for Report Delivery	Mlcampbell@trcsolutions.com
Compile Generic Report	N/A
Compile Walmart Report	N/A

Morro Bay Unit 2 - Pre-Demo ACM Survey

Created	2019-09-16 09:05:17 PDT by Sabrina Chan
Updated	2019-10-18 16:03:40 PDT by Sabrina Chan
Location	35.3725341149, -120.858022794
Status	Report Reviewed

PROJECT INFORMATION

Project Name	Morro Bay Unit 2 - Pre-Demo ACM Survey
Property Name	Morro Bay Power Plant - Units 1, 2, 3 and 4, Warehouse, Maintenance and Administration Building
Project Address	1290 Embarcadero Morro Bay, CA 93442
TRC Project Number	330541
TRC Project Manager	M. Campbell
Inspection Start Date	2019-09-16
Inspector(s)	Tanis Gaines, Sabrina Chan, Matt Cuda, Kartik Bhatt, Hector Gonzalez, Chris Blake
Client	Dynergy/Luminant
Client Contact Name	Dianna Tickner
Client Email	Dianna.Tickner@vistraenergy.com
Client Address	1500 Eastport Plaza Drive Collinsville, Illinois 62234
Overview Photo	 View of exterior



View of Elevation 6



View of Elevation 15



View of Elevation 28



View of Elevation 41



View of Elevation 41



View of Elevation 65



View of Elevation 80



View of Elevation 96



View of Elevation 106



View of Elevation 118



View of Elevation 130

Surveys Performed	Asbestos
Results Audited	Yes

ASBESTOS SECTION

Asbestos Present	Yes
Suspect Inaccessible Materials Present	Yes

Negative, (3), U2-E6-001C, 10” OD Pipe Elbow , Accessible

Representative Photos



U2-E6-001A

Sample Number	U2-E6-001A
Sample Location	Unit 2 Elevation 6 West by Column N7

Sample Location Photo	

U2-E6-001B

Sample Number	U2-E6-001B
Sample Location	Unit 2 Elevation 6 West by Column L8
Sample Location Photo	

U2-E6-001C

Sample Number	U2-E6-001C
Sample Location	Unit 2 Elevation 6 South by Column L10

Sample Location Photo



MATERIAL INFORMATION

Material Description	10” OD Pipe Elbow
Accessible Material	Accessible
Positive for Asbestos	Negative
Unit	Each

Unit 2 Elevation 6, 15, 28, 41, 65, 96, 106 and 118

Material Location	Unit 2 Elevation 6, 15, 28, 41, 65, 96, 106 and 118
Suspect Material Quantity	59
Homogeneous Area	Unit 2 Elevation 6, 15, 28, 41, 65, 96, 106 and 118
Total Approximate Quantity	59 Each
Condition	Good
Friability	Friable
MD	10” OD Pipe Elbow
Last Sample	U2-E6-001C
TC	(3)

Negative, (3), U2-E6-002C, 10” OD Pipe Run, Accessible

Representative Photos	

U2-E6-002A

Sample Number	U2-E6-002A
Sample Location	Unit 2 Elevation 6 West by Column N7
Sample Location Photo	

U2-E6-002B

Sample Number	U2-E6-002B
Sample Location	Unit 2 Elevation 6 West by Column L8

Sample Location Photo	

U2-E6-002C

Sample Number	U2-E6-002C
Sample Location	Unit 2 Elevation 6 South by Column J10
Sample Location Photo	

MATERIAL INFORMATION

Material Description	10” OD Pipe Run
Accessible Material	Accessible
Positive for Asbestos	Negative
Unit	LF

Unit 2 Elevation 6, 28, 41, 65, 80, 96, 106, 118 and 130

Material Location	Unit 2 Elevation 6, 28, 41, 65, 80, 96, 106, 118 and 130

Suspect Material Quantity	1063
Homogeneous Area	Unit 2 Elevation 6, 28, 41, 65, 80, 96, 106, 118 and 130
Total Approximate Quantity	1063 LF
Condition	Good
Friability	Friable
MD	10” OD Pipe Run
Last Sample	U2-E6-002C
TC	(3)

Positive, (3), U2-E6-003C, 8” OD Pipe Run , Accessible

Representative Photos



U2-E6-003A

Sample Number	U2-E6-003A
Sample Location	Unit 2 Elevation 6 West by Column N7

Sample Location Photo	

U2-E6-003B

Sample Number	U2-E6-003B
Sample Location	Unit 2 Elevation 6 South by Column M10
Sample Location Photo	

U2-E6-003C

Sample Number	U2-E6-003C
Sample Location	Unit 2 Elevation 6 South by Column J10

Sample Location Photo



MATERIAL INFORMATION

Material Description	8” OD Pipe Run
Accessible Material	Accessible
Positive for Asbestos	Positive
Asbestos Type	60% Amosite
Unit	LF

Unit 2 Elevation 6, 15, 28, 41, 65, 80, 96, 106, 118 and 130

Material Location	Unit 2 Elevation 6, 15, 28, 41, 65, 80, 96, 106, 118 and 130
Suspect Material Quantity	1218
Homogeneous Area	Unit 2 Elevation 6, 15, 28, 41, 65, 80, 96, 106, 118 and 130
Total Approximate Quantity	1218 LF
Condition	Good
Friability	Friable
Material Type	TSI
NESHAP Category	RACM
MD	8” OD Pipe Run
Last Sample	U2-E6-003C
TC	(3)

Positive, (3), U2-E6-004C, 8” OD Pipe Elbow , Accessible

Representative Photos	

U2-E6-004A

Sample Number	U2-E6-004A
Sample Location	Unit 2 Elevation 6 South by Column M10
Sample Location Photo	

U2-E6-004B

Sample Number	U2-E6-004B
Sample Location	Unit 2 Elevation 6 South by Column M10

Sample Location Photo	

U2-E6-004C

Sample Number	U2-E6-004C
Sample Location	Unit 2 Elevation 6 South by Column J10
Sample Location Photo	

MATERIAL INFORMATION

Material Description	8” OD Pipe Elbow
Accessible Material	Accessible
Positive for Asbestos	Positive
Asbestos Type	60% Amosite
Unit	Each

Unit 2 Elevation 6, 15, 28, 42, 65, 80, 96, 106, 118 and 130

Material Location	Unit 2 Elevation 6, 15, 28, 42, 65, 80, 96, 106, 118 and 130
Suspect Material Quantity	167
Homogeneous Area	Unit 2 Elevation 6, 15, 28, 42, 65, 80, 96, 106, 118 and 130
Total Approximate Quantity	167 Each
Condition	Good
Friability	Friable
Material Type	TSI
NESHAP Category	RACM
MD	8” OD Pipe Elbow
Last Sample	U2-E6-004C
TC	(3)

Positive, (3), U2-E6-005C, 12” OD Valve, Accessible

Representative Photos



U2-E6-005A

Sample Number	U2-E6-005A
Sample Location	Unit 2 Elevation 6 South by Column M10

Sample Location Photo	

U2-E6-005B

Sample Number	U2-E6-005B
Sample Location	Unit 2 Elevation 6 South by Column M10
Sample Location Photo	

U2-E6-005C

Sample Number	U2-E6-005C
Sample Location	Unit 2 Elevation 6 South by Column M10

Sample Location Photo



MATERIAL INFORMATION

Material Description	12” OD Valve
Accessible Material	Accessible
Positive for Asbestos	Positive
Asbestos Type	60% Amosite
Unit	Each

Unit 2 Elevation 6, 15, 28 and 41

Material Location	Unit 2 Elevation 6, 15, 28 and 41
Suspect Material Quantity	18
Homogeneous Area	Unit 2 Elevation 6, 15, 28 and 41
Total Approximate Quantity	18 Each
Condition	Good
Friability	Friable
Material Type	TSI
NESHAP Category	RACM
MD	12” OD Valve
Last Sample	U2-E6-005C
TC	(3)

Positive, (3), U2-E15-006C, 16” OD Valve , Accessible

Representative Photos	

U2-E6-006A

Sample Number	U2-E6-006A
Sample Location	Unit 2 Elevation 6 South by Column M10
Sample Location Photo	

U2-E6-006B

Sample Number	U2-E6-006B
Sample Location	Unit 2 Elevation 6 North by Column BB9

Sample Location Photo	

U2-E15-006C

Sample Number	U2-E15-006C
Sample Location	Unit 2 Elevation 15 North by Column CA7.4
Sample Location Photo	

MATERIAL INFORMATION

Material Description	16” OD Valve
Accessible Material	Accessible
Positive for Asbestos	Positive
Asbestos Type	60% Amosite 20% Chrysotile 1% Crocidolite
Unit	Each

Unit 2 Elevation 6, 15 and 41

Material Location	Unit 2 Elevation 6, 15 and 41
Suspect Material Quantity	4
Homogeneous Area	Unit 2 Elevation 6, 15 and 41
Total Approximate Quantity	4 Each
Condition	Good
Friability	Friable
Material Type	TSI
NESHAP Category	RACM
MD	16” OD Valve
Last Sample	U2-E15-006C
TC	(3)

Positive, (1), U2-E6-007A, 10” OD Junction Pipe, Accessible

Representative Photos



U2-E6-007A

Sample Number	U2-E6-007A
Sample Location	Unit 2 Elevation 6 South by Column M10

Sample Location Photo



MATERIAL INFORMATION

Material Description	10” OD Junction Pipe
Accessible Material	Accessible
Positive for Asbestos	Positive
Asbestos Type	60% Amosite 20% Chrysotile
Unit	Each

Unit 2 Elevation 6

Material Location	Unit 2 Elevation 6
Suspect Material Quantity	2
Homogeneous Area	Unit 2 Elevation 6
Total Approximate Quantity	2 Each
Condition	Good
Friability	Friable
Material Type	TSI
NESHAP Category	RACM
MD	10” OD Junction Pipe
Last Sample	U2-E6-007A
TC	(1)

Positive, (3), U2-E15-008C, 6” OD Pipe Run , Accessible

Representative Photos	

U2-E6-008A

Sample Number	U2-E6-008A
Sample Location	Unit 2 Elevation 6 South by Column M10
Sample Location Photo	

U2-E6-008B

Sample Number	U2-E6-008B
Sample Location	Unit 2 Elevation 6 South by Column M10

Sample Location Photo	

U2-E15-008C

Sample Number	U2-E15-008C
Sample Location	Unit 2 Elevation 15 North by Column CA7.4
Sample Location Photo	

MATERIAL INFORMATION

Material Description	6” OD Pipe Run
Accessible Material	Accessible
Positive for Asbestos	Positive
Asbestos Type	60% Amosite 20% Chrysotile
Unit	LF

Unit 2 Elevation 6, 15, 28, 41, 65, 80, 96, 106, 118 and 130

Material Location	Unit 2 Elevation 6, 15, 28, 41, 65, 80, 96, 106, 118 and 130
Suspect Material Quantity	1441
Homogeneous Area	Unit 2 Elevation 6, 15, 28, 41, 65, 80, 96, 106, 118 and 130
Total Approximate Quantity	1441 LF
Condition	Good
Friability	Friable
Material Type	TSI
NESHAP Category	RACM
MD	6” OD Pipe Run
Last Sample	U2-E15-008C
TC	(3)

Positive, (3), U2-E15-009C, 6” OD Pipe Elbow , Accessible

Representative Photos



U2-E6-009A

Sample Number	U2-E6-009A
Sample Location	Unit 2 Elevation 6 South by Column M10

Sample Location Photo	

U2-E6-009B

Sample Number	U2-E6-009B
Sample Location	Unit 2 Elevation 6 South by Column M10
Sample Location Photo	

U2-E15-009C

Sample Number	U2-E15-009C
Sample Location	Unit 2 Elevation 15 North by Column CA7.4

Sample Location Photo



MATERIAL INFORMATION

Material Description	6” OD Pipe Elbow
Accessible Material	Accessible
Positive for Asbestos	Positive
Asbestos Type	40% Amosite 50% Chrysotile
Unit	Each

Unit 2 Elevation 6, 15, 28, 41, 80, 96, 106, 118 and 130

Material Location	Unit 2 Elevation 6, 15, 28, 41, 80, 96, 106, 118 and 130
Suspect Material Quantity	175
Homogeneous Area	Unit 2 Elevation 6, 15, 28, 41, 80, 96, 106, 118 and 130
Total Approximate Quantity	175 Each
Condition	Good
Friability	Friable
Material Type	TSI
NESHAP Category	RACM
MD	6” OD Pipe Elbow
Last Sample	U2-E15-009C
TC	(3)

Positive, (3), U2-E6-010C, 4” OD Pipe Run , Accessible

Representative Photos	

U2-E6-010A

Sample Number	U2-E6-010A
Sample Location	Unit 2 Elevation 6 South by Column M7
Sample Location Photo	

U2-E6-010B

Sample Number	U2-E6-010B
Sample Location	Unit 2 Elevation 6 South by Column M7

Sample Location Photo	

U2-E6-010C

Sample Number	U2-E6-010C
Sample Location	Unit 2 Elevation 6 South by Column M7
Sample Location Photo	

MATERIAL INFORMATION

Material Description	4” OD Pipe Run
Accessible Material	Accessible
Positive for Asbestos	Positive
Asbestos Type	50%-60% Amosite 5%-60% Chrysotile
Unit	LF

Unit 2 Elevation 6, 15, 28, 41, 65, 80, 96, 106 and 130

Material Location	Unit 2 Elevation 6, 15, 28, 41, 65, 80, 96, 106 and 130
Suspect Material Quantity	283
Homogeneous Area	Unit 2 Elevation 6, 15, 28, 41, 65, 80, 96, 106 and 130
Total Approximate Quantity	283 LF
Condition	Good
Friability	Friable
Material Type	TSI
NESHAP Category	RACM
MD	4" OD Pipe Run
Last Sample	U2-E6-010C
TC	(3)

Positive, (3), U2-E15-011C, 4" OD Pipe Elbow , Accessible

Representative Photos



U2-E6-011A

Sample Number	U2-E6-011A
Sample Location	Unit 2 Elevation 6 South by Column M7

Sample Location Photo	

U2-E6-011B

Sample Number	U2-E6-011B
Sample Location	Unit 2 Elevation 6 South by Column M7
Sample Location Photo	

U2-E15-011C

Sample Number	U2-E15-011C
Sample Location	Unit 2 Elevation 15 South by Elevator

Sample Location Photo



MATERIAL INFORMATION

Material Description	4” OD Pipe Elbow
Accessible Material	Accessible
Positive for Asbestos	Positive
Asbestos Type	20%-60% Amosite 50% Chrysotile
Unit	Each

Unit 2 Elevation 6, 15, 28, 41, 65, 80, 106 and 130

Material Location	Unit 2 Elevation 6, 15, 28, 41, 65, 80, 106 and 130
Suspect Material Quantity	103
Homogeneous Area	Unit 2 Elevation 6, 15, 28, 41, 65, 80, 106 and 130
Total Approximate Quantity	103 Each
Condition	Good
Friability	Friable
Material Type	TSI
NESHAP Category	RACM
MD	4” OD Pipe Elbow
Last Sample	U2-E15-011C
TC	(3)

Positive, (2), U2-E6-012B, 7’ in length 3’ OD Steam Air Heater Drip Tank, Accessible

Representative Photos	

U2-E6-012A

Sample Number	U2-E6-012A
Sample Location	Unit 2 Elevation 6 South by Column M7
Sample Location Photo	

U2-E6-012B

Sample Number	U2-E6-012B
Sample Location	Unit 2 Elevation 6 South by Column M7

Sample Location Photo



MATERIAL INFORMATION

Material Description	7’ in length 3’ OD Steam Air Heater Drip Tank
Accessible Material	Accessible
Positive for Asbestos	Positive
Asbestos Type	60% Amosite
Unit	SF

Unit 2 Elevation 6

Material Location	Unit 2 Elevation 6
Suspect Material Quantity	80
Homogeneous Area	Unit 2 Elevation 6
Total Approximate Quantity	80 SF
Condition	Good
Friability	Friable
Material Type	TSI
NESHAP Category	RACM
MD	7’ in length 3’ OD Steam Air Heater Drip Tank
Last Sample	U2-E6-012B
TC	(2)

Positive, (3), U2-E15-013C, 16” OD Pipe Elbow , Accessible

Representative Photos	

U2-E6-013A

Sample Number	U2-E6-013A
Sample Location	Unit 2 Elevation 6 Center by Column F7.4
Sample Location Photo	

U2-E6-013B

Sample Number	U2-E6-013B
Sample Location	Unit 2 Elevation 6 North

Sample Location Photo	

U2-E15-013C

Sample Number	U2-E15-013C
Sample Location	Unit 2 Elevation 15 Center by Elevator
Sample Location Photo	

MATERIAL INFORMATION

Material Description	16” OD Pipe Elbow
Accessible Material	Accessible
Positive for Asbestos	Positive
Asbestos Type	60% Amosite
Unit	Each

Unit 2 Elevation 6, 15, 28 and 41

Material Location	Unit 2 Elevation 6, 15, 28 and 41
Suspect Material Quantity	42
Homogeneous Area	Unit 2 Elevation 6, 15, 28 and 41
Total Approximate Quantity	42 Each
Condition	Good
Friability	Friable
Material Type	TSI
NESHAP Category	RACM
MD	16” OD Pipe Elbow
Last Sample	U2-E15-013C
TC	(3)

Positive, (3), U2-E15-014C, 16” OD Pipe Run , Accessible

Representative Photos



U2-E6-014A

Sample Number	U2-E6-014A
Sample Location	Unit 2 Elevation 6 Center by Column F7.4

Sample Location Photo	

U2-E6-014B

Sample Number	U2-E6-014B
Sample Location	Unit 2 Elevation 6 North by Column CB7.9
Sample Location Photo	

U2-E15-014C

Sample Number	U2-E15-014C
Sample Location	Unit 2 Elevation 15 Center by Elevator

Sample Location Photo

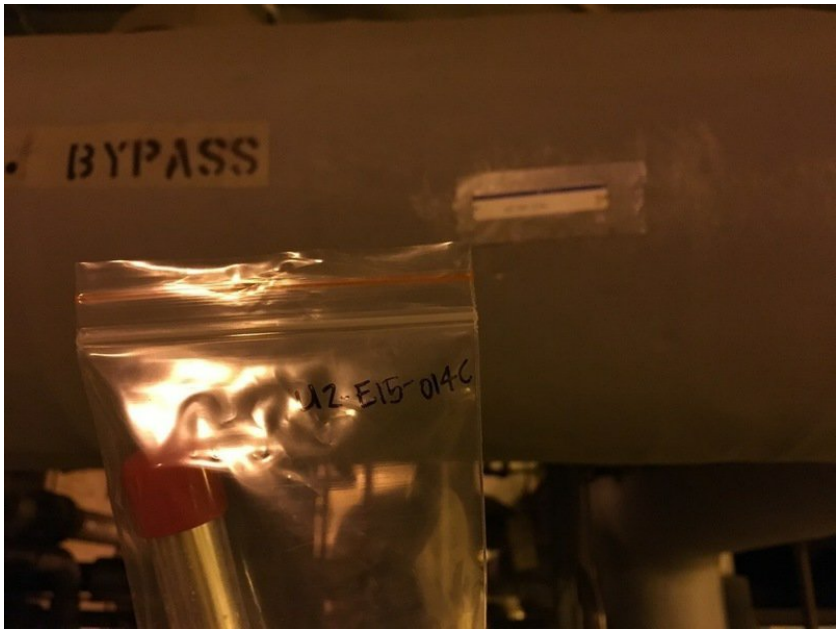

MATERIAL INFORMATION

Material Description	16” OD Pipe Run
Accessible Material	Accessible
Positive for Asbestos	Positive
Asbestos Type	60% Amosite
Unit	LF

Unit 2 Elevation 6, 15, 28, 41 and 130

Material Location	Unit 2 Elevation 6, 15, 28, 41 and 130
Suspect Material Quantity	424
Homogeneous Area	Unit 2 Elevation 6, 15, 28, 41 and 130
Total Approximate Quantity	424 LF
Condition	Good
Friability	Friable
Material Type	TSI
NESHAP Category	RACM
MD	16” OD Pipe Run
Last Sample	U2-E15-014C
TC	(3)

Negative, (1), U2-E6-015A, 72” Red Gasket , Accessible

Representative Photos	

U2-E6-015A

Sample Number	U2-E6-015A
Sample Location	Unit 2 Elevation 6 North by Column BB9
Sample Location Photo	

MATERIAL INFORMATION

Material Description	72” Red Gasket
Accessible Material	Accessible
Positive for Asbestos	Negative
Unit	Each

Unit 2 Elevation 6

Material Location	Unit 2 Elevation 6

Suspect Material Quantity	8
Homogeneous Area	Unit 2 Elevation 6
Total Approximate Quantity	8 Each
Condition	Damaged
Friability	Non-Friable
MD	72” Red Gasket
Last Sample	U2-E6-015A
TC	(1)

Negative, (1), U2-E6-016A, 3” Black Gasket, Accessible

Representative Photos



U2-E6-016A

Sample Number	U2-E6-016A
Sample Location	Unit 2 Elevation 6 Center by Column F7.4

Sample Location Photo



MATERIAL INFORMATION

Material Description	3” Black Gasket
Accessible Material	Accessible
Positive for Asbestos	Negative
Unit	Each

Unit 2 Elevation 6

Material Location	Unit 2 Elevation 6
Suspect Material Quantity	4
Homogeneous Area	Unit 2 Elevation 6
Total Approximate Quantity	4 Each
Condition	Good
Friability	Non-Friable
MD	3” Black Gasket
Last Sample	U2-E6-016A
TC	(1)

Positive, (3), U2-E15-017C, 12” OD Pipe Elbow , Accessible

Representative Photos	

U2-E15-017A

Sample Number	U2-E15-017A
Sample Location	Unit 2 Elevation 15 North by Column CA7.4
Sample Location Photo	

U2-E15-017B

Sample Number	U2-E15-017B
Sample Location	Unit 2 Elevation 15 North by Column CA7.4

Sample Location Photo	

U2-E15-017C

Sample Number	U2-E15-017C
Sample Location	Unit 2 Elevation 15 North by Column CA7.4
Sample Location Photo	

MATERIAL INFORMATION

Material Description	12” OD Pipe Elbow
Accessible Material	Accessible
Positive for Asbestos	Positive
Asbestos Type	20% Amosite 50% Chrysotile 1% Crocidolite
Unit	Each

Unit 2 Elevation 15, 28, 65 and 80

Material Location	Unit 2 Elevation 15, 28, 65 and 80
Suspect Material Quantity	33
Homogeneous Area	Unit 2 Elevation 15, 28, 65 and 80
Total Approximate Quantity	33 Each
Condition	Good
Friability	Friable
Material Type	TSI
NESHAP Category	RACM
MD	12” OD Pipe Elbow
Last Sample	U2-E15-017C
TC	(3)

Positive, (3), U2-E15-018C, 12” OD Pipe Run , Accessible

Representative Photos



U2-E15-018A

Sample Number	U2-E15-018A
Sample Location	Unit 2 Elevation 15 North by Column CA7.4

Sample Location Photo	

U2-E15-018B

Sample Number	U2-E15-018B
Sample Location	Unit 2 Elevation 15 North by Column CA7.4
Sample Location Photo	

U2-E15-018C

Sample Number	U2-E15-018C
Sample Location	Unit 2 Elevation 15 North by Column CA7.4

Sample Location Photo



MATERIAL INFORMATION

Material Description	12” OD Pipe Run
Accessible Material	Accessible
Positive for Asbestos	Positive
Asbestos Type	60% Amosite 20% Chrysotile
Unit	LF

Unit 2 Elevation 15, 28, 41, 65, 80 and 130

Material Location	Unit 2 Elevation 15, 28, 41, 65, 80 and 130
Suspect Material Quantity	510
Homogeneous Area	Unit 2 Elevation 15, 28, 41, 65, 80 and 130
Total Approximate Quantity	510 LF
Condition	Good
Friability	Friable
Material Type	TSI
NESHAP Category	RACM
MD	12” OD Pipe Run
Last Sample	U2-E15-018C
TC	(3)

Positive, (2), U2-E15-019B, 7’ in length 5’ OD Atmosphere Flash Tank, Accessible

Representative Photos	

U2-E15-019A

Sample Number	U2-E15-019A
Sample Location	Unit 2 Elevation 15 Center by Elevator
Sample Location Photo	

U2-E15-019B

Sample Number	U2-E15-019B
Sample Location	Unit 2 Elevation 15 Center by Elevator

Sample Location Photo



MATERIAL INFORMATION

Material Description	7’ in length 5’ OD Atmosphere Flash Tank
Accessible Material	Accessible
Positive for Asbestos	Positive
Asbestos Type	10% Chrysotile
Unit	SF

Unit 2 Elevation 15

Material Location	Unit 2 Elevation 15
Suspect Material Quantity	150
Homogeneous Area	Unit 2 Elevation 15
Total Approximate Quantity	150 SF
Condition	Good
Friability	Friable
Material Type	TSI
NESHAP Category	RACM
MD	7’ in length 5’ OD Atmosphere Flash Tank
Last Sample	U2-E15-019B
TC	(2)

Negative, (1), U2-E15-020A, 24”x16” Oval Junction Pipe, Accessible

Representative Photos	

U2-E15-020A

Sample Number	U2-E15-020A
Sample Location	Unit 2 Elevation 15 Center Behind Elevator
Sample Location Photo	

MATERIAL INFORMATION

Material Description	24”x16” Oval Junction Pipe
Accessible Material	Accessible
Positive for Asbestos	Negative
Unit	Each

Unit 2 Elevation 15

Material Location	Unit 2 Elevation 15

Suspect Material Quantity	7
Homogeneous Area	Unit 2 Elevation 15
Total Approximate Quantity	7 Each
Condition	Good
Friability	Friable
MD	24”x16” Oval Junction Pipe
Last Sample	U2-E15-020A
TC	(1)

Positive, (1), U2-E15-021A, 14” OD Valve , Accessible

Representative Photos



U2-E15-021A

Sample Number	U2-E15-021A
Sample Location	Unit 2 Elevation 15 Center Behind Elevator

Sample Location Photo



MATERIAL INFORMATION

Material Description	14” OD Valve
Accessible Material	Accessible
Positive for Asbestos	Positive
Asbestos Type	50% Amosite 20% Chrysotile 2% Crocidolite
Unit	Each

Unit 2 Elevation 15 and 28

Material Location	Unit 2 Elevation 15 and 28
Suspect Material Quantity	13
Homogeneous Area	Unit 2 Elevation 15 and 28
Total Approximate Quantity	13 Each
Condition	Good
Friability	Friable
Material Type	TSI
NESHAP Category	RACM
MD	14” OD Valve
Last Sample	U2-E15-021A
TC	(1)

Positive, (1), U2-E15-022A, 15’ in length 32” OD Tank, Accessible

Representative Photos	

U2-E15-022A

Sample Number	U2-E15-022A
Sample Location	Unit 2 Elevation 15 Center Behind Elevator
Sample Location Photo	

MATERIAL INFORMATION

Material Description	15’ in length 32” OD Tank
Accessible Material	Accessible
Positive for Asbestos	Positive
Asbestos Type	60% Amosite
Unit	Each

Unit 2 Elevation 15

Material Location	Unit 2 Elevation 15
Suspect Material Quantity	1
Homogeneous Area	Unit 2 Elevation 15
Total Approximate Quantity	1 Each
Condition	Good
Friability	Friable
Material Type	TSI
NESHAP Category	RACM
MD	15’ in length 32” OD Tank
Last Sample	U2-E15-022A
TC	(1)

Positive, (1), U2-E15-023A, 16” OD Junction Pipe, Accessible

Representative Photos



U2-E15-023A

Sample Number	U2-E15-023A
Sample Location	Unit 2 Elevation 15 Center Behind Elevator

Sample Location Photo



MATERIAL INFORMATION

Material Description	16” OD Junction Pipe
Accessible Material	Accessible
Positive for Asbestos	Positive
Asbestos Type	60% Amosite
Unit	Each

Unit 2 Elevation 15

Material Location	Unit 2 Elevation 15
Suspect Material Quantity	3
Homogeneous Area	Unit 2 Elevation 15
Total Approximate Quantity	3 Each
Condition	Good
Friability	Friable
Material Type	TSI
NESHAP Category	RACM
MD	16” OD Junction Pipe
Last Sample	U2-E15-023A
TC	(1)

Negative, (1), U2-E15-024A, 6” OD Brown Gasket, Accessible

Representative Photos	

U2-E15-024A

Sample Number	U2-E15-024A
Sample Location	Unit 2 Elevation 15 South by Column N10
Sample Location Photo	

MATERIAL INFORMATION

Material Description	6” OD Brown Gasket
Accessible Material	Accessible
Positive for Asbestos	Negative
Unit	Each

Unit 2 Elevation 15

Material Location	Unit 2 Elevation 15

Suspect Material Quantity	1
Homogeneous Area	Unit 2 Elevation 15
Total Approximate Quantity	1 Each
Condition	Damaged
Friability	Non-Friable
MD	6” OD Brown Gasket
Last Sample	U2-E15-024A
TC	(1)

Negative, (1), U2-E15-025A, 12” Black Gasket, Accessible

Representative Photos



U2-E15-025A

Sample Number	U2-E15-025A
Sample Location	Unit 2 Elevation 15 South by Elevator

Sample Location Photo



MATERIAL INFORMATION

Material Description	12” Black Gasket
Accessible Material	Accessible
Positive for Asbestos	Negative
Unit	Each

Unit 2 Elevation 15

Material Location	Unit 2 Elevation 15
Suspect Material Quantity	2
Homogeneous Area	Unit 2 Elevation 15
Total Approximate Quantity	2 Each
Condition	Good
Friability	Non-Friable
MD	12” Black Gasket
Last Sample	U2-E15-025A
TC	(1)

Positive, (3), U2-E65-026C, Black Insulation Boiler Wrap (Recirculation Fan Duct), Accessible

Representative Photos	

U2-E28-026A

Sample Number	U2-E28-026A
Sample Location	Unit 2 Elevation 28 West by Stairs
Sample Location Photo	

U2-E41-026B

Sample Number	U2-E41-026B
Sample Location	Unit 2 Elevation 41 West

Sample Location Photo	

U2-E65-026C

Sample Number	U2-E65-026C
Sample Location	Unit 2 Elevation 65 Northwest
Sample Location Photo	

MATERIAL INFORMATION

Material Description	Black Insulation Boiler Wrap (Recirculation Fan Duct)
Accessible Material	Accessible
Positive for Asbestos	Positive
Asbestos Type	10% Amosite 60% Chrysotile 2% Crocidolite
Unit	SF

Unit 2 Elevation 28, 41 and 65

Material Location	Unit 2 Elevation 28, 41 and 65
Suspect Material Quantity	1700
Homogeneous Area	Unit 2 Elevation 28, 41 and 65
Total Approximate Quantity	1700 SF
Condition	Good
Friability	Friable
Material Type	TSI
NESHAP Category	RACM
MD	Black Insulation Boiler Wrap (Recirculation Fan Duct)
Last Sample	U2-E65-026C
TC	(3)

Negative, (1), U2-E28-027A, Black Vibration Damper, Accessible

Representative Photos



U2-E28-027A

Sample Number	U2-E28-027A
Sample Location	Unit 2 Elevation 28 West by Stairs

Sample Location Photo



MATERIAL INFORMATION

Material Description	Black Vibration Damper
Accessible Material	Accessible
Positive for Asbestos	Negative
Unit	LF

Unit 2 Elevation 28

Material Location	Unit 2 Elevation 28
Suspect Material Quantity	48
Homogeneous Area	Unit 2 Elevation 28
Total Approximate Quantity	48 LF
Condition	Good
Friability	Non-Friable
MD	Black Vibration Damper
Last Sample	U2-E28-027A
TC	(1)

Positive, (1), U2-E28-028A, 4’ in length 3’ OD Tank, Accessible

Representative Photos	

U2-E28-028A

Sample Number	U2-E28-028A
Sample Location	Unit 2 Elevation 28 Center by Elevator
Sample Location Photo	

MATERIAL INFORMATION

Material Description	4’ in length 3’ OD Tank
Accessible Material	Accessible
Positive for Asbestos	Positive
Asbestos Type	40% Amosite 40% Chrysotile 2% Crocidolite
Unit	SF

Unit 2 Elevation 28

Material Location	Unit 2 Elevation 28
Suspect Material Quantity	135
Homogeneous Area	Unit 2 Elevation 28
Total Approximate Quantity	135 SF
Condition	Good
Friability	Friable
Material Type	TSI
NESHAP Category	RACM
MD	4’ in length 3’ OD Tank
Last Sample	U2-E28-028A
TC	(1)

Positive, (2), U2-E28-029B, 18’ in length 34” OD Tank, Accessible

Representative Photos



U2-E28-029A

Sample Number	U2-E28-029A
Sample Location	Unit 2 Elevation 28 Center by Column H7.4

Sample Location Photo	

U2-E28-029B

Sample Number	U2-E28-029B
Sample Location	Unit 2 Elevation 28 Center by Column H7.4
Sample Location Photo	

MATERIAL INFORMATION

Material Description	18’ in length 34” OD Tank
Accessible Material	Accessible
Positive for Asbestos	Positive
Asbestos Type	50% Amosite 30% Chrysotile 1% Crocidolite
Unit	SF

Unit 2 Elevation 28

Material Location	Unit 2 Elevation 28
Suspect Material Quantity	340
Homogeneous Area	Unit 2 Elevation 28
Total Approximate Quantity	340 SF
Condition	Good
Friability	Friable
Material Type	TSI
NESHAP Category	RACM
MD	18’ in length 34” OD Tank
Last Sample	U2-E28-029B
TC	(2)

Positive, (1), U2-E28-030A, 5’ in length 44” OD Tank, Accessible

Representative Photos



U2-E28-030A

Sample Number	U2-E28-030A
Sample Location	Unit 2 Elevation 28 Center by Column F9

Sample Location Photo



MATERIAL INFORMATION

Material Description	5’ in length 44” OD Tank
Accessible Material	Accessible
Positive for Asbestos	Positive
Asbestos Type	50% Amosite 30% Chrysotile 1% Crocidolite
Unit	SF

Unit 2 Elevation 28

Material Location	Unit 2 Elevation 28
Suspect Material Quantity	77
Homogeneous Area	Unit 2 Elevation 28
Total Approximate Quantity	77 SF
Condition	Good
Friability	Friable
Material Type	TSI
NESHAP Category	RACM
MD	5’ in length 44” OD Tank
Last Sample	U2-E28-030A
TC	(1)

Positive, (3), U2-E28-031C, 28” OD Pipe Run , Accessible

Representative Photos	

U2-E28-031A

Sample Number	U2-E28-031A
Sample Location	Unit 2 Elevation 28 Center by Column F9
Sample Location Photo	

U2-E28-031B

Sample Number	U2-E28-031B
Sample Location	Unit 2 Elevation 28 Center by Column F9

Sample Location Photo	

U2-E28-031C

Sample Number	U2-E28-031C
Sample Location	Unit 2 Elevation 28 Center by Column F9
Sample Location Photo	

MATERIAL INFORMATION

Material Description	28” OD Pipe Run
Accessible Material	Accessible
Positive for Asbestos	Positive
Asbestos Type	50% Amosite 30% Chrysotile 1% Crocidolite
Unit	LF

Unit 2 Elevation 28, 41, 80, 106, 118 and 130

Material Location	Unit 2 Elevation 28, 41, 80, 106, 118 and 130
Suspect Material Quantity	632
Homogeneous Area	Unit 2 Elevation 28, 41, 80, 106, 118 and 130
Total Approximate Quantity	632 LF
Condition	Good
Friability	Friable
Material Type	TSI
NESHAP Category	RACM
MD	28” OD Pipe Run
Last Sample	U2-E28-031C
TC	(3)

Positive, (3), U2-E28-032C, 28” OD Pipe Elbow , Accessible

Representative Photos



U2-E28-032A

Sample Number	U2-E28-032A
Sample Location	Unit 2 Elevation 28 Center by Column F9

Sample Location Photo	

U2-E28-032B

Sample Number	U2-E28-032B
Sample Location	Unit 2 Elevation 28 Center by Column F9
Sample Location Photo	

U2-E28-032C

Sample Number	U2-E28-032C
Sample Location	Unit 2 Elevation 28 Center by Column F9

Sample Location Photo



MATERIAL INFORMATION

Material Description	28” OD Pipe Elbow
Accessible Material	Accessible
Positive for Asbestos	Positive
Asbestos Type	50% Amosite 30% Chrysotile 1% Crocidolite
Unit	Each

Unit 2 Elevation 28, 80 and 106

Material Location	Unit 2 Elevation 28, 80 and 106
Suspect Material Quantity	14
Homogeneous Area	Unit 2 Elevation 28, 80 and 106
Total Approximate Quantity	14 Each
Condition	Good
Friability	Friable
Material Type	TSI
NESHAP Category	RACM
MD	28” OD Pipe Elbow
Last Sample	U2-E28-032C
TC	(3)

Negative, (1), U2-E28-033A, 22” OD Valve, Accessible

Representative Photos	

U2-E28-033A

Sample Number	U2-E28-033A
Sample Location	Unit 2 Elevation 28 Center
Sample Location Photo	

MATERIAL INFORMATION

Material Description	22” OD Valve
Accessible Material	Accessible
Positive for Asbestos	Negative
Unit	Each

Unit 2 Elevation 28

Material Location	Unit 2 Elevation 28

Suspect Material Quantity	2
Homogeneous Area	Unit 2 Elevation 28
Total Approximate Quantity	2 Each
Condition	Good
Friability	Friable
MD	22” OD Valve
Last Sample	U2-E28-033A
TC	(1)

Positive, (1), U2-E28-034A, 26’ in length 28” OD Pipe Run, Accessible

Representative Photos



U2-E28-034A

Sample Number	U2-E28-034A
Sample Location	Unit 2 Elevation 28 by Column CA7.4

Sample Location Photo



MATERIAL INFORMATION

Material Description	26’ in length 28” OD Pipe Run
Accessible Material	Accessible
Positive for Asbestos	Positive
Asbestos Type	50% Amosite 30% Chrysotile 1% Crocidolite
Unit	SF

Unit 2 Elevation 28

Material Location	Unit 2 Elevation 28
Suspect Material Quantity	25
Homogeneous Area	Unit 2 Elevation 28
Total Approximate Quantity	25 SF
Condition	Good
Friability	Friable
Material Type	TSI
NESHAP Category	RACM
MD	26’ in length 28” OD Pipe Run
Last Sample	U2-E28-034A
TC	(1)

Positive, (1), U2-E28-035A, 11’ in length 28” OD Tank, Accessible

Representative Photos	

U2-E28-035A

Sample Number	U2-E28-035A
Sample Location	Unit 2 Elevation 28 North by Column CA7.4
Sample Location Photo	

MATERIAL INFORMATION

Material Description	11’ in length 28” OD Tank
Accessible Material	Accessible
Positive for Asbestos	Positive
Asbestos Type	50% Amosite 30% Chrysotile 1% Crocidolite
Unit	SF

Unit 2 Elevation 28

Material Location	Unit 2 Elevation 28
Suspect Material Quantity	100
Homogeneous Area	Unit 2 Elevation 28
Total Approximate Quantity	100 SF
Condition	Good
Friability	Friable
Material Type	TSI
NESHAP Category	RACM
MD	11’ in length 28” OD Tank
Last Sample	U2-E28-035A
TC	(1)

Positive, (3), U2-E41-036C, 20” OD Pipe Run , Accessible

Representative Photos



U2-E41-036A

Sample Number	U2-E41-036A
Sample Location	Unit 2 Elevation 41 West by Stairs

Sample Location Photo	

U2-E41-036B

Sample Number	U2-E41-036B
Sample Location	Unit 2 Elevation 41 South by Boiler
Sample Location Photo	

U2-E41-036C

Sample Number	U2-E41-036C
Sample Location	Unit 2 Elevation 41 South by Boiler

Sample Location Photo



MATERIAL INFORMATION

Material Description	20” OD Pipe Run
Accessible Material	Accessible
Positive for Asbestos	Positive
Asbestos Type	5% Amosite 50% Chrysotile 2% Crocidolite
Unit	LF

Unit 2 Elevation 41, 65, 80 and 96

Material Location	Unit 2 Elevation 41, 65, 80 and 96
Suspect Material Quantity	1191
Homogeneous Area	Unit 2 Elevation 41, 65, 80 and 96
Total Approximate Quantity	1191 LF
Condition	Good
Friability	Friable
Material Type	TSI
NESHAP Category	RACM
MD	20” OD Pipe Run
Last Sample	U2-E41-036C
TC	(3)

Negative, (1), U2-E41-037A, White Rope Gasket on Hatch, Accessible

Representative Photos	

U2-E41-037A

Sample Number	U2-E41-037A
Sample Location	Unit 2 Elevation 41 Boiler #2 Gas Recirculation Fan at Center
Sample Location Photo	

MATERIAL INFORMATION

Material Description	White Rope Gasket on Hatch
Accessible Material	Accessible
Positive for Asbestos	Negative
Unit	LF

Unit 2 Elevation 41

Material Location	Unit 2 Elevation 41

Suspect Material Quantity	10
Homogeneous Area	Unit 2 Elevation 41
Total Approximate Quantity	10 LF
Condition	Good
Friability	Non-Friable
MD	White Rope Gasket on Hatch
Last Sample	U2-E41-037A
TC	(1)

Positive, (1), U2-E41-038A, 3’ in length 33” OD Tank, Accessible

Representative Photos



U2-E41-038A

Sample Number	U2-E41-038A
Sample Location	Unit 2 Elevation 41 West by Stairs

Sample Location Photo

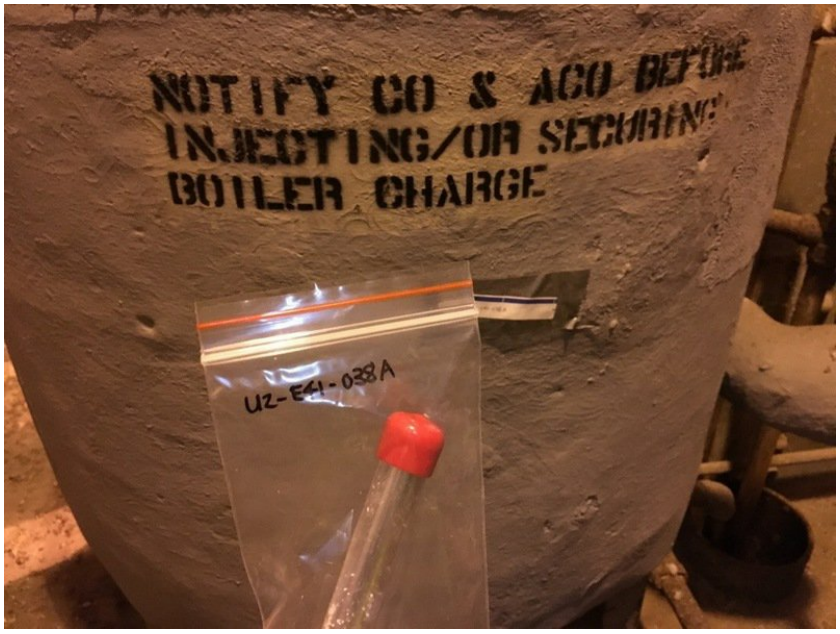

MATERIAL INFORMATION

Material Description	3’ in length 33” OD Tank
Accessible Material	Accessible
Positive for Asbestos	Positive
Asbestos Type	5% Amosite 30% Chrysotile
Unit	SF

Unit 2 Elevation 41

Material Location	Unit 2 Elevation 41
Suspect Material Quantity	40
Homogeneous Area	Unit 2 Elevation 41
Total Approximate Quantity	40 SF
Condition	Good
Friability	Friable
Material Type	TSI
NESHAP Category	RACM
MD	3’ in length 33” OD Tank
Last Sample	U2-E41-038A
TC	(1)

Positive, (3), U2-E96-039C, 1” White Rope Gasket , Accessible

Representative Photos



U2-E41-039A

Sample Number	U2-E41-039A
Sample Location	Unit 2 Elevation 41 South

Sample Location Photo



U2-E80-039B

Sample Number	U2-E80-039B
Sample Location	Unit 2 Elevation 80 Northwest

Sample Location Photo	

U2-E96-039C

Sample Number	U2-E96-039C
Sample Location	Unit 2 Elevation 96 North
Sample Location Photo	

MATERIAL INFORMATION

Material Description	1” White Rope Gasket
Accessible Material	Accessible
Positive for Asbestos	Positive
Asbestos Type	95% Chrysotile
Unit	LF

Unit 2 Elevation 41, 80 and 96

Material Location	Unit 2 Elevation 41, 80 and 96
Suspect Material Quantity	1.5
Homogeneous Area	Unit 2 Elevation 41, 80 and 96
Total Approximate Quantity	1.5 LF
Condition	Good
Friability	Non-Friable
Material Type	Misc.
NESHAP Category	Cat I
MD	1” White Rope Gasket
Last Sample	U2-E96-039C
TC	(3)

Negative, (3), U2-E96-040C, Red Refractory Brick, Accessible

Representative Photos



U2-E41-040A

Sample Number	U2-E41-040A
Sample Location	Unit 2 Elevation 41 South

Sample Location Photo	

U2-E80-040B

Sample Number	U2-E80-040B
Sample Location	Unit 2 Elevation 80 Northwest
Sample Location Photo	

U2-E96-040C

Sample Number	U2-E96-040C
Sample Location	Unit 2 Elevation 96 North

Sample Location Photo



MATERIAL INFORMATION

Material Description	Red Refractory Brick
Accessible Material	Accessible
Positive for Asbestos	Negative

Unit 2 Elevation 41, 80 and 96

Material Location	Unit 2 Elevation 41, 80 and 96
Homogeneous Area	Unit 2 Elevation 41, 80 and 96
Condition	Good
Friability	Non-Friable
MD	Red Refractory Brick
Last Sample	U2-E96-040C
TC	(3)

Positive, (1), U2-E41-041A, 27” OD Valve , Accessible

Representative Photos	

U2-E41-041A

Sample Number	U2-E41-041A
Sample Location	Unit 2 Elevation 41 Center by Southeast of Boiler #2
Sample Location Photo	

MATERIAL INFORMATION

Material Description	27" OD Valve
Accessible Material	Accessible
Positive for Asbestos	Positive
Asbestos Type	2% Chrysotile
Unit	Each

Unit 2 Elevation 41

Material Location	Unit 2 Elevation 41
Suspect Material Quantity	1
Homogeneous Area	Unit 2 Elevation 41
Total Approximate Quantity	1 Each
Condition	Good
Friability	Friable
Material Type	TSI
NESHAP Category	RACM
MD	27″ OD Valve
Last Sample	U2-E41-041A
TC	(1)

Negative, (1), U2-E41-042A, 6’ Red Gasket, Accessible

Representative Photos



U2-E41-042A

Sample Number	U2-E41-042A
Sample Location	Unit 2 Elevation 41 East Turbine #2

Sample Location Photo



MATERIAL INFORMATION

Material Description	6’ Red Gasket
Accessible Material	Accessible
Positive for Asbestos	Negative
Unit	Each

Unit 2 Elevation 41

Material Location	Unit 2 Elevation 41
Suspect Material Quantity	1
Homogeneous Area	Unit 2 Elevation 41
Total Approximate Quantity	1 Each
Condition	Good
Friability	Non-Friable
MD	6’ Red Gasket
Last Sample	U2-E41-042A
TC	(1)

Positive, (1), U2-E41-043A, 7’ Gray Gasket , Accessible

Representative Photos	

U2-E41-043A

Sample Number	U2-E41-043A
Sample Location	Unit 2 Elevation 41 South Turbine 2
Sample Location Photo	

MATERIAL INFORMATION

Material Description	7’ Gray Gasket
Accessible Material	Accessible
Positive for Asbestos	Positive
Asbestos Type	80% Chrysotile
Unit	Each

Unit 2 Elevation 41

Material Location	Unit 2 Elevation 41
Suspect Material Quantity	1
Homogeneous Area	Unit 2 Elevation 41
Total Approximate Quantity	1 Each
Condition	Good
Friability	Non-Friable
Material Type	Misc.
NESHAP Category	Cat I
MD	7′ Gray Gasket
Last Sample	U2-E41-043A
TC	(1)

20″ Pipe Elbow , Inaccessible

Representative Photos



MATERIAL INFORMATION

Material Description	20″ Pipe Elbow
Accessible Material	Inaccessible

Unit 2 Elevation 65 Northeast

Material Location	Unit 2 Elevation 65 Northeast
Suspect Material Quantity	3
Homogeneous Area	Unit 2 Elevation 65 Northeast
MD	20″ Pipe Elbow

Positive, (1), U2-E118-044A, 28″ Junction Pipe , Accessible

Representative Photos	

U2-E118-044A

Sample Number	U2-E118-044A
Sample Location	Unit 2 Elevation 118 West
Sample Location Photo	

MATERIAL INFORMATION

Material Description	28” Junction Pipe
Accessible Material	Accessible
Positive for Asbestos	Positive
Asbestos Type	5% Amosite 60% Chrysotile <1% Crocidolite
Unit	Each

Unit 2 Elevation 118

Material Location	Unit 2 Elevation 118
Suspect Material Quantity	2
Homogeneous Area	Unit 2 Elevation 118
Total Approximate Quantity	2 Each
Condition	Good
Friability	Friable
Material Type	TSI
NESHAP Category	RACM
MD	28” Junction Pipe
Last Sample	U2-E118-044A
TC	(1)

No Gunite, Non-Suspect

Representative Photos



MATERIAL INFORMATION

Material Description	No Gunite
Accessible Material	Non-Suspect

Unit 2 Condenser

Material Location	Unit 2 Condenser
Homogeneous Area	Unit 2 Condenser
MD	No Gunite

Positive, (1), U2-E80-045A, 24” OD Valve, Accessible

Representative Photos	

U2-E80-045A

Sample Number	U2-E80-045A
Sample Location	Unit 2 Elevation 80 North
Sample Location Photo	

MATERIAL INFORMATION

Material Description	24” OD Valve
Accessible Material	Accessible
Positive for Asbestos	Positive
Asbestos Type	2% Amosite 60% Chrysotile 2% Crocidolite
Unit	Each

Unit 2 Elevation 80

Material Location	Unit 2 Elevation 80
Suspect Material Quantity	2
Homogeneous Area	Unit 2 Elevation 80
Total Approximate Quantity	2 Each
Condition	Good
Friability	Friable
Material Type	TSI
NESHAP Category	RACM
MD	24” OD Valve
Last Sample	U2-E80-045A
TC	(1)

Positive, (1), U2-E130-046A, 22” OD Pipe Run , Accessible

Representative Photos



U2-E130-046A

Sample Number	U2-E130-046A
Sample Location	Unit 2 Elevation 130 Northwest

Sample Location Photo



Sample number on bag is updated to “U2-E130-046A”

MATERIAL INFORMATION

Material Description	22” OD Pipe Run
Accessible Material	Accessible
Positive for Asbestos	Positive
Asbestos Type	5% Amosite 60% Chrysotile
Unit	Each

Unit 2 Elevation 130

Material Location	Unit 2 Elevation 130
Suspect Material Quantity	18
Homogeneous Area	Unit 2 Elevation 130
Total Approximate Quantity	18 Each
Condition	Good
Friability	Friable
Material Type	TSI
NESHAP Category	RACM
MD	22” OD Pipe Run
Last Sample	U2-E130-046A
TC	(1)

GENERAL INFORMATION

Samples Submitted	Yes
timezone	America/Los_Angeles
Generate COC	Yes

COC SECTION

1) Fill in information in this section and sign in the signature field; 2) Use the built-in generate report icon bottom left corner (iOS) in order to generate a COC.

Relinquished By	Sabrina Chan
COC Signature	 Signed 2019-09-23 07:50:13 PDT
Asbestos Requested TAT	5 DAY
Asbestos Special Instructions	N/A
Asbestos Analytical Method	PLM EPA 600/R-93/116
Email Results	mlcampbell@trccompanies.com, schan@trccompanies.com, tgaines@trccompanies.com, CBlake@trccompanies.com
TRC Office Address	17911 Von Karman Avenue, Suite 400, Irvine, CA 92614

REPORT SECTION

Report generation is under development. If you have questions please contact Heath Howard at hhoward@trcsolutions.com.	
Email for Report Delivery	Mlcampbell@trcsolutions.com
Compile Generic Report	N/A
Compile Walmart Report	N/A

Morro Bay Control Room for Units 1&2 - Pre-Demo ACM Survey

Created	2019-09-19 13:53:39 PDT by Sabrina Chan
Updated	2019-10-18 16:03:09 PDT by Sabrina Chan
Location	35.3725341149, -120.858022794
Status	Report Reviewed

PROJECT INFORMATION

Project Name	Morro Bay Control Room for Units 1&2 - Pre-Demo ACM Survey
Property Name	Morro Bay Power Plant - Units 1, 2, 3 and 4, Warehouse, Maintenance and Administration Building
Project Address	1290 Embarcadero Morro Bay, CA 93442
TRC Project Number	330541
TRC Project Manager	M. Campbell
Inspection Start Date	2019-09-16
Inspector(s)	Tanis Gaines, Sabrina Chan, Matt Cuda, Kartik Bhatt, Hector Gonzalez, Chris Blake
Client	Dynergy/Luminant
Client Contact Name	Dianna Tickner
Client Email	Dianna.Tickner@vistraenergy.com
Client Address	1500 Eastport Plaza Drive Collinsville, Illinois 62234
Overview Photo	
Surveys Performed	Asbestos
Results Audited	Yes

ASBESTOS SECTION

Asbestos Present	No
Suspect Inaccessible Materials Present	No

Negative, (3), 1&2CR-E41-001C, Gray Stucco, Accessible

Representative Photos	

1&2CR-E41-001A

Sample Number	1&2CR-E41-001A
Sample Location	1&2 Control Room Exterior North
Sample Location Photo	

1&2CR-E41-001B

Sample Number	1&2CR-E41-001B
Sample Location	1&2 Control Room Exterior North

Sample Location Photo	

1&2CR-E41-001C

Sample Number	1&2CR-E41-001C
Sample Location	1&2 Control Room Exterior Northeast
Sample Location Photo	

MATERIAL INFORMATION

Material Description	Gray Stucco
Accessible Material	Accessible
Positive for Asbestos	Negative
Unit	SF

Exterior of 1&2 Control Room

Material Location	Exterior of 1&2 Control Room

Suspect Material Quantity	2400
Homogeneous Area	Exterior of 1&2 Control Room
Total Approximate Quantity	2400 SF
Condition	Good
Friability	Non-Friable
MD	Gray Stucco
Last Sample	1&2CR-E41-001C
TC	(3)

Negative, (3), 1&2CR-E41-002C, Vinyl Floor Tile with Black Mastic, 9" x 9", Gray, Accessible

Representative Photos



1&2CR-E41-002A

Sample Number	1&2CR-E41-002A
Sample Location	1&2 Control Room North

Sample Location Photo	

1&2CR-E41-002B

Sample Number	1&2CR-E41-002B
Sample Location	1&2 Control Room Northeast
Sample Location Photo	

1&2CR-E41-002C

Sample Number	1&2CR-E41-002C
Sample Location	1&2 Control Room South

Sample Location Photo



MATERIAL INFORMATION

Material Description	Vinyl Floor Tile with Black Mastic, 9" x 9", Gray
Accessible Material	Accessible
Positive for Asbestos	Negative
Unit	SF

1&2 Control Room Throughout

Material Location	1&2 Control Room Throughout
Suspect Material Quantity	1232
Homogeneous Area	1&2 Control Room Throughout
Total Approximate Quantity	1232 SF
Condition	Damaged
Friability	Non-Friable
MD	Vinyl Floor Tile with Black Mastic, 9" x 9", Gray
Last Sample	1&2CR-E41-002C
TC	(3)

Negative, (3), 1&2CR-E41-003C, Vinyl Floor Tile with Yellow Adhesive, 12" x 12", Tan, Accessible

Representative Photos	

1&2CR-E41-003A

Sample Number	1&2CR-E41-003A
Sample Location	1&2 Control Room West Office 1
Sample Location Photo	

1&2CR-E41-003B

Sample Number	1&2CR-E41-003B
Sample Location	1&2 Control Room West Office 1

Sample Location Photo	

1&2CR-E41-003C

Sample Number	1&2CR-E41-003C
Sample Location	1&2 Control Room West Office 1
Sample Location Photo	

MATERIAL INFORMATION

Material Description	Vinyl Floor Tile with Yellow Adhesive, 12" x 12", Tan
Accessible Material	Accessible
Positive for Asbestos	Negative
Unit	SF

1&2 Control Room Office 1

Material Location	1&2 Control Room Office 1

Suspect Material Quantity	56
Homogeneous Area	1&2 Control Room Office 1
Total Approximate Quantity	56 SF
Condition	Good
Friability	Non-Friable
MD	Vinyl Floor Tile with Yellow Adhesive, 12" x 12", Tan
Last Sample	1&2CR-E41-003C
TC	(3)

Negative, (3), 1&2CR-E41-004C, Plaster, No Coat, Accessible

Representative Photos



1&2CR-E41-004A

Sample Number	1&2CR-E41-004A
Sample Location	1&2 Control Room Interior North

Sample Location Photo	

1&2CR-E41-004B

Sample Number	1&2CR-E41-004B
Sample Location	1&2 Control Room Interior Northwest
Sample Location Photo	

1&2CR-E41-004C

Sample Number	1&2CR-E41-004C
Sample Location	1&2 Control Room Insulation South

Sample Location Photo



MATERIAL INFORMATION

Material Description	Plaster, No Coat
Accessible Material	Accessible
Positive for Asbestos	Negative
Unit	SF

Exterior of 1&2 Control Room

Material Location	Exterior of 1&2 Control Room
Suspect Material Quantity	2400
Homogeneous Area	Exterior of 1&2 Control Room
Total Approximate Quantity	2400 SF
Condition	Good
Friability	Non-Friable
MD	Plaster, No Coat
Last Sample	1&2CR-E41-004C
TC	(3)

Negative, (3), 1&2CR-E41-005C, Ceiling Tile, 1' x 1', White, Accessible

Representative Photos	

1&2CR-E41-005A

Sample Number	1&2CR-E41-005A
Sample Location	1&2 Control Room Ceiling
Sample Location Photo	

1&2CR-E41-005B

Sample Number	1&2CR-E41-005B
Sample Location	1&2 Control Room Ceiling

Sample Location Photo



1&2CR-E41-005C

Sample Number	1&2CR-E41-005C
Sample Location	1&2 Control Room Ceiling

Sample Location Photo



MATERIAL INFORMATION

Material Description	Ceiling Tile, 1' x 1', White
Accessible Material	Accessible
Positive for Asbestos	Negative
Unit	SF

1&2 Control Room

Material Location	1&2 Control Room
Suspect Material Quantity	240
Homogeneous Area	1&2 Control Room
Total Approximate Quantity	240 SF
Condition	Damaged
Friability	Friable
MD	Ceiling Tile, 1' x 1', White
Last Sample	1&2CR-E41-005C
TC	(3)

Negative, (3), 1&2CR-E41-006C, Cove Base, Black, Accessible

Representative Photos



1&2CR-E41-006A

Sample Number	1&2CR-E41-006A
Sample Location	1&2 Control Room North

Sample Location Photo



1&2CR-E41-006B

Sample Number	1&2CR-E41-006B
Sample Location	1&2 Control Room Northeast

Sample Location Photo	

1&2CR-E41-006C

Sample Number	1&2CR-E41-006C
Sample Location	1&2 Control Room East
Sample Location Photo	

MATERIAL INFORMATION

Material Description	Cove Base, Black
Accessible Material	Accessible
Positive for Asbestos	Negative
Unit	LF

1&2 Control Room

Material Location	1&2 Control Room

Suspect Material Quantity	260
Homogeneous Area	1&2 Control Room
Total Approximate Quantity	260 LF
Condition	Good
Friability	Non-Friable
MD	Cove Base, Black
Last Sample	1&2CR-E41-006C
TC	(3)

Negative, (1), 1&2CR-E41-007A, Floor Leveling Compound, White, Accessible

Representative Photos



1&2CR-E41-007A

Sample Number	1&2CR-E41-007A
Sample Location	1&2 Control Room Office 2

Sample Location Photo



MATERIAL INFORMATION

Material Description	Floor Leveling Compound, White
Accessible Material	Accessible
Positive for Asbestos	Negative
Unit	SF

1&2 Control Room Office 2

Material Location	1&2 Control Room Office 2
Suspect Material Quantity	1
Homogeneous Area	1&2 Control Room Office 2
Total Approximate Quantity	1 SF
Condition	Good
Friability	Non-Friable
MD	Floor Leveling Compound, White
Last Sample	1&2CR-E41-007A
TC	(1)

Negative, (3), 1&2CR-E41-008C, Sheet Flooring with Yellow Adhesive, Brown, Accessible

Representative Photos



1&2CR-E41-008A

Sample Number	1&2CR-E41-008A
Sample Location	1&2 Control Room Office 2

Sample Location Photo



1&2CR-E41-008B

Sample Number	1&2CR-E41-008B
Sample Location	1&2 Control Room Office 2

Sample Location Photo	

1&2CR-E41-008C

Sample Number	1&2CR-E41-008C
Sample Location	1&2 Control Room Office 2
Sample Location Photo	

MATERIAL INFORMATION

Material Description	Sheet Flooring with Yellow Adhesive, Brown
Accessible Material	Accessible
Positive for Asbestos	Negative
Unit	SF

1&2 Control Room Office 2

Material Location	1&2 Control Room Office 2

Suspect Material Quantity	56
Homogeneous Area	1&2 Control Room Office 2
Total Approximate Quantity	56 SF
Condition	Good
Friability	Non-Friable
MD	Sheet Flooring with Yellow Adhesive, Brown
Last Sample	1&2CR-E41-008C
TC	(3)

GENERAL INFORMATION

Samples Submitted	Yes
timezone	America/Los_Angeles
Generate COC	Yes

COC SECTION

1) Fill in information in this section and sign in the signature field; 2) Use the built-in generate report icon bottom left corner (iOS) in order to generate a COC.

Relinquished By	Sabrina Chan
COC Signature	 Signed 2019-09-23 07:56:36 PDT
Asbestos Requested TAT	5 DAY
Asbestos Special Instructions	N/A
Asbestos Analytical Method	PLM EPA 600/R-93/116
Email Results	mlcampbell@trccompanies.com, schan@trccompanies.com, tgaines@trccompanies.com, CBlake@trccompanies.com
TRC Office Address	17911 Von Karman Avenue, Suite 400, Irvine, CA 92614

REPORT SECTION

Report generation is under development. If you have questions please contact Heath Howard at hhoward@trcsolutions.com.

Email for Report Delivery	Mlcampbell@trcsolutions.com
Compile Generic Report	N/A
Compile Walmart Report	N/A

Morro Bay Exterior Units 1&2 - Pre-Demo ACM Survey

Created	2019-09-20 07:30:07 PDT by Sabrina Chan
Updated	2019-10-18 16:02:47 PDT by Sabrina Chan
Location	35.3725341149, -120.858022794
Status	Report Reviewed

PROJECT INFORMATION

Project Name	Morro Bay Exterior Units 1&2 - Pre-Demo ACM Survey
Property Name	Morro Bay Power Plant - Units 1, 2, 3 and 4, Warehouse, Maintenance and Administration Building
Project Address	1290 Embarcadero Morro Bay, CA 93442
TRC Project Number	330541
TRC Project Manager	M. Campbell
Inspection Start Date	2019-09-16
Inspector(s)	Tanis Gaines, Sabrina Chan, Matt Cuda, Kartik Bhatt, Hector Gonzalez, Chris Blake
Client	Dynergy/Luminant
Client Contact Name	Dianna Tickner
Client Email	Dianna.Tickner@vistraenergy.com
Client Address	1500 Eastport Plaza Drive Collinsville, Illinois 62234
Overview Photo	
Surveys Performed	Asbestos
Results Audited	Yes

ASBESTOS SECTION

Asbestos Present	Yes
Suspect Inaccessible Materials Present	No

Positive, (1), Ext-U1&2Stacks-001A, 1” White Rope Gasket , Accessible

Representative Photos



Ext-U1&2Stacks-001A

Sample Number	Ext-U1&2Stacks-001A
Sample Location	Exterior Units 1&2 West Stack Door

Sample Location Photo



MATERIAL INFORMATION

Material Description	1” White Rope Gasket
Accessible Material	Accessible
Positive for Asbestos	Positive
Asbestos Type	70% Chrysotile
Unit	LF

Throughout Stack

Material Location	Throughout Stack
Suspect Material Quantity	72
Homogeneous Area	Throughout Stack
Total Approximate Quantity	72 LF
Condition	Damaged
Friability	Non-Friable
Material Type	Misc.
NESHAP Category	Cat I
MD	1” White Rope Gasket
Last Sample	Ext-U1&2Stacks-001A
TC	(1)

Negative, (3), Ext-U1&2Stacks-002C, Red Brick with White Grout, Accessible

Representative Photos



Ext-U1&2Stacks-002A

Sample Number	Ext-U1&2Stacks-002A

Sample Location	Exterior Units 1&2 West Stack Door
Sample Location Photo	

Ext-U1&2Stacks-002B

Sample Number	Ext-U1&2Stacks-002B
Sample Location	Exterior Units 1&2 West Stack Door
Sample Location Photo	

Ext-U1&2Stacks-002C

Sample Number	Ext-U1&2Stacks-002C
Sample Location	Exterior Units 1&2 West Stack Door

Sample Location Photo



MATERIAL INFORMATION

Material Description	Red Brick with White Grout
Accessible Material	Accessible
Positive for Asbestos	Negative

Throughout Stack

Material Location	Throughout Stack
Homogeneous Area	Throughout Stack
Condition	Damaged
Friability	Non-Friable
MD	Red Brick with White Grout
Last Sample	Ext-U1&2Stacks-002C
TC	(3)

Negative, (3), Ext-U1&2Stacks-003C, Tan Gunite, Accessible

Representative Photos



Ext-U1&2Stacks-003A

Sample Number	Ext-U1&2Stacks-003A
Sample Location	Exterior Units 1&2 West Stack Door

Sample Location Photo



Ext-U1&2Stacks-003B

Sample Number	Ext-U1&2Stacks-003B
Sample Location	Exterior Units 1&2 West Stack Door

Sample Location Photo	

Ext-U1&2Stacks-003C

Sample Number	Ext-U1&2Stacks-003C
Sample Location	Exterior Units 1&2 West Stack Door
Sample Location Photo	

MATERIAL INFORMATION

Material Description	Tan Gunite
Accessible Material	Accessible
Positive for Asbestos	Negative

Throughout Stack

Material Location	Throughout Stack
Homogeneous Area	Throughout Stack

MD	Tan Gunite
Last Sample	Ext-U1&2Stacks-003C
TC	(3)

Exterior Vent, Non-Suspect

Representative Photos





MATERIAL INFORMATION

Material Description	Exterior Vent
Accessible Material	Non-Suspect
Unit	Each

Exterior West

Material Location	Exterior West
Suspect Material Quantity	4

Homogeneous Area	Exterior West
Total Approximate Quantity	4 Each
Notes	No suspect material noted; Metal lining only
MD	Exterior Vent

Positive, (3), Ext-U1&2Stacks-004C, Caulking, Gray, Accessible

Representative Photos



Ext-U1&2Stacks-004A

Sample Number	Ext-U1&2Stacks-004A
Sample Location	Exterior Units 1&2 North

Sample Location Photo

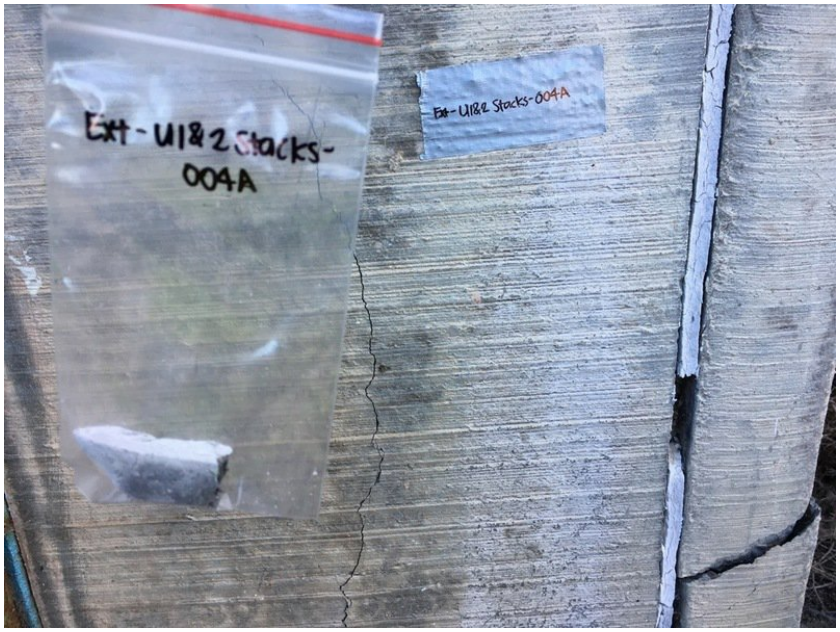

Ext-U1&2Stacks-004B

Sample Number	Ext-U1&2Stacks-004B

Sample Location	Exterior Units 1&2 North
Sample Location Photo	

Ext-U1&2Stacks-004C

Sample Number	Ext-U1&2Stacks-004C
Sample Location	Exterior Units 1&2 North
Sample Location Photo	

MATERIAL INFORMATION

Material Description	Caulking, Gray
Accessible Material	Accessible
Positive for Asbestos	Positive
Asbestos Type	30% Chrysotile
Unit	LF

Units 1&2 Exterior

Material Location	Units 1&2 Exterior
Suspect Material Quantity	300
Homogeneous Area	Units 1&2 Exterior
Total Approximate Quantity	300 LF
Condition	Good
Friability	Non-Friable
Material Type	Misc.
NESHAP Category	Cat II
MD	Caulking, Gray
Last Sample	Ext-U1&2Stacks-004C
TC	(3)

GENERAL INFORMATION

Samples Submitted	Yes
timezone	America/Los_Angeles
Generate COC	Yes

COC SECTION

1) Fill in information in this section and sign in the signature field; 2) Use the built-in generate report icon bottom left corner (iOS) in order to generate a COC.

Relinquished By	Sabrina Chan
COC Signature	 Signed 2019-09-23 07:53:31 PDT
Asbestos Requested TAT	5 DAY
Asbestos Special Instructions	N/A
Asbestos Analytical Method	PLM EPA 600/R-93/116
Email Results	mlcampbell@trccompanies.com, schan@trccompanies.com, tgaines@trccompanies.com, CBlake@trccompanies.com
TRC Office Address	17911 Von Karman Avenue, Suite 400, Irvine, CA 92614

REPORT SECTION

Report generation is under development. If you have questions please contact Heath Howard at hhoward@trcsolutions.com.

Email for Report Delivery	Mlcampbell@trcsolutions.com
Compile Generic Report	N/A
Compile Walmart Report	N/A

Morro Bay Unit 3 - Pre-Demo ACM Survey

Created	2019-09-16 09:05:38 PDT by Sabrina Chan
Updated	2019-10-21 13:11:10 PDT by Sabrina Chan
Location	35.3725341149, -120.858022794
Status	Report Reviewed

PROJECT INFORMATION

Project Name	Morro Bay Unit 3 - Pre-Demo ACM Survey
Property Name	Morro Bay Power Plant - Units 1, 2, 3 and 4, Warehouse, Maintenance and Administration Building
Project Address	1290 Embarcadero Morro Bay, CA 93442
TRC Project Number	330541
TRC Project Manager	M. Campbell
Inspection Start Date	2019-09-16
Inspector(s)	Tanis Gaines, Sabrina Chan, Matt Cuda, Kartik Bhatt, Hector Gonzalez, Chris Blake
Client	Dynergy/Luminant
Client Contact Name	Dianna Tickner
Client Email	Dianna.Tickner@vistraenergy.com
Client Address	1500 Eastport Plaza Drive Collinsville, Illinois 62234
Surveys Performed	Asbestos
Results Audited	Yes

ASBESTOS SECTION

Asbestos Present	Yes
Suspect Inaccessible Materials Present	No

Negative, (1), U3–E6-001A, Black Gasket , Accessible

Representative Photos



U3–E6-001A

Sample Number	U3–E6-001A
Sample Location	Unit 3, NW Corner, Beige Pipe
Sample Location Photo	

MATERIAL INFORMATION

Material Description	Black Gasket
Accessible Material	Accessible
Positive for Asbestos	Negative
Unit	Each

Unit 3, NW Corner by the Hydrazine Storage bin

Material Location	Unit 3, NW Corner by the Hydrazine Storage bin
Homogeneous Area	Unit 3, NW Corner by the Hydrazine Storage bin
Total Approximate Quantity	NaN Each
Condition	Good
Friability	Non-Friable
MD	Black Gasket
Last Sample	U3–E6-001A
TC	(1)

Negative, (1), U3-E6-002A, Concrete , Accessible

Representative Photos	

U3-E6-002A

Sample Number	U3-E6-002A
Sample Location	Unit 3, NW Corner, by the Entry to the Hydrazine Storage Bin
Sample Location Photo	

MATERIAL INFORMATION

Material Description	Concrete
Accessible Material	Accessible
Positive for Asbestos	Negative
Unit	SF

Unit 3 Throughout Floor

Material Location	Unit 3 Throughout Floor

Suspect Material Quantity	5000
Homogeneous Area	Unit 3 Throughout Floor
Total Approximate Quantity	5000 SF
Condition	Damaged
Friability	Non-Friable
MD	Concrete
Last Sample	U3-E6-002A
TC	(1)

Positive, (3), U3-E6-003C, 4” OD TSI Pipe Elbow , Accessible

Representative Photos



U3-E6-003A

Sample Number	U3-E6-003A
Sample Location	Unit 3, NW Corner, 3 Unit 7HTR Drain Cooler

Sample Location Photo	

U3-E6-003B

Sample Number	U3-E6-003B
Sample Location	Unit 3, NW Corner, West side of the MV7 and MV8
Sample Location Photo	

U3-E6-003C

Sample Number	U3-E6-003C
Sample Location	Unit 3, SW Corner, Heater Drip Pump, Suction Line

Sample Location Photo



MATERIAL INFORMATION

Material Description	4” OD TSI Pipe Elbow
Accessible Material	Accessible
Positive for Asbestos	Positive
Asbestos Type	5% Amosite, 50% Chrysotile (Insulation) No Asbestos Detected (Wrap)
Unit	Each

Unit 3, NW Corner

Material Location	Unit 3, NW Corner
Suspect Material Quantity	6

Elevation 41

Material Location	Elevation 41
Suspect Material Quantity	4

Elevation 15

Material Location	Elevation 15
Suspect Material Quantity	12
Homogeneous Area	Unit 3, NW Corner , Elevation 41, Elevation 15
Total Approximate Quantity	22 Each
Condition	Good
Friability	Friable
Material Type	TSI
NESHAP Category	RACM
MD	4” OD TSI Pipe Elbow
Last Sample	U3-E6-003C
TC	(3)

Positive, (3), U3-E6-004C, 4” OD Pipe Insulation with Metal Jacket, Accessible

Representative Photos



U3-E6-004A

Sample Number	U3-E6-004A
Sample Location	Unit 3, NW Corner, 3 Unit 7HTR Drain Cooler

Sample Location Photo



U3-E6-004B

Sample Number	U3-E6-004B
Sample Location	Unit 3, NW Corner, West side of the MV7 and MV8

Sample Location Photo	

U3-E6-004C

Sample Number	U3-E6-004C
Sample Location	Unit 3, SW Corner, Heater Drip Pump, Suction Line
Sample Location Photo	

MATERIAL INFORMATION

Material Description	4” OD Pipe Insulation with Metal Jacket
Accessible Material	Accessible

Positive for Asbestos	Positive
Asbestos Type	15% Amosite 2% Chrysotile
Unit	LF

Unit 3, NW Corner, 3 Unit 7HTR, Drain Cooler

Material Location	Unit 3, NW Corner, 3 Unit 7HTR, Drain Cooler
Suspect Material Quantity	7

South end near Heater drip pump number 3

Material Location	South end near Heater drip pump number 3
Suspect Material Quantity	25

Elevation 41

Material Location	Elevation 41
Suspect Material Quantity	15

Elevation 15

Material Location	Elevation 15
Suspect Material Quantity	50
Homogeneous Area	Unit 3, NW Corner, 3 Unit 7HTR, Drain Cooler , South end near Heater drip pump number 3, Elevation 41, Elevation 15
Total Approximate Quantity	97 LF
Condition	Good
Friability	Friable
Material Type	TSI
NESHAP Category	RACM
MD	4” OD Pipe Insulation with Metal Jacket
Last Sample	U3-E6-004C
TC	(3)

Positive, (1), U3-E6-005A, Fabric Duct seam , Accessible

Representative Photos	

U3-E6-005A

Sample Number	U3-E6-005A
Sample Location	Unit 3, SW Corner, by the Exit Stairs
Sample Location Photo	

MATERIAL INFORMATION

Material Description	Fabric Duct seam
Accessible Material	Accessible
Positive for Asbestos	Positive
Asbestos Type	50% Chrysotile
Unit	LF

Unit 3 Throughout

Material Location	Unit 3 Throughout
Suspect Material Quantity	4000
Homogeneous Area	Unit 3 Throughout
Total Approximate Quantity	4000 LF
Condition	Good
Friability	Friable
Material Type	TSI
NESHAP Category	RACM
MD	Fabric Duct seam
Last Sample	U3-E6-005A
TC	(1)

Positive, (3), U3-E6-006C, 18” OD TSI Pipe Elbow , Accessible

Representative Photos



U3-E6-006A

Sample Number	U3-E6-006A
Sample Location	Unit 3, SW Corner, Heater Drip Pump, Suction Line

Sample Location Photo	

U3-E6-006B

Sample Number	U3-E6-006B
Sample Location	Unit 3, SW Corner, Heater Drip Pump, Suction Line
Sample Location Photo	

U3-E6-006C

Sample Number	U3-E6-006C
Sample Location	Unit 3, SW Corner, Heater Drip Pump, Suction Line

Sample Location Photo



MATERIAL INFORMATION

Material Description	18” OD TSI Pipe Elbow
Accessible Material	Accessible
Positive for Asbestos	Positive
Asbestos Type	20% Amosite, 40% Chrysotile (Insulation) No Asbestos Detected (Wrap)
Unit	Each

Unit 3, SW Corner, Heater Drip Pump/Suction Line

Material Location	Unit 3, SW Corner, Heater Drip Pump/Suction Line
Suspect Material Quantity	4

Elevation 15

Material Location	Elevation 15
Suspect Material Quantity	5

Elevation 117

Material Location	Elevation 117
Suspect Material Quantity	3

Mezzanine 1/Elevation 51

Material Location	Mezzanine 1/Elevation 51
Suspect Material Quantity	6
Homogeneous Area	Unit 3, SW Corner, Heater Drip Pump/Suction Line , Elevation 15, Elevation 117, Mezzanine 1/Elevation 51
Total Approximate Quantity	18 Each
Condition	Good
Friability	Friable
Material Type	TSI
NESHAP Category	RACM

MD	18” OD TSI Pipe Elbow
Last Sample	U3-E6-006C
TC	(3)

Positive, (3), U3-E6-007C, 18” OD TSI Pipe Insulation with Metal Jacket , Accessible

Representative Photos



U3-E6-007A

Sample Number	U3-E6-007A
Sample Location	Unit 3, SW Corner, Heater Drip Pump, Suction Line, above Exit Sign

Sample Location Photo



U3-E6-007B

Sample Number	U3-E6-007B
Sample Location	Unit 3, SW Corner, Heater Drip Pump, Suction Line

Sample Location Photo	

U3-E6-007C

Sample Number	U3-E6-007C
Sample Location	Unit 3, SW Corner, Heater Drip Pump, Suction Line
Sample Location Photo	

MATERIAL INFORMATION

Material Description	18” OD TSI Pipe Insulation with Metal Jacket
Accessible Material	Accessible
Positive for Asbestos	Positive
Asbestos Type	15% Amosite, 20% Chrysotile (Insulation) No Asbestos Detected (Wrap)
Unit	LF

Unit 3, SW Corner, Heater Drip Pump

Material Location	Unit 3, SW Corner, Heater Drip Pump
Suspect Material Quantity	20

Intermediate level between highest elevation and E130

Material Location	Intermediate level between highest elevation and E130
Suspect Material Quantity	18

Elevation 15

Material Location	Elevation 15
Suspect Material Quantity	80

Elevation 117

Material Location	Elevation 117
Suspect Material Quantity	75

Mezzanine 1/Elevation 51

Material Location	Mezzanine 1/Elevation 51
Suspect Material Quantity	110
Homogeneous Area	Unit 3, SW Corner, Heater Drip Pump , Intermediate level between highest elevation and E130 , Elevation 15, Elevation 117, Mezzanine 1/Elevation 51
Total Approximate Quantity	303 LF
Condition	Good
Friability	Friable
Material Type	TSI
NESHAP Category	RACM
MD	18” OD TSI Pipe Insulation with Metal Jacket
Last Sample	U3-E6-007C
TC	(3)

Positive, (3), U2-E6-008C, 10” OD TSI Pipe Elbow , Accessible

Representative Photos



U3-E6-008A

Sample Number	U3-E6-008A
Sample Location	Unit 3, SW Corner, Heater Drip Pump, SW Side
Sample Location Photo	

U3-E6-008B

Sample Number	U3-E6-008B
Sample Location	Unit 3, SW Corner, by the 3 Turb Lube Oil Bowser
Sample Location Photo	

U2-E6-008C

Sample Number	U2-E6-008C
Sample Location	Unit 3, SW Corner, Heater Drip Pump, SW Corner

Sample Location Photo



MATERIAL INFORMATION

Material Description	10” OD TSI Pipe Elbow
Accessible Material	Accessible
Positive for Asbestos	Positive
Asbestos Type	25% Amosite, 40% Chrysotile (Insulation) No Asbestos Detected (Wrap)
Unit	Each

Unit 3, SW Corner, Heater Drip Pump

Material Location	Unit 3, SW Corner, Heater Drip Pump
Suspect Material Quantity	4

Elevation 28

Material Location	Elevation 28
Suspect Material Quantity	3

Mezzanine 1/Elevation 51

Material Location	Mezzanine 1/Elevation 51
Suspect Material Quantity	6
Homogeneous Area	Unit 3, SW Corner, Heater Drip Pump, Elevation 28, Mezzanine 1/Elevation 51
Total Approximate Quantity	13 Each
Condition	Good
Friability	Friable
Material Type	TSI
NESHAP Category	RACM
MD	10” OD TSI Pipe Elbow
Last Sample	U2-E6-008C
TC	(3)

Positive, (3), U3-E6-009C, 10” OD TSI Pipe Insulation with Metal Jacket, Accessible

Representative Photos



U3-E6-009A

Sample Number	U3-E6-009A
Sample Location	Unit 3, SW Corner, Heater Drip Pump, SW Side

Sample Location Photo



U3-E6-009B

Sample Number	U3-E6-009B
Sample Location	Unit 3, NW Side, West Wall by the Cage

Sample Location Photo	

U3-E6-009C

Sample Number	U3-E6-009C
Sample Location	Unit 3, NW Corner, by the Hydrazine Storage Bin
Sample Location Photo	

MATERIAL INFORMATION

Material Description	10” OD TSI Pipe Insulation with Metal Jacket
Accessible Material	Accessible
Positive for Asbestos	Positive
Asbestos Type	30% Amosite 15% Chrysotile
Unit	LF

Unit 3, SW Corner, Heater Drip Pump

Material Location	Unit 3, SW Corner, Heater Drip Pump
Suspect Material Quantity	16

Elevation 117

Material Location	Elevation 117
Suspect Material Quantity	125

Mezzanine 1/Elevation 51

Material Location	Mezzanine 1/Elevation 51
Suspect Material Quantity	62
Homogeneous Area	Unit 3, SW Corner, Heater Drip Pump, Elevation 117, Mezzanine 1/Elevation 51
Total Approximate Quantity	203 LF
Condition	Good
Friability	Friable
Material Type	TSI
NESHAP Category	RACM
MD	10” OD TSI Pipe Insulation with Metal Jacket
Last Sample	U3-E6-009C
TC	(3)

Negative, (1), U3-E6-010A, 4" OD White Gasket, Accessible

Representative Photos



U3-E6-010A

Sample Number	U3-E6-010A
Sample Location	Unit 3, SW Corner, East of the MV7 and MV8

Sample Location Photo



MATERIAL INFORMATION

Material Description	4" OD White Gasket
Accessible Material	Accessible
Positive for Asbestos	Negative
Unit	Each

Unit 3, SW Corner

Material Location	Unit 3, SW Corner
Suspect Material Quantity	1
Homogeneous Area	Unit 3, SW Corner
Total Approximate Quantity	1 Each
Condition	Good
Friability	Non-Friable
MD	4" OD White Gasket
Last Sample	U3-E6-010A
TC	(1)

Negative, (3), U3-E6-011C, Foil Wall Insulation , Accessible

Representative Photos	

U3-E6-011A

Sample Number	U3-E6-011A
Sample Location	Unit 3, Foil Wall East of Hydrazine Storage Bin
Sample Location Photo	

U3-E6-011B

Sample Number	U3-E6-011B
Sample Location	Wall across Condensate Pump#7

Sample Location Photo	

U3-E6-011C

Sample Number	U3-E6-011C
Sample Location	Wall across Condensate Pump#5
Sample Location Photo	

MATERIAL INFORMATION

Material Description	Foil Wall Insulation
Accessible Material	Accessible
Positive for Asbestos	Negative
Unit	SF

Unit 3, Foil Wall East of Hydrazine Storage Bin

Material Location	Unit 3, Foil Wall East of Hydrazine Storage Bin

Suspect Material Quantity	30
Homogeneous Area	Unit 3, Foil Wall East of Hydrazine Storage Bin
Total Approximate Quantity	30 SF
Condition	Good
MD	Foil Wall Insulation
Last Sample	U3-E6-011C
TC	(3)

Positive, (3), U3-E6-012C, No.3 Unit Misc. Drip Tank Insulation , Accessible

Representative Photos



U3-E6-012A

Sample Number	U3-E6-012A
Sample Location	Unit 3, No.3 Unit Misc. Drip Tank

Sample Location Photo



U3-E6-012B

Sample Number	U3-E6-012B
Sample Location	Unit 3, No.3 Unit Misc. Drip Tank
Sample Location Photo	

U3-E6-012C

Sample Number	U3-E6-012C
Sample Location	Unit 3, No.3 Unit Misc. Drip Tank
Sample Location Photo	

MATERIAL INFORMATION

Material Description	No.3 Unit Misc. Drip Tank Insulation
Accessible Material	Accessible
Positive for Asbestos	Positive

Asbestos Type	15% Amosite, 25% Chrysotile (Insulation) No Asbestos Detected (Wrap)
Unit	LF

Unit 3, No.3 Unit Misc. Drip Tank

Material Location	Unit 3, No.3 Unit Misc. Drip Tank
Suspect Material Quantity	75
Homogeneous Area	Unit 3, No.3 Unit Misc. Drip Tank
Total Approximate Quantity	75 LF
Condition	Good
Friability	Friable
Material Type	TSI
NESHAP Category	RACM
MD	No.3 Unit Misc. Drip Tank Insulation
Last Sample	U3-E6-012C
TC	(3)

Negative, (1), U3-E6-013A, Sea Water Concrete Pipe, Accessible

Representative Photos



U3-E6-013A

Sample Number	U3-E6-013A
Sample Location	Unit 3, Center by the Motor Heater Feed From LP5-3

Sample Location Photo



MATERIAL INFORMATION

Material Description	Sea Water Concrete Pipe
Accessible Material	Accessible
Positive for Asbestos	Negative
Unit	SF

Unit 3, By the Motor Heater Feed From LP5-3

Material Location	Unit 3, By the Motor Heater Feed From LP5-3
Suspect Material Quantity	2500
Homogeneous Area	Unit 3, By the Motor Heater Feed From LP5-3
Total Approximate Quantity	2500 SF
Condition	Good
Friability	Non-Friable
MD	Sea Water Concrete Pipe
Last Sample	U3-E6-013A
TC	(1)

Negative, (1), U3-E6-014A, Concrete Seam Patch, Accessible

Representative Photos	

U3-E6-014A

Sample Number	U3-E6-014A
Sample Location	Unit 3, Sea water pipe, Center by the Motor Heater Feed From LP5-3
Sample Location Photo	

MATERIAL INFORMATION

Material Description	Concrete Seam Patch
Accessible Material	Accessible
Positive for Asbestos	Negative
Unit	SF

Unit 3, Sea water concrete pipe

Material Location	Unit 3, Sea water concrete pipe

Suspect Material Quantity	50
Homogeneous Area	Unit 3, Sea water concrete pipe
Total Approximate Quantity	50 SF
Condition	Good
Friability	Non-Friable
MD	Concrete Seam Patch
Last Sample	U3-E6-014A
TC	(1)

Negative, (1), U3-E6-015A, Black Gasket Material on Sea Water Pipe , Accessible

Representative Photos



U3-E6-015A

Sample Number	U3-E6-015A
Sample Location	Unit 3, Sea water pipe, Center by the Motor Heater Feed From LP5-3

Sample Location Photo



MATERIAL INFORMATION

Material Description	Black Gasket Material on Sea Water Pipe
Accessible Material	Accessible
Positive for Asbestos	Negative
Unit	SF

Unit 3, Sea water pipe

Material Location	Unit 3, Sea water pipe
Suspect Material Quantity	50
Homogeneous Area	Unit 3, Sea water pipe
Total Approximate Quantity	50 SF
Condition	Good
MD	Black Gasket Material on Sea Water Pipe
Last Sample	U3-E6-015A
TC	(1)

Positive, (3), U3-E41-016C, 18” OD TSI Insulation with Metal Jacket, Accessible

Representative Photos	

U3-E15-016A

Sample Number	U3-E15-016A
Sample Location	South east corner pipe run near unit 3 Turning Gear Dr. motor 3-1
Sample Location Photo	

U3-E28-016B

Sample Number	U3-E28-016B
Sample Location	Elevation 28 in between boiler platform and condenser

Sample Location Photo



U3-E41-016C

Sample Number	U3-E41-016C
Sample Location	Elevation 41 west of boiler

Sample Location Photo



MATERIAL INFORMATION

Material Description	18” OD TSI Insulation with Metal Jacket
Accessible Material	Accessible
Positive for Asbestos	Positive
Asbestos Type	60% Amosite 20% Chrysotile
Unit	LF

SE end Unit 3 Turning Gear drive motor 3-1

Material Location	SE end Unit 3 Turning Gear drive motor 3-1
Suspect Material Quantity	25

Elevation 28 in between boiler and condenser

Material Location	Elevation 28 in between boiler and condenser
Suspect Material Quantity	420

Elevation 41 west of boiler

Material Location	Elevation 41 west of boiler
Suspect Material Quantity	320

Highest Elevation

Material Location	Highest Elevation
Suspect Material Quantity	10

Intermediate level between highest elevation and E130

Material Location	Intermediate level between highest elevation and E130
Suspect Material Quantity	50

Elevation 108

Material Location	Elevation 108
Suspect Material Quantity	52

Elevation 94

Material Location	Elevation 94
Suspect Material Quantity	80
Homogeneous Area	SE end Unit 3 Turning Gear drive motor 3-1, Elevation 28 in between boiler and condenser, Elevation 41 west of boiler, Highest Elevation , Intermediate level between highest elevation and E130 , Elevation 108, Elevation 94
Total Approximate Quantity	957 LF
Condition	Good
Friability	Friable
Material Type	TSI
NESHAP Category	RACM
MD	18" OD TSI Insulation with Metal Jacket
Last Sample	U3-E41-016C
TC	(3)

Positive, (3), U3-E41-017C, 18" OD TSI Pipe Elbow Insulation , Accessible

Representative Photos



U3-E15-017A

Sample Number	U3-E15-017A
Sample Location	Elevation 15 pipe run near unit 3 Turning Gear Dr. motor

Sample Location Photo



U3-E28-017B

Sample Number	U3-E28-017B
Sample Location	Elevation 28 between boiler platform and condenser

Sample Location Photo



U3-E41-017C

Sample Number	U3-E41-017C
Sample Location	Elevation 41 west of boiler

Sample Location Photo



MATERIAL INFORMATION

Material Description	18” OD TSI Pipe Elbow Insulation
Accessible Material	Accessible
Positive for Asbestos	Positive
Asbestos Type	20% Amosite 60% Chrysotile
Unit	Each

South east corner pipe run near unit 3 Turning Gear Dr. motor 3-1

Material Location	South east corner pipe run near unit 3 Turning Gear Dr. motor 3-1
Suspect Material Quantity	1

Elevation 28 between boiler platform and condenser

Material Location	Elevation 28 between boiler platform and condenser
Suspect Material Quantity	38

Elevation 41 west of boiler

Material Location	Elevation 41 west of boiler
Suspect Material Quantity	8

Intermediate level between highest elevation and E130

Material Location	Intermediate level between highest elevation and E130
Suspect Material Quantity	11

Elevation 108

Material Location	Elevation 108
Suspect Material Quantity	2

Elevation 94

Material Location	Elevation 94
Suspect Material Quantity	6
Homogeneous Area	South east corner pipe run near unit 3 Turning Gear Dr. motor 3-1, Elevation 28 between boiler platform and condenser, Elevation 41 west of boiler, Intermediate level between highest elevation and E130 , Elevation 108, Elevation 94
Total Approximate Quantity	66 Each
Condition	Good
Friability	Friable
Material Type	TSI
NESHAP Category	RACM
MD	18” OD TSI Pipe Elbow Insulation
Last Sample	U3-E41-017C
TC	(3)

Positive, (4), U3-E28-018D, 10” OD TSI Pipe Insulation with Metal Jacket, Accessible

Representative Photos



U3-E15-018A

Sample Number	U3-E15-018A
Sample Location	Elevation 15 south east corner pipe run near unit 3 drive motor

Sample Location Photo



U3-E15-018B

Sample Number	U3-E15-018B
Sample Location	Elevation 15 vertical pipe runs south of unit 3 condenser

Sample Location Photo



U3-E15-018C

Sample Number	U3-E15-018C
Sample Location	Elevation 15 TSI pipe run northeast of condenser number 3

Sample Location Photo



U3-E28-018D

Sample Number	U3-E28-018D
Sample Location	Elevation 28 south east corner near boiler

Sample Location Photo



MATERIAL INFORMATION

Material Description	10” OD TSI Pipe Insulation with Metal Jacket
Accessible Material	Accessible
Positive for Asbestos	Positive
Asbestos Type	20% Amosite 2% Chrysotile
Unit	LF

Southeast corner near unit 3 Turning Gear Dr. motor

Material Location	Southeast corner near unit 3 Turning Gear Dr. motor
Suspect Material Quantity	26

Elevation 28 south east corner near boiler

Material Location	Elevation 28 south east corner near boiler
Suspect Material Quantity	25

Intermediate level between highest elevation and E130

Material Location	Intermediate level between highest elevation and E130
Suspect Material Quantity	78

Elevation 28

Material Location	Elevation 28
Suspect Material Quantity	145

Elevation 15

Material Location	Elevation 15
Suspect Material Quantity	140

Elevation 94

Material Location	Elevation 94
Suspect Material Quantity	22

Elevation 65

Material Location	Elevation 65
Suspect Material Quantity	140

Elevation 85

Material Location	Elevation 85
Suspect Material Quantity	30
Homogeneous Area	Southeast corner near unit 3 Turning Gear Dr. motor, Elevation 28 south east corner near boiler, Intermediate level between highest elevation and E130 , Elevation 28, Elevation 15, Elevation 94, Elevation 65, Elevation 85
Total Approximate Quantity	606 LF
Condition	Good
Friability	Friable
Material Type	TSI
NESHAP Category	RACM
MD	10” OD TSI Pipe Insulation with Metal Jacket
Last Sample	U3-E28-018D
TC	(4)

Positive, (3), U3-E15-019C, 4’ TSI Wrapped Duct, Accessible

Representative Photos



U3-E15-019A

Sample Number	U3-E15-019A
Sample Location	Elevation 15 south side duct

Sample Location Photo	

U3-E15-019B

Sample Number	U3-E15-019B
Sample Location	Elevation 15 SE side duct
Sample Location Photo	

U3-E15-019C

Sample Number	U3-E15-019C
Sample Location	Elevation 15 East Side Duct

Sample Location Photo



MATERIAL INFORMATION

Material Description	4’ TSI Wrapped Duct
Accessible Material	Accessible
Positive for Asbestos	Positive
Asbestos Type	2% Chrysotile
Unit	LF

South and East end of elevation 15

Material Location	South and East end of elevation 15
Suspect Material Quantity	1280
Homogeneous Area	South and East end of elevation 15
Total Approximate Quantity	1280 LF
Condition	Good
Friability	Friable
Material Type	TSI
NESHAP Category	RACM
MD	4’ TSI Wrapped Duct
Last Sample	U3-E15-019C
TC	(3)

Positive, (1), U3-E15-020A, Fabric Duct Seam, Accessible

Representative Photos	

U3-E15-020A

Sample Number	U3-E15-020A
Sample Location	Elevation 15 Duct near column H16
Sample Location Photo	

MATERIAL INFORMATION

Material Description	Fabric Duct Seam
Accessible Material	Accessible

Positive for Asbestos	Positive
Asbestos Type	70% Chrysotile
Unit	LF

Elevation below 65 Ft

Material Location	Elevation below 65 Ft
Suspect Material Quantity	530
Homogeneous Area	Elevation below 65 Ft
Total Approximate Quantity	530 LF
Condition	Good
Friability	Friable
Material Type	TSI
NESHAP Category	RACM
MD	Fabric Duct Seam
Last Sample	U3-E15-020A
TC	(1)

Positive, (4), U3-E28-021D, 6” OD TSI Pipe Insulation with Metal Jacket, Accessible

Representative Photos



U3-E15-021A

Sample Number	U3-E15-021A
Sample Location	Elevation 15 pipe run near column J 19

Sample Location Photo



U3-E15-021B

Sample Number	U3-E15-021B
Sample Location	Elevation 15 TSI pipe run south of condenser

Sample Location Photo

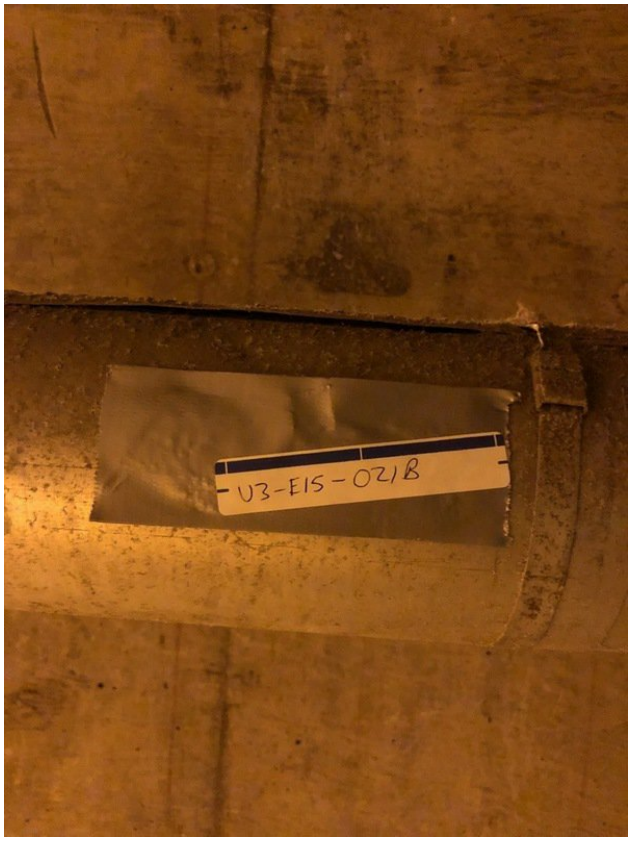

U3-E15-021C

Sample Number	U3-E15-021C
Sample Location	Elevation 15 TSI pipe run south of condenser

Sample Location Photo



U3-E28-021D

Sample Number	U3-E28-021D
Sample Location	Elevation 28 N. of boiler platform

Sample Location Photo



MATERIAL INFORMATION

Material Description	6” OD TSI Pipe Insulation with Metal Jacket
Accessible Material	Accessible
Positive for Asbestos	Positive
Asbestos Type	10%-65% Amosite 5%-60% Chrysotile
Unit	LF

Elevation 15 near column J 19 pipe run

Material Location	Elevation 15 near column J 19 pipe run
Suspect Material Quantity	250

Elevation 28 north of border platform

Material Location	Elevation 28 north of border platform
Suspect Material Quantity	50

Intermediate level between highest elevation and E130

Material Location	Intermediate level between highest elevation and E130
Suspect Material Quantity	28

Elevation 41

Material Location	Elevation 41
Suspect Material Quantity	285

Elevation 28

Material Location	Elevation 28
Suspect Material Quantity	360

Elevation 117

Material Location	Elevation 117
Suspect Material Quantity	207

Elevation 108

Material Location	Elevation 108
Suspect Material Quantity	150

Elevation 94

Material Location	Elevation 94
Suspect Material Quantity	174

Elevation 65

Material Location	Elevation 65
Suspect Material Quantity	12

Elevation 76

Material Location	Elevation 76
Suspect Material Quantity	25

Elevation 85

Material Location	Elevation 85
Suspect Material Quantity	73

Mezzanine 1/Elevation 51

Material Location	Mezzanine 1/Elevation 51
Suspect Material Quantity	32
Homogeneous Area	Elevation 15 near column J 19 pipe run, Elevation 28 north of border platform, Intermediate level between highest elevation and E130 , Elevation 41, Elevation 28, Elevation 117, Elevation 108, Elevation 94, Elevation 65, Elevation 76, Elevation 85, Mezzanine 1/Elevation 51
Total Approximate Quantity	1646 LF
Condition	Good
Friability	Friable
Material Type	TSI
NESHAP Category	RACM
MD	6” OD TSI Pipe Insulation with Metal Jacket
Last Sample	U3-E28-021D
TC	(4)

Positive, (4), U3-E28-022D, 6” OD TSI Pipe Elbow , Accessible

Representative Photos



U3-E15-022A

Sample Number	U3-E15-022A
Sample Location	Elevation 15 pipe run at elbow near column J 19

Sample Location Photo



U3-E15-022B

Sample Number	U3-E15-022B
Sample Location	Elevation 15 south of condenser at TSI pipe elbows

Sample Location Photo



U3-E15-022C

Sample Number	U3-E15-022C
Sample Location	Elevation 15 south of condensers at TSI pipe elbows

Sample Location Photo



U3-E28-022D

Sample Number	U3-E28-022D
Sample Location	Elevation 28 N. a boiler platform

Sample Location Photo



MATERIAL INFORMATION

Material Description	6” OD TSI Pipe Elbow
Accessible Material	Accessible
Positive for Asbestos	Positive
Asbestos Type	35% Amosite 65% Chrysotile
Unit	Each

Elevation 15 pipe run elbow near column J 19

Material Location	Elevation 15 pipe run elbow near column J 19
Suspect Material Quantity	12

Elevation 28 N. a boiler platform

Material Location	Elevation 28 N. a boiler platform
Suspect Material Quantity	5

Intermediate level between highest elevation and E130

Material Location	Intermediate level between highest elevation and E130
Suspect Material Quantity	14

Elevation 41

Material Location	Elevation 41
Suspect Material Quantity	13

Elevation 28

Material Location	Elevation 28
Suspect Material Quantity	13

Elevation 117

Material Location	Elevation 117
Suspect Material Quantity	10

Elevation 108

Material Location	Elevation 108
Suspect Material Quantity	8

Elevation 94

Material Location	Elevation 94
Suspect Material Quantity	22

Elevation 85

Material Location	Elevation 85
Suspect Material Quantity	11
Homogeneous Area	Elevation 15 pipe run elbow near column J 19, Elevation 28 N. a boiler platform, Intermediate level between highest elevation and E130 , Elevation 41, Elevation 28, Elevation 117, Elevation 108, Elevation 94, Elevation 85
Total Approximate Quantity	108 Each
Condition	Good
Friability	Friable
Material Type	TSI
NESHAP Category	RACM
MD	6” OD TSI Pipe Elbow
Last Sample	U3-E28-022D
TC	(4)

Positive, (4), U3-E28-023D, 36” OD TSI Pipe Insulation with Metal Jacket , Accessible

Representative Photos



U3-E15-023A

Sample Number	U3-E15-023A
Sample Location	Elevation 15 TSI run near column J 17
Sample Location Photo	

U3-E15-023B

Sample Number	U3-E15-023B
Sample Location	Elevation 15 psi pipe run south of condenser

Sample Location Photo



U3-E15-023C

Sample Number	U3-E15-023C
Sample Location	Elevation 15 TSI pipe run north of fan unit Near column J 19

Sample Location Photo



U3-E28-023D

Sample Number	U3-E28-023D
Sample Location	Elevation 28 south east corner near boiler

Sample Location Photo



MATERIAL INFORMATION

Material Description	36” OD TSI Pipe Insulation with Metal Jacket
Accessible Material	Accessible
Positive for Asbestos	Positive
Asbestos Type	10%-60% Amosite 10%-60% Chrysotile
Unit	LF

Elevation 15 pipe insulation run near column J17

Material Location	Elevation 15 pipe insulation run near column J17
Suspect Material Quantity	120

Elevation 28 south east corner near boiler

Material Location	Elevation 28 south east corner near boiler
Suspect Material Quantity	52

Elevation 41

Material Location	Elevation 41
Suspect Material Quantity	35

Elevation 117

Material Location	Elevation 117
Suspect Material Quantity	70

Elevation 108

Material Location	Elevation 108
Suspect Material Quantity	48

Elevation 94

Material Location	Elevation 94
Suspect Material Quantity	85

Elevation 65

Material Location	Elevation 65
Suspect Material Quantity	40

Elevation 76

Material Location	Elevation 76
Suspect Material Quantity	10

Elevation 85

Material Location	Elevation 85
Suspect Material Quantity	34

Mezzanine 1/Elevation 51

Material Location	Mezzanine 1/Elevation 51
Suspect Material Quantity	12
Homogeneous Area	Elevation 15 pipe insulation run near column J17, Elevation 28 south east corner near boiler, Elevation 41, Elevation 117, Elevation 108, Elevation 94, Elevation 65, Elevation 76, Elevation 85, Mezzanine 1/Elevation 51
Total Approximate Quantity	506 LF
Condition	Good
Friability	Friable
Material Type	TSI
NESHAP Category	RACM
MD	36” OD TSI Pipe Insulation with Metal Jacket
Last Sample	U3-E28-023D
TC	(4)

Positive, (3), U3-E65-024C, 36” OD TSI Pipe Elbow , Accessible

Representative Photos



U3-E15-024A

Sample Number	U3-E15-024A
Sample Location	Pipe elbow elevation 15 near column J 17

Sample Location Photo	

U3-E65-O24B

Sample Number	U3-E65-O24B
Sample Location	Unit 3, Elevation 65 Platform
Sample Location Photo	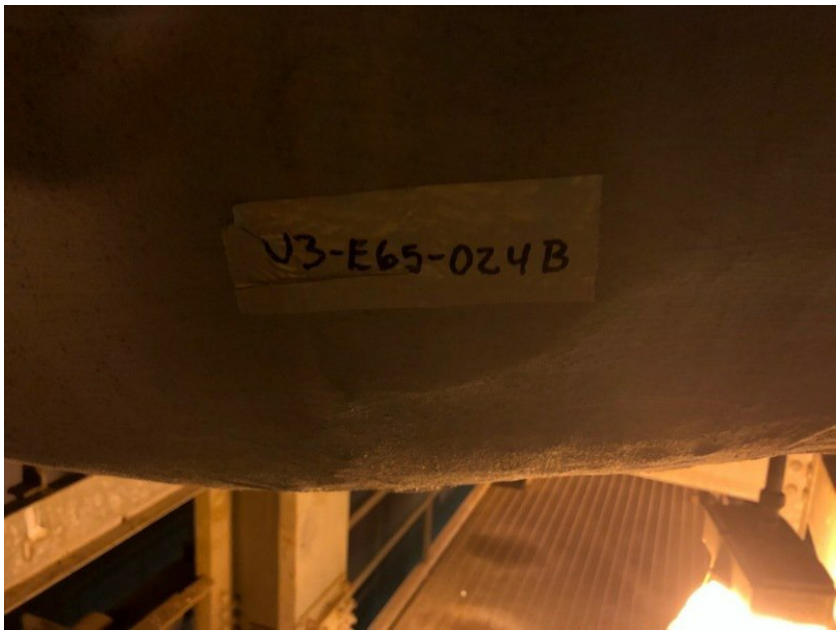

U3-E65-024C

Sample Number	U3-E65-024C
Sample Location	Unit 3, Elevation 65 platform, NW Side

Sample Location Photo



MATERIAL INFORMATION

Material Description	36” OD TSI Pipe Elbow
Accessible Material	Accessible
Positive for Asbestos	Positive
Asbestos Type	70% Amosite 10% Chrysotile
Unit	Each

Elevation 15 pipe elbow near column J 17

Material Location	Elevation 15 pipe elbow near column J 17
Suspect Material Quantity	2

Elevation 28

Material Location	Elevation 28
Suspect Material Quantity	7

Elevation 108

Material Location	Elevation 108
Suspect Material Quantity	2

Elevation 65

Material Location	Elevation 65
Suspect Material Quantity	8

Elevation 85

Material Location	Elevation 85
Suspect Material Quantity	2
Homogeneous Area	Elevation 15 pipe elbow near column J 17, Elevation 28, Elevation 108, Elevation 65, Elevation 85
Total Approximate Quantity	21 Each

Condition	Good
Friability	Friable
Material Type	TSI
NESHAP Category	RACM
MD	36” OD TSI Pipe Elbow
Last Sample	U3-E65-024C
TC	(3)

Positive, (4), U3-E28-025D, 12” OD TSI Pipe Insulation with Metal Jacket , Accessible

Representative Photos



U3-E15-025A

Sample Number	U3-E15-025A
Sample Location	Number 4 heater drip pipe

Sample Location Photo



U3-E15-025B

Sample Number	U3-E15-025B
Sample Location	Elevation 15 number 4 heater drip line

Sample Location Photo



U3-E15-025C

Sample Number	U3-E15-025C
Sample Location	Elevation 15 north of condenser 3 pipe insulation run

Sample Location Photo



U3-E28-025D

Sample Number	U3-E28-025D
Sample Location	Elevation 28 E. of boiler platform

Sample Location Photo



MATERIAL INFORMATION

Material Description	12” OD TSI Pipe Insulation with Metal Jacket
Accessible Material	Accessible
Positive for Asbestos	Positive
Asbestos Type	35% Amosite 50% Chrysotile
Unit	LF

Elevation 15 number 4 heater drip pipe near column H 16

Material Location	Elevation 15 number 4 heater drip pipe near column H 16
Suspect Material Quantity	50

Elevation 28 E. of boiler platform

Material Location	Elevation 28 E. of boiler platform
Suspect Material Quantity	260

Highest Elevation

Material Location	Highest Elevation
Suspect Material Quantity	60

Elevation 41

Material Location	Elevation 41
Suspect Material Quantity	10

Elevation 117

Material Location	Elevation 117
Suspect Material Quantity	20
Homogeneous Area	Elevation 15 number 4 heater drip pipe near column H 16, Elevation 28 E. of boiler platform, Highest Elevation , Elevation 41, Elevation 117
Total Approximate Quantity	400 LF
Condition	Good
Friability	Friable
Material Type	TSI
NESHAP Category	RACM
MD	12” OD TSI Pipe Insulation with Metal Jacket
Last Sample	U3-E28-025D
TC	(4)

Positive, (3), U3-E15-026C, 12” OD TSI Pipe Elbow , Accessible

Representative Photos



U3-E15-O26A

Sample Number	U3-E15-O26A
Sample Location	Elevation 15 pipe elbow near column 16

Sample Location Photo



U3-E15-026B

Sample Number	U3-E15-026B
Sample Location	Elevation 15 number 4 heater drip line pipe elbow

Sample Location Photo



U3-E15-026C

Sample Number	U3-E15-026C
Sample Location	Elevation 15 pipe insulation elbow north of condenser number 3

Sample Location Photo



MATERIAL INFORMATION

Material Description	12” OD TSI Pipe Elbow
Accessible Material	Accessible
Positive for Asbestos	Positive
Asbestos Type	15% Amosite 40% Chrysotile
Unit	Each

Elevation 15 pipe insulation elbow near column H 16

Material Location	Elevation 15 pipe insulation elbow near column H 16
Suspect Material Quantity	7

Highest Elevation

Material Location	Highest Elevation
Suspect Material Quantity	7

Elevation 117

Material Location	Elevation 117
Suspect Material Quantity	4
Homogeneous Area	Elevation 15 pipe insulation elbow near column H 16, Highest Elevation , Elevation 117
Total Approximate Quantity	18 Each
Condition	Good
Friability	Friable
Material Type	TSI

NESHAP Category	RACM
MD	12” OD TSI Pipe Elbow
Last Sample	U3-E15-026C
TC	(3)

Positive, (3), U3-E41-027C, 10” OD TSI Pipe Elbow , Accessible

Representative Photos



U3-E15-027A

Sample Number	U3-E15-027A
Sample Location	Elevation 15 psi pipe elbow insulation on unit for heater drip pipe

Sample Location Photo	

U3-E28-027B

Sample Number	U3-E28-027B
Sample Location	Elevation 28 near condenser Southside
Sample Location Photo	

U3-E41-027C

Sample Number	U3-E41-027C
Sample Location	Elevation 41 near column J 17

Sample Location Photo



MATERIAL INFORMATION

Material Description	10” OD TSI Pipe Elbow
Accessible Material	Accessible
Positive for Asbestos	Positive
Asbestos Type	30% Amosite 30% Chrysotile 5% Crocidolite
Unit	Each

Elevation 15 unit for heater drip pipe pipe elbow insulation

Material Location	Elevation 15 unit for heater drip pipe pipe elbow insulation
Suspect Material Quantity	7

Elevation 28 southside of condenser

Material Location	Elevation 28 southside of condenser

Elevation 41 near column J 17

Material Location	Elevation 41 near column J 17

Intermediate level between highest elevation and E130

Material Location	Intermediate level between highest elevation and E130
Suspect Material Quantity	5

Elevation 94

Material Location	Elevation 94

Suspect Material Quantity	2

Elevation 65

Material Location	Elevation 65
Suspect Material Quantity	9

Elevation 85

Material Location	Elevation 85
Suspect Material Quantity	3
Homogeneous Area	Elevation 15 unit for heater drip pipe pipe elbow insulation, Elevation 28 southside of condenser, Elevation 41 near column J 17, Intermediate level between highest elevation and E130 , Elevation 94, Elevation 65, Elevation 85
Total Approximate Quantity	26 Each
Condition	Good
Friability	Friable
Material Type	TSI
NESHAP Category	RACM
MD	10″ OD TSI Pipe Elbow
Last Sample	U3-E41-027C
TC	(3)

Negative, (3), U3-E15-028C, CMU with Mortar, Accessible

Representative Photos



U3-E15-028A

Sample Number	U3-E15-028A

Sample Location	Elevation 15 number 3 unit 4160 V switchgear room wall
Sample Location Photo	

U3-E15-028B

Sample Number	U3-E15-028B
Sample Location	Elevation 15 number 3 unit 4160 V switchgear room wall

Sample Location Photo



U3-E15-028C

Sample Number	U3-E15-028C
Sample Location	Elevation 15 number 3 unit 4160 V switchgear room wall

Sample Location Photo



MATERIAL INFORMATION

Material Description	CMU with Mortar
Accessible Material	Accessible
Positive for Asbestos	Negative
Unit	SF

Elevation 15 number 3 unit 4160 V switchgear room wall, Unit 3/4 Control Room

Material Location	Elevation 15 number 3 unit 4160 V switchgear room wall, Unit 3/4 Control Room
Suspect Material Quantity	3500
Homogeneous Area	Elevation 15 number 3 unit 4160 V switchgear room wall, Unit 3/4 Control Room
Total Approximate Quantity	3500 SF
Condition	Good
Friability	Non-Friable
MD	CMU with Mortar
Last Sample	U3-E15-028C
TC	(3)

Positive, (1), U3-E15-029A, Large Condenser Gasket, Accessible

Representative Photos



U3-E15-029A

Sample Number	U3-E15-029A
Sample Location	Elevation 15 number 3 unit condenser at gasket

Sample Location Photo



MATERIAL INFORMATION

Material Description	Large Condenser Gasket
Accessible Material	Accessible
Positive for Asbestos	Positive
Asbestos Type	25% Chrysotile
Unit	Each

Elevation 15 unit number 3 condenser gasket

Material Location	Elevation 15 unit number 3 condenser gasket
Suspect Material Quantity	2
Homogeneous Area	Elevation 15 unit number 3 condenser gasket
Total Approximate Quantity	2 Each
Condition	Good
Friability	Non-Friable
Material Type	Misc.
NESHAP Category	Cat I
MD	Large Condenser Gasket
Last Sample	U3-E15-029A
TC	(1)

Negative, (3), U3-E15-030C, Concrete Expansion Joint, Accessible

Representative Photos



U3-E15-030A

Sample Number	U3-E15-030A
Sample Location	Elevation 15 concrete floor at joint

Sample Location Photo



U3-E15-030B

Sample Number	U3-E15-030B
Sample Location	Elevation 15 concrete floor at joint

Sample Location Photo



U3-E15-030C

Sample Number	U3-E15-030C
Sample Location	Elevation 15 concrete floor at joint

Sample Location Photo



MATERIAL INFORMATION

Material Description	Concrete Expansion Joint
Accessible Material	Accessible
Positive for Asbestos	Negative
Unit	SF

Elevation 15 concrete floor at joint

Material Location	Elevation 15 concrete floor at joint
Suspect Material Quantity	50
Homogeneous Area	Elevation 15 concrete floor at joint
Total Approximate Quantity	50 SF
Condition	Good
Friability	Non-Friable
MD	Concrete Expansion Joint
Last Sample	U3-E15-030C
TC	(3)

Negative, (3), U3-E28-031C, Small Tube Fabric Insulation with Foil Cover, Accessible

Representative Photos



U3-E15-031A

Sample Number	U3-E15-031A
Sample Location	Elevation 15 north of column H 18

Sample Location Photo



U3-E15-031B

Sample Number	U3-E15-031B
Sample Location	Elevation 15 north of column H 18

Sample Location Photo



U3-E28-031C

Sample Number	U3-E28-031C
Sample Location	Elevation 28 west of condenser

Sample Location Photo



MATERIAL INFORMATION

Material Description	Small Tube Fabric Insulation with Foil Cover
Accessible Material	Accessible
Positive for Asbestos	Negative
Unit	LF

Elevation 15 north of column H 18

Material Location	Elevation 15 north of column H 18
Suspect Material Quantity	15

Elevation 28 west of condenser

Material Location	Elevation 28 west of condenser
Suspect Material Quantity	10
Homogeneous Area	Elevation 15 north of column H 18, Elevation 28 west of condenser
Total Approximate Quantity	25 LF
Condition	Good
Friability	Friable
MD	Small Tube Fabric Insulation with Foil Cover
Last Sample	U3-E28-031C
TC	(3)

Negative, (1), U3-E15-032A, 25” OD Gasket, Accessible

Representative Photos



U3-E15-032A

Sample Number	U3-E15-032A
Sample Location	Elevation 15 south end of condenser

Sample Location Photo



MATERIAL INFORMATION

Material Description	25” OD Gasket
Accessible Material	Accessible
Positive for Asbestos	Negative
Unit	Each

Elevation 15 south end of condenser

Material Location	Elevation 15 south end of condenser
Suspect Material Quantity	1
Homogeneous Area	Elevation 15 south end of condenser
Total Approximate Quantity	1 Each
Condition	Good
Friability	Non-Friable
MD	25” OD Gasket
Last Sample	U3-E15-032A
TC	(1)

Positive, (3), U3-E41-033C, TSI Wall Insulation with Canvas, Accessible

Representative Photos



U3-E15-033A

Sample Number	U3-E15-033A
Sample Location	Elevation 15 south end at fan unit wall
Sample Location Photo	

U3-E28-033B

Sample Number	U3-E28-033B
Sample Location	Elevation 28 on boiler platform at boiler wall

Sample Location Photo	

U3-E41-033C

Sample Number	U3-E41-033C
Sample Location	Elevation 41 E. side of boiler wall
Sample Location Photo	

MATERIAL INFORMATION

Material Description	TSI Wall Insulation with Canvas
Accessible Material	Accessible

Positive for Asbestos	Positive
Asbestos Type	5% Chrysotile
Unit	SF

Elevation 15 S. end at fan unit

Material Location	Elevation 15 S. end at fan unit
Suspect Material Quantity	1000

Elevation 28 on boiler platform at boiler wall

Material Location	Elevation 28 on boiler platform at boiler wall
Suspect Material Quantity	600

Elevation 41 E. side of the boiler wall

Material Location	Elevation 41 E. side of the boiler wall
Suspect Material Quantity	1000

Elevation 117

Material Location	Elevation 117
Suspect Material Quantity	2200

Elevation 108

Material Location	Elevation 108
Suspect Material Quantity	1800

Elevation 94

Material Location	Elevation 94
Suspect Material Quantity	800

Elevation 65

Material Location	Elevation 65
Suspect Material Quantity	1500

Elevation 76

Material Location	Elevation 76
Suspect Material Quantity	500

Elevation 85

Material Location	Elevation 85
Suspect Material Quantity	2500

Mezzanine 1/Elevation 51

Material Location	Mezzanine 1/Elevation 51
Suspect Material Quantity	1400
Homogeneous Area	Elevation 15 S. end at fan unit, Elevation 28 on boiler platform at boiler wall, Elevation 41 E. side of the boiler wall, Elevation 117, Elevation 108, Elevation 94, Elevation 65, Elevation 76, Elevation 85, Mezzanine 1/Elevation 51
Total Approximate Quantity	13300 SF
Condition	Good

Friability	Friable
Material Type	TSI
NESHAP Category	RACM
MD	TSI Wall Insulation with Canvas
Last Sample	U3-E41-033C
TC	(3)

Positive, (3), U3-E108-034C, 8” OD TSI Pipe Insulation with Metal Jacket, Accessible

Representative Photos



U3-E28-034A

Sample Number	U3-E28-034A
Sample Location	Elevation 28 N. of boiler platform

Sample Location Photo	

U3-E94-034B

Sample Number	U3-E94-034B
Sample Location	Unit 3, Elevation 94, SW Corner of the Boiler
Sample Location Photo	

U3-E108-034C

Sample Number	U3-E108-034C
Sample Location	Unit 3, Elevation 108, NW Corner by the Boiler

Sample Location Photo



MATERIAL INFORMATION

Material Description	8” OD TSI Pipe Insulation with Metal Jacket
Accessible Material	Accessible
Positive for Asbestos	Positive
Asbestos Type	10% Amosite 5% Chrysotile
Unit	LF

Elevation 28 N. of boiler platform

Material Location	Elevation 28 N. of boiler platform
Suspect Material Quantity	195

Unit 3 - Elevation 94, Elevation 108

Material Location	Unit 3 - Elevation 94, Elevation 108
Suspect Material Quantity	25

Highest Elevation

Material Location	Highest Elevation
Suspect Material Quantity	42

Intermediate level between highest elevation and E130

Material Location	Intermediate level between highest elevation and E130
Suspect Material Quantity	40

Elevation 41

Material Location	Elevation 41
Suspect Material Quantity	255

Elevation 15

Material Location	Elevation 15

Suspect Material Quantity	80

Elevation 108

Material Location	Elevation 108
Suspect Material Quantity	8

Elevation 94

Material Location	Elevation 94
Suspect Material Quantity	60

Elevation 65

Material Location	Elevation 65
Suspect Material Quantity	78

Elevation 85

Material Location	Elevation 85
Suspect Material Quantity	80
Homogeneous Area	Elevation 28 N. of boiler platform, Unit 3 - Elevation 94, Elevation 108, Highest Elevation , Intermediate level between highest elevation and E130 , Elevation 41, Elevation 15, Elevation 108, Elevation 94, Elevation 65, Elevation 85
Total Approximate Quantity	863 LF
Condition	Good
Friability	Friable
Material Type	TSI
NESHAP Category	RACM
MD	8” OD TSI Pipe Insulation with Metal Jacket
Last Sample	U3-E108-034C
TC	(3)

Positive, (3), U3-E28-035C, 2” OD TSI Pipe Insulation with Metal Jacket, Accessible

Representative Photos



U3-E28-035A

Sample Number	U3-E28-035A
Sample Location	Elevation 28 between boiler platform and condenser

Sample Location Photo	

U3-E28-035B

Sample Number	U3-E28-035B
Sample Location	Elevation 28 between boiler platform and condenser
Sample Location Photo	

U3-E28-035C

Sample Number	U3-E28-035C
Sample Location	Elevation 28 between boiler platform and condenser

Sample Location Photo



MATERIAL INFORMATION

Material Description	2” OD TSI Pipe Insulation with Metal Jacket
Accessible Material	Accessible
Positive for Asbestos	Positive
Asbestos Type	15% Amosite 5% Chrysotile
Unit	LF

Elevation 28 between boiler platform and condenser

Material Location	Elevation 28 between boiler platform and condenser
Suspect Material Quantity	30
Homogeneous Area	Elevation 28 between boiler platform and condenser
Total Approximate Quantity	30 LF
Condition	Good
Friability	Friable
Material Type	TSI
NESHAP Category	RACM
MD	2” OD TSI Pipe Insulation with Metal Jacket
Last Sample	U3-E28-035C
TC	(3)

Positive, (3), U3-E28-036C, 2” OD TSI Pipe Elbow , Accessible

Representative Photos



U3-E28-036A

Sample Number	U3-E28-036A
Sample Location	Elevation 28 between boiler platform and condenser

Sample Location Photo	

U3-E28-036B

Sample Number	U3-E28-036B
Sample Location	Elevation 28 between boiler platform and condenser
Sample Location Photo	

U3-E28-036C

Sample Number	U3-E28-036C
Sample Location	Elevation 28 between boiler platform and condenser

Sample Location Photo



MATERIAL INFORMATION

Material Description	2” OD TSI Pipe Elbow
Accessible Material	Accessible
Positive for Asbestos	Positive
Asbestos Type	30% Amosite 40% Chrysotile
Unit	Each

Elevation 28 between boiler platform and condenser

Material Location	Elevation 28 between boiler platform and condenser
Suspect Material Quantity	2
Homogeneous Area	Elevation 28 between boiler platform and condenser
Total Approximate Quantity	2 Each
Condition	Good
Friability	Friable
Material Type	TSI
NESHAP Category	RACM
MD	2” OD TSI Pipe Elbow
Last Sample	U3-E28-036C
TC	(3)

Positive, (3), U3-E28-037C, TSI Tank Insulation , Accessible

Representative Photos



U3-E28-037A

Sample Number	U3-E28-037A
Sample Location	Elevation 28 drip pot tank west of Condenser

Sample Location Photo	

U3-E28-037B

Sample Number	U3-E28-037B
Sample Location	Tank Behind Boiler, West Side
Sample Location Photo	

U3-E28-037C

Sample Number	U3-E28-037C
Sample Location	Tank Behind Boiler, West Side

MATERIAL INFORMATION

Material Description	TSI Tank Insulation
Accessible Material	Accessible
Positive for Asbestos	Positive
Asbestos Type	20% Amosite, 60% Chrysotile (Insulation) No Asbestos Detected (Wrap)
Unit	SF

Elevation 28 west of condenser

Material Location	Elevation 28 west of condenser
Suspect Material Quantity	75

Elevation 41

Material Location	Elevation 41
Suspect Material Quantity	60

Elevation 15

Material Location	Elevation 15
Suspect Material Quantity	60
Homogeneous Area	Elevation 28 west of condenser, Elevation 41, Elevation 15
Total Approximate Quantity	195 SF
Condition	Good
Friability	Friable
Material Type	TSI
NESHAP Category	RACM
MD	TSI Tank Insulation
Last Sample	U3-E28-037C
TC	(3)

Positive, (3), U3-E28-038C, TSI Heat Exchanger Insulation , Accessible

Representative Photos



U3-E28-038A

Sample Number	U3-E28-038A
Sample Location	Elevation 28 east of boiler platform number 5 heat exchanger
Sample Location Photo	

U3-E28-038B

Sample Number	U3-E28-038B
Sample Location	Elevation 28 W. of boiler platform heat exchanger number 6
Sample Location Photo	

U3-E28-038C

Sample Number	U3-E28-038C
Sample Location	Elevation 28 E. of boiler platform heat exchanger number 6
Sample Location Photo	

MATERIAL INFORMATION

Material Description	TSI Heat Exchanger Insulation
Accessible Material	Accessible
Positive for Asbestos	Positive
Asbestos Type	20% Amosite 50% Chrysotile
Unit	SF

Elevation 28 east of boiler unit at heat exchangers

Material Location	Elevation 28 east of boiler unit at heat exchangers
Suspect Material Quantity	700
Homogeneous Area	Elevation 28 east of boiler unit at heat exchangers
Total Approximate Quantity	700 SF
Condition	Good
Friability	Friable
Material Type	TSI
NESHAP Category	RACM
MD	TSI Heat Exchanger Insulation
Last Sample	U3-E28-038C
TC	(3)

Negative, (2), U3-E28-039B, Black Vibration Joint, Accessible

Representative Photos	

U3-E28-039A

Sample Number	U3-E28-039A
Sample Location	Elevation 28 fan dampener near boiler
Sample Location Photo	

U3-E28-039B

Sample Number	U3-E28-039B
Sample Location	Elevation 28 fan dampener near boiler, SE side

Sample Location Photo



MATERIAL INFORMATION

Material Description	Black Vibration Joint
Accessible Material	Accessible
Positive for Asbestos	Negative
Unit	SF

Elevation 28 at fan dampner Near boiler

Material Location	Elevation 28 at fan dampner Near boiler
Suspect Material Quantity	120

Mezzanine 1/Elevation 51

Material Location	Mezzanine 1/Elevation 51
Suspect Material Quantity	150
Homogeneous Area	Elevation 28 at fan dampner Near boiler, Mezzanine 1/Elevation 51
Total Approximate Quantity	270 SF
Condition	Good
Friability	Non-Friable
MD	Black Vibration Joint
Last Sample	U3-E28-039B
TC	(2)

Negative, (1), U3-E28-040A, Fabric Joint, Accessible

Representative Photos	

U3-E28-040A

Sample Number	U3-E28-040A
Sample Location	Elevation 28 at Fan dampener near boiler
Sample Location Photo	

MATERIAL INFORMATION

Material Description	Fabric Joint
Accessible Material	Accessible
Positive for Asbestos	Negative
Unit	LF

Elevation 28 at Fan dampener near boiler

Material Location	Elevation 28 at Fan dampener near boiler

Suspect Material Quantity	200

Mezzanine 1/Elevation 51

Material Location	Mezzanine 1/Elevation 51
Suspect Material Quantity	100
Homogeneous Area	Elevation 28 at Fan dampener near boiler, Mezzanine 1/Elevation 51
Total Approximate Quantity	300 LF
Condition	Good
Friability	Friable
MD	Fabric Joint
Last Sample	U3-E28-040A
TC	(1)

Negative, (1), U3-E28-041A, 4” OD Black Gasket , Accessible

Representative Photos



U3-E28-041A

Sample Number	U3-E28-041A
Sample Location	Elevation 28 S. Of condenser

Sample Location Photo



MATERIAL INFORMATION

Material Description	4” OD Black Gasket
Accessible Material	Accessible
Positive for Asbestos	Negative
Unit	Each

Elevation 28 S. of condenser

Material Location	Elevation 28 S. of condenser
Homogeneous Area	Elevation 28 S. of condenser
Total Approximate Quantity	NaN Each
Condition	Good
Friability	Non-Friable
MD	4” OD Black Gasket
Last Sample	U3-E28-041A
TC	(1)

Negative, (1), U3-E28-042A, 3” OD Black Gasket , Accessible

Representative Photos



U3-E28-042A

Sample Number	U3-E28-042A
Sample Location	Elevation 28 S. of condenser

Sample Location Photo



MATERIAL INFORMATION

Material Description	3” OD Black Gasket
Accessible Material	Accessible
Positive for Asbestos	Negative
Unit	Each

Elevation 28 S. of condenser

Material Location	Elevation 28 S. of condenser
Homogeneous Area	Elevation 28 S. of condenser
Total Approximate Quantity	NaN Each
Friability	Non-Friable
MD	3” OD Black Gasket
Last Sample	U3-E28-042A
TC	(1)

Negative, (1), U3-E28-043A, 6” OD Green Gasket , Accessible

Representative Photos



U3-E28-043A

Sample Number	U3-E28-043A
Sample Location	Elevation 28 S. of condenser

Sample Location Photo



MATERIAL INFORMATION

Material Description	6” OD Green Gasket
Accessible Material	Accessible
Positive for Asbestos	Negative
Unit	Each

Elevation 28 S. of condenser

Material Location	Elevation 28 S. of condenser
Homogeneous Area	Elevation 28 S. of condenser
Total Approximate Quantity	NaN Each
Condition	Good
Friability	Non-Friable
MD	6” OD Green Gasket
Last Sample	U3-E28-043A
TC	(1)

Negative, (1), U3-E28-044A, 16” OD Black Gasket, Accessible

Representative Photos



U3-E28-044A

Sample Number	U3-E28-044A
Sample Location	Elevation 28 number to FW heater and let bypass valve

Sample Location Photo



MATERIAL INFORMATION

Material Description	16” OD Black Gasket
Accessible Material	Accessible
Positive for Asbestos	Negative

Elevation 28 S. of condenser near number to FW heater and let bypass control valve

Material Location	Elevation 28 S. of condenser near number to FW heater and let bypass control valve
Homogeneous Area	Elevation 28 S. of condenser near number to FW heater and let bypass control valve
Condition	Good
Friability	Non-Friable
MD	16” OD Black Gasket
Last Sample	U3-E28-044A
TC	(1)

Negative, (1), U3-E28-045A, 10” OD White Gasket, Accessible

Representative Photos



U3-E28-045A

Sample Number	U3-E28-045A
Sample Location	Elevation 28 near column F 22

Sample Location Photo



MATERIAL INFORMATION

Material Description	10” OD White Gasket
Accessible Material	Accessible
Positive for Asbestos	Negative
Unit	Each

Elevation 28 near column F 22

Material Location	Elevation 28 near column F 22
Homogeneous Area	Elevation 28 near column F 22
Total Approximate Quantity	NaN Each
Condition	Good
Friability	Non-Friable
MD	10” OD White Gasket
Last Sample	U3-E28-045A
TC	(1)

Negative, (1), U3-E28-046A, 8” OD White Gasket , Accessible

Representative Photos



U3-E28-046A

Sample Number	U3-E28-046A
Sample Location	Elevation 28 near column F 22

Sample Location Photo



MATERIAL INFORMATION

Material Description	8” OD White Gasket
Accessible Material	Accessible
Positive for Asbestos	Negative

Elevation 28 near column F 22

Material Location	Elevation 28 near column F 22
Homogeneous Area	Elevation 28 near column F 22
Condition	Good
Friability	Non-Friable
MD	8” OD White Gasket
Last Sample	U3-E28-046A
TC	(1)

Negative, (2), U3-E41-047B, Cove Base, Brown, Accessible

Representative Photos



U3-E41-047A

Sample Number	U3-E41-047A
Sample Location	Elevation 41 unit 3/4 control room wall base

Sample Location Photo	

U3-E41-047B

Sample Number	U3-E41-047B
Sample Location	Elevation 41 unit 3/4 control room, East wall
Sample Location Photo	

MATERIAL INFORMATION

Material Description	Cove Base, Brown
Accessible Material	Accessible

Positive for Asbestos	Negative
Unit	LF

Elevation 41 unit 3/4 control room wall base

Material Location	Elevation 41 unit 3/4 control room wall base
Suspect Material Quantity	50
Homogeneous Area	Elevation 41 unit 3/4 control room wall base
Total Approximate Quantity	50 LF
Condition	Good
Friability	Non-Friable
MD	Cove Base, Brown
Last Sample	U3-E41-047B
TC	(2)

Negative, (2), U3-E41-048B, Carpet Glue, Accessible

Representative Photos



U3-E41-048A

Sample Number	U3-E41-048A
Sample Location	Elevation 41, Unit 3/4, Control Room, West Wall by Entry

Sample Location Photo



U3-E41-048B

Sample Number	U3-E41-048B
Sample Location	Elevation 41, Unit 3/4, Control Room, Center

Sample Location Photo





MATERIAL INFORMATION

Material Description	Carpet Glue
Accessible Material	Accessible
Positive for Asbestos	Negative
Unit	SF

Elevation 41 unit 3/4 control room floor under carpet and upstairs office

Material Location	Elevation 41 unit 3/4 control room floor under carpet and upstairs office
Suspect Material Quantity	750
Homogeneous Area	Elevation 41 unit 3/4 control room floor under carpet and upstairs office
Total Approximate Quantity	750 SF
Condition	Good

Friability	Non-Friable
MD	Carpet Glue
Last Sample	U3-E41-048B
TC	(2)

Negative, (2), U3-E41-049B, Linoleum with Subfloor Material , Accessible

Representative Photos



U3-E41-049A

Sample Number	U3-E41-049A
Sample Location	Elevation 41 unit 3/4 control room floor

Sample Location Photo	

U3-E41-049B

Sample Number	U3-E41-049B
Sample Location	Elevation 41 unit 3/4 control room floor, East side
Sample Location Photo	

MATERIAL INFORMATION

Material Description	Linoleum with Subfloor Material
Accessible Material	Accessible

Positive for Asbestos	Negative
Unit	SF

Elevation 41 unit 3/4 control room floor

Material Location	Elevation 41 unit 3/4 control room floor
Homogeneous Area	Elevation 41 unit 3/4 control room floor
Total Approximate Quantity	NaN SF
Condition	Good
Friability	Non-Friable
MD	Linoleum with Subfloor Material
Last Sample	U3-E41-049B
TC	(2)

Negative, (2), U3-E41-050B, 12” Acoustic Ceiling Tile (concealed spline), Accessible

Representative Photos



U3-E41-050A

Sample Number	U3-E41-050A
Sample Location	Elevation 41 unit 3/4 control room ceiling

Sample Location Photo	

U3-E41-050B

Sample Number	U3-E41-050B
Sample Location	Elevation 41 unit 3/4 control, East Sise
Sample Location Photo	

MATERIAL INFORMATION

Material Description	12” Acoustic Ceiling Tile (concealed spline)
Accessible Material	Accessible
Positive for Asbestos	Negative
Unit	SF

Elevation 41 unit 3/4 control room ceiling

Material Location	Elevation 41 unit 3/4 control room ceiling

Homogeneous Area	Elevation 41 unit 3/4 control room ceiling
Total Approximate Quantity	NaN SF
Condition	Good
Friability	Friable
MD	12” Acoustic Ceiling Tile (concealed spline)
Last Sample	U3-E41-050B
TC	(2)

Negative, (2), U3-E41-051B, 2’ X 4’ Acoustic Ceiling Panels, Accessible

Representative Photos



U3-E41-051A

Sample Number	U3-E41-051A
Sample Location	Elevation 41 unit 3/4 control room ceiling

Sample Location Photo	

U3-E41-051B

Sample Number	U3-E41-051B
Sample Location	Elevation 41 unit 3/4 control, East Side
Sample Location Photo	

MATERIAL INFORMATION

Material Description	2’ X 4’ Acoustic Ceiling Panels
Accessible Material	Accessible
Positive for Asbestos	Negative
Unit	SF

Elevation 41 unit 3/4 control room ceiling

Material Location	Elevation 41 unit 3/4 control room ceiling

Homogeneous Area	Elevation 41 unit 3/4 control room ceiling
Total Approximate Quantity	NaN SF
Condition	Good
Friability	Friable
MD	2’ X 4’ Acoustic Ceiling Panels
Last Sample	U3-E41-051B
TC	(2)

Negative, (3), U3-E41-052C, Plaster, Accessible

Representative Photos



U3-E41-052A

Sample Number	U3-E41-052A
Sample Location	Elevation 41 unit 3/4 control room wall

Sample Location Photo	

U3-E41-052B

Sample Number	U3-E41-052B
Sample Location	Elevation 41 unit 3/4 control, East Wall
Sample Location Photo	

U3-E41-052C

Sample Number	U3-E41-052C
Sample Location	Elevation 41 unit 3/4 control Room, SE Corner

Sample Location Photo



MATERIAL INFORMATION

Material Description	Plaster
Accessible Material	Accessible
Positive for Asbestos	Negative
Unit	SF

Level 41 unit 3/4 control room wall

Material Location	Level 41 unit 3/4 control room wall
Homogeneous Area	Level 41 unit 3/4 control room wall
Total Approximate Quantity	NaN SF
Condition	Good
Friability	Non-Friable
MD	Plaster
Last Sample	U3-E41-052C
TC	(3)

Negative, (2), U3-E41-053B, Red Vinyl Cove Base and Mastic , Accessible

Representative Photos



U3-E41-053A

Sample Number	U3-E41-053A
Sample Location	Elevation 41 Operations Office Wall Base, SE Corner

Sample Location Photo	

U3-E41-053B

Sample Number	U3-E41-053B
Sample Location	Elevation 41 operations office, SW Corner
Sample Location Photo	

MATERIAL INFORMATION

Material Description	Red Vinyl Cove Base and Mastic
Accessible Material	Accessible

Positive for Asbestos	Negative
Unit	LF

Elevation 41 operations office wall base

Material Location	Elevation 41 operations office wall base
Homogeneous Area	Elevation 41 operations office wall base
Total Approximate Quantity	NaN LF
Condition	Good
Friability	Non-Friable
MD	Red Vinyl Cove Base and Mastic
Last Sample	U3-E41-053B
TC	(2)

Positive, (3), U3-E41-054C, Spray-Applied Fireproofing , Accessible

Representative Photos



U3-E41-054A

Sample Number	U3-E41-054A
Sample Location	Elevation 41 exterior entry to operations office ceiling overhang

Sample Location Photo	

U3-E41-054B

Sample Number	U3-E41-054B
Sample Location	Elevation 41 exterior entry to operations office ceiling overhang
Sample Location Photo	

U3-E41-054C

Sample Number	U3-E41-054C
Sample Location	Elevation 41 Biohazard Closet Ceiling

Sample Location Photo



MATERIAL INFORMATION

Material Description	Spray-Applied Fireproofing
Accessible Material	Accessible
Positive for Asbestos	Positive
Asbestos Type	3% Chrysotile
Unit	SF

Elevation 41 exterior entry to operations office ceiling overhang

Material Location	Elevation 41 exterior entry to operations office ceiling overhang
Suspect Material Quantity	100
Homogeneous Area	Elevation 41 exterior entry to operations office ceiling overhang
Total Approximate Quantity	100 SF
Condition	Good
Friability	Friable
Material Type	Surfacing
NESHAP Category	RACM
MD	Spray-Applied Fireproofing
Last Sample	U3-E41-054C
TC	(3)

Negative, (2), U3-E41-055B, Tan Vinyl Cove Base with Mastic , Accessible

Representative Photos



U3-E41-055A

Sample Number	U3-E41-055A
Sample Location	Elevation 41 biohazard closet wall base

Sample Location Photo



U3-E41-055B

Sample Number	U3-E41-055B
Sample Location	Elevation 41 biohazard closet, East Side at the Entry

Sample Location Photo



MATERIAL INFORMATION

Material Description	Tan Vinyl Cove Base with Mastic
Accessible Material	Accessible
Positive for Asbestos	Negative
Unit	LF

Elevation 41 biohazard closet wall base

Material Location	Elevation 41 biohazard closet wall base
Homogeneous Area	Elevation 41 biohazard closet wall base
Total Approximate Quantity	NaN LF
Condition	Good
MD	Tan Vinyl Cove Base with Mastic
Last Sample	U3-E41-055B
TC	(2)

Negative, (3), U3-E41-056C, Drywall with Joint Compound , Accessible

Representative Photos	

U3-E41-056A

Sample Number	U3-E41-056A
Sample Location	Elevation 41 unit 3/4 control room office upstairs walls
Sample Location Photo	

U3-E41-056B

Sample Number	U3-E41-056B
Sample Location	Elevation 41 unit 3/4 control room office upstairs walls

Sample Location Photo



U3-E41-056C

Sample Number	U3-E41-056C
Sample Location	Elevation 41 unit 3/4 control room office upstairs walls

Sample Location Photo



MATERIAL INFORMATION

Material Description	Drywall with Joint Compound
Accessible Material	Accessible
Positive for Asbestos	Negative
Unit	SF

Elevation 41 unit 3/4 control room office upstairs walls

Material Location	Elevation 41 unit 3/4 control room office upstairs walls
Homogeneous Area	Elevation 41 unit 3/4 control room office upstairs walls
Total Approximate Quantity	NaN SF
Condition	Good
Friability	Non-Friable
MD	Drywall with Joint Compound
Last Sample	U3-E41-056C
TC	(3)

Positive, (1), U3-E41-057A, Access Hatch Rope Gasket, Accessible

Representative Photos



U3-E41-057A

Sample Number	U3-E41-057A
Sample Location	Elevation 41 east side of boiler at access hatch

Sample Location Photo



MATERIAL INFORMATION

Material Description	Access Hatch Rope Gasket
Accessible Material	Accessible
Positive for Asbestos	Positive
Asbestos Type	90% Chrysotile
Unit	Each

Elevation 28 east side of boiler at access hatch

Material Location	Elevation 28 east side of boiler at access hatch
Suspect Material Quantity	6

Elevation 117

Material Location	Elevation 117
Suspect Material Quantity	3

Elevation 108

Material Location	Elevation 108
Suspect Material Quantity	4

Elevation 94

Material Location	Elevation 94
Suspect Material Quantity	5

Elevation 76

Material Location	Elevation 76
Suspect Material Quantity	4

Elevation 85

Material Location	Elevation 85
Suspect Material Quantity	2

Mezzanine 1/Elevation 51

Material Location	Mezzanine 1/Elevation 51
Suspect Material Quantity	2
Homogeneous Area	Elevation 28 east side of boiler at access hatch, Elevation 117, Elevation 108, Elevation 94, Elevation 76, Elevation 85, Mezzanine 1/Elevation 51
Total Approximate Quantity	26 Each
Condition	Good
Friability	Non-Friable
Material Type	Misc.
NESHAP Category	Cat I
MD	Access Hatch Rope Gasket
Last Sample	U3-E41-057A
TC	(1)

Negative, (3), U3-E41-058C, Boiler Refractory Material , Accessible

Representative Photos



U3-E41-058A

Sample Number	U3-E41-058A
Sample Location	Elevation 41 inside boiler

Sample Location Photo



U3-E41-058B

Sample Number	U3-E41-058B
Sample Location	Elevation 41 inside boiler

Sample Location Photo



U3-E41-058C

Sample Number	U3-E41-058C
Sample Location	Elevation 41 inside boiler

Sample Location Photo



MATERIAL INFORMATION

Material Description	Boiler Refractory Material
Accessible Material	Accessible
Positive for Asbestos	Negative
Unit	SF

Elevation 41 inside boiler

Material Location	Elevation 41 inside boiler
Suspect Material Quantity	125000
Homogeneous Area	Elevation 41 inside boiler
Total Approximate Quantity	125000 SF
Condition	Good
Friability	Friable
MD	Boiler Refractory Material
Last Sample	U3-E41-058C
TC	(3)

Positive, (3), U3-E41-059C, Spray-Applied Coating, Accessible

Representative Photos



U3-E41-059A

Sample Number	U3-E41-059A
Sample Location	Elevation 41 turbine interior surfaces

Sample Location Photo



U3-E41-059B

Sample Number	U3-E41-059B
Sample Location	Elevation 41 interior turbine surfaces

Sample Location Photo



U3-E41-059C

Sample Number	U3-E41-059C
Sample Location	Elevation 41 interior turbine surfaces

Sample Location Photo



MATERIAL INFORMATION

Material Description	Spray-Applied Coating
Accessible Material	Accessible
Positive for Asbestos	Positive
Asbestos Type	4% Chrysotile
Unit	SF

Elevation 41 interior turbine surfaces

Material Location	Elevation 41 interior turbine surfaces
Suspect Material Quantity	2400
Homogeneous Area	Elevation 41 interior turbine surfaces
Total Approximate Quantity	2400 SF
Condition	Good
Friability	Friable
Material Type	Surfacing
NESHAP Category	RACM
MD	Spray-Applied Coating
Last Sample	U3-E41-059C
TC	(3)

Negative, (3), U3-E41-060C, 48” OD TSI Pipe Elbow, Accessible

Representative Photos	

U3-E41-060A

Sample Number	U3-E41-060A
Sample Location	Elevation 41 turbine pipe elbows
Sample Location Photo	

U3-E41-060B

Sample Number	U3-E41-060B
Sample Location	Elevation 41 turbine pipe elbows

Sample Location Photo



U3-E41-060C

Sample Number	U3-E41-060C
Sample Location	Elevation 41 at turbine pipe elbows

Sample Location Photo



MATERIAL INFORMATION

Material Description	48” OD TSI Pipe Elbow
Accessible Material	Accessible
Positive for Asbestos	Negative
Unit	Each

Elevation 41 at turbine pipe elbows

Material Location	Elevation 41 at turbine pipe elbows
Suspect Material Quantity	12
Homogeneous Area	Elevation 41 at turbine pipe elbows
Total Approximate Quantity	12 Each
Condition	Good
Friability	Friable
MD	48” OD TSI Pipe Elbow
Last Sample	U3-E41-060C
TC	(3)

Negative, (3), U3-E41-061C, 48” OD TSI Pipe Insulation with Metal Jacket , Accessible

Representative Photos	

U3-E41-061A

Sample Number	U3-E41-061A
Sample Location	Elevation 41 turbine pipe runs
Sample Location Photo	

U3-E41-061B

Sample Number	U3-E41-061B
Sample Location	Elevation 41 at Turbine TSI pipe runs

Sample Location Photo	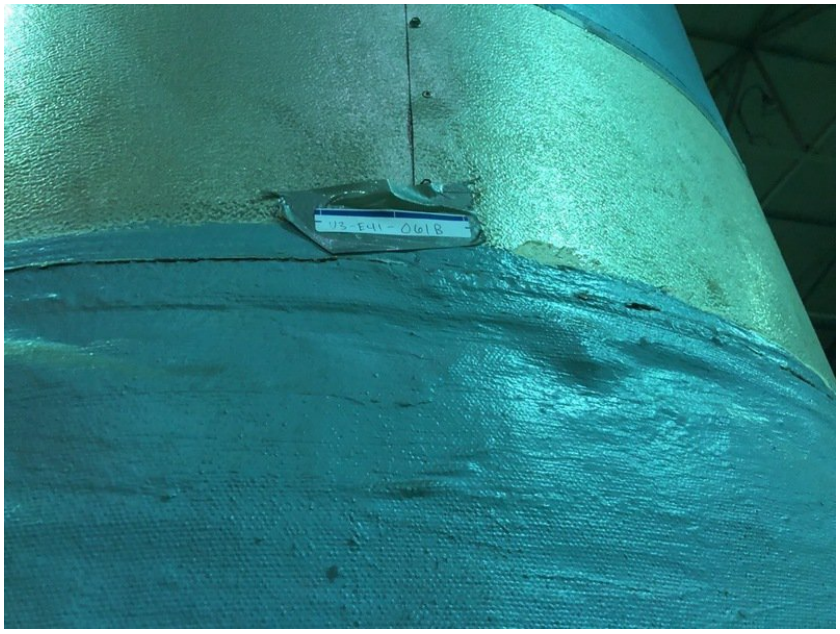

U3-E41-061C

Sample Number	U3-E41-061C
Sample Location	Elevation 41 at turbine TSI pipe runs
Sample Location Photo	

MATERIAL INFORMATION

Material Description	48” OD TSI Pipe Insulation with Metal Jacket
Accessible Material	Accessible
Positive for Asbestos	Negative
Unit	LF

Elevation 41 turbine pipe runs

Material Location	Elevation 41 turbine pipe runs

Suspect Material Quantity	120
Homogeneous Area	Elevation 41 turbine pipe runs
Total Approximate Quantity	120 LF
Condition	Good
Friability	Friable
MD	48” OD TSI Pipe Insulation with Metal Jacket
Last Sample	U3-E41-061C
TC	(3)

Negative, (1), U3-E41-062A, White Large Oval Man Way Gasket, Accessible

Representative Photos



U3-E41-062A

Sample Number	U3-E41-062A
Sample Location	Elevation 41 at turbine man way opening

Sample Location Photo



MATERIAL INFORMATION

Material Description	White Large Oval Man Way Gasket
Accessible Material	Accessible
Positive for Asbestos	Negative
Unit	Each

Elevation 41 at turbine

Material Location	Elevation 41 at turbine
Homogeneous Area	Elevation 41 at turbine
Total Approximate Quantity	NaN Each
Condition	Good
MD	White Large Oval Man Way Gasket
Last Sample	U3-E41-062A
TC	(1)

Negative, (1), U3-E41-063A, Large Oval Green Man Way Gasket, Accessible

Representative Photos	

U3-E41-063A

Sample Number	U3-E41-063A
Sample Location	Elevation 41 turbine man way opening
Sample Location Photo	

MATERIAL INFORMATION

Material Description	Large Oval Green Man Way Gasket
Accessible Material	Accessible
Positive for Asbestos	Negative

Elevation 41 turbine manway opening

Material Location	Elevation 41 turbine manway opening
Homogeneous Area	Elevation 41 turbine manway opening

MD	Large Oval Green Man Way Gasket
Last Sample	U3-E41-063A
TC	(1)

Positive, (3), U3-E41-064C, Insulation With Wire Mash , Accessible

Representative Photos



U3-E41-064A

Sample Number	U3-E41-064A
Sample Location	Unit 3, Elevation 41, SE Side

Sample Location Photo



U3-E41-064B

Sample Number	U3-E41-064B
Sample Location	Unit 3, Elevation 41, SE Side

Sample Location Photo	

U3-E41-064C

Sample Number	U3-E41-064C
Sample Location	Unit 3, Elevation 41, NW Corner, Above Fan
Sample Location Photo	

MATERIAL INFORMATION

Material Description	Insulation With Wire Mash
Accessible Material	Accessible
Positive for Asbestos	Positive
Asbestos Type	25% Chrysotile
Unit	SF

Unit 3, Elevation 41, South Side

Material Location	Unit 3, Elevation 41, South Side
Suspect Material Quantity	1200

Intermediate level between Highest and E130

Material Location	Intermediate level between Highest and E130
Suspect Material Quantity	400

Elevation 15

Material Location	Elevation 15
Suspect Material Quantity	1200
Homogeneous Area	Unit 3, Elevation 41, South Side , Intermediate level between Highest and E130, Elevation 15
Total Approximate Quantity	2800 SF
Condition	Damaged
Friability	Friable
Material Type	Misc.
NESHAP Category	RACM
MD	Insulation With Wire Mash
Last Sample	U3-E41-064C
TC	(3)

Positive, (3), U3-E65-065C, Insulation Behind Corrugated Metal , Accessible

Representative Photos



U3-Mez1-065A

Sample Number	U3-Mez1-065A
Sample Location	Unit 3, Mezzanine 1, NE Corner of the Boiler

Sample Location Photo





U3-Mez1-065B

Sample Number	U3-Mez1-065B
Sample Location	Unit 3, Mezzanine 1, West Wall Boiler

Sample Location Photo	

U3-E65-065C

Sample Number	U3-E65-065C
Sample Location	Unit 3, Elevation 65, Boiler NW Corner
Sample Location Photo	

MATERIAL INFORMATION

Material Description	Insulation Behind Corrugated Metal
Accessible Material	Accessible
Positive for Asbestos	Positive
Asbestos Type	30% Chrysotile
Unit	SF

Unit 3, Mezzanine 1, behind corrugated Metal

Material Location	Unit 3, Mezzanine 1, behind corrugated Metal
Suspect Material Quantity	2000
Homogeneous Area	Unit 3, Mezzanine 1, behind corrugated Metal
Total Approximate Quantity	2000 SF
Condition	Good
Friability	Friable
Material Type	TSI
NESHAP Category	RACM
MD	Insulation Behind Corrugated Metal
Last Sample	U3-E65-065C
TC	(3)

Negative, (2), U3-E65-066B, Concrete Roof , Accessible

Representative Photos



U3-E65-066A

Sample Number	U3-E65-066A
Sample Location	Unit 3, Control Room Roof, Entry by the Stairs

Sample Location Photo	

U3-E65-066B

Sample Number	U3-E65-066B
Sample Location	Unit 3, Control Room Roof, North Side
Sample Location Photo	

MATERIAL INFORMATION

Material Description	Concrete Roof
Accessible Material	Accessible
Positive for Asbestos	Negative
Unit	SF

Unit 3/4 Control Room, Roof

Material Location	Unit 3/4 Control Room, Roof

Suspect Material Quantity	3000
Homogeneous Area	Unit 3/4 Control Room, Roof
Total Approximate Quantity	3000 SF
Condition	Good
Friability	Non-Friable
MD	Concrete Roof
Last Sample	U3-E65-066B
TC	(2)

Negative, (2), U3-E85-067B, Linoleum Square Pattern , Accessible

Representative Photos



U3-E85-067A

Sample Number	U3-E85-067A
Sample Location	Unit 3, Elevation 85, Continuous Emission Monitoring System Control Cabinet, Entry

Sample Location Photo	

U3-E85-067B

Sample Number	U3-E85-067B
Sample Location	Unit 3, Elevation 85, Continuous Emission Monitoring System Control Cabinet, By the West Wall
Sample Location Photo	

MATERIAL INFORMATION

Material Description	Linoleum Square Pattern
Accessible Material	Accessible
Positive for Asbestos	Negative
Unit	SF

Unit 3, Elevation 85, Continuous Emission Monitoring System Control Cabinet

Material Location	Unit 3, Elevation 85, Continuous Emission Monitoring System Control Cabinet

Suspect Material Quantity	15
Homogeneous Area	Unit 3, Elevation 85, Continuous Emission Monitoring System Control Cabinet
Total Approximate Quantity	15 SF
Condition	Good
Friability	Non-Friable
MD	Linoleum Square Pattern
Last Sample	U3-E85-067B
TC	(2)

Negative, (1), U3-E85-068A, Rope Gasket on Manway Access Panel, Accessible

Representative Photos



U3-E85-068A

Sample Number	U3-E85-068A
Sample Location	Unit 3, Elevation 85, SW Side by the Building Exterior Area Access Door

Sample Location Photo



MATERIAL INFORMATION

Material Description	Rope Gasket on Manway Access Panel
Accessible Material	Accessible
Positive for Asbestos	Negative
Unit	LF

Unit 3, Elevation 85, South Side by the Access to the Stack

Material Location	Unit 3, Elevation 85, South Side by the Access to the Stack
Suspect Material Quantity	32
Homogeneous Area	Unit 3, Elevation 85, South Side by the Access to the Stack
Total Approximate Quantity	32 LF
Condition	Good
Friability	Friable
MD	Rope Gasket on Manway Access Panel
Last Sample	U3-E85-068A
TC	(1)

Negative, (2), U3-E85-069B, 4” Cream Vinyl Covebase and Adhesive , Accessible

Representative Photos	

U3-E85-069A

Sample Number	U3-E85-069A
Sample Location	Unit 3, Elevation 85, Continuous Emission Monitoring System Control Cabinet, East Wall by the Entry
Sample Location Photo	

U3-E85-069B

Sample Number	U3-E85-069B
Sample Location	Unit 3, Elevation 85, Continuous Emission Monitoring System Control Cabinet, West Wall

Sample Location Photo



MATERIAL INFORMATION

Material Description	4” Cream Vinyl Covebase and Adhesive
Accessible Material	Accessible
Positive for Asbestos	Negative
Unit	LF

Unit 3, Elevation 85, Continuous Emission Monitoring System Control Cabinet

Material Location	Unit 3, Elevation 85, Continuous Emission Monitoring System Control Cabinet
Suspect Material Quantity	8
Homogeneous Area	Unit 3, Elevation 85, Continuous Emission Monitoring System Control Cabinet
Total Approximate Quantity	8 LF
Condition	Good
Friability	Non-Friable
MD	4” Cream Vinyl Covebase and Adhesive
Last Sample	U3-E85-069B
TC	(2)

Positive, (3), U3-E130-070C, 8” OD TSI Pipe Elbow , Accessible

Representative Photos	

U3-E94-070A

Sample Number	U3-E94-070A
Sample Location	Unit 3, Elevation 94, SW Corner of the Boiler
Sample Location Photo	

U3-E130-070B

Sample Number	U3-E130-070B
Sample Location	Unit 3, Elevation 130, NE Corner of the Boiler

Sample Location Photo	

U3-E130-070C

Sample Number	U3-E130-070C
Sample Location	Unit 3, Elevation 130, NW Corner of the Boiler
Sample Location Photo	

MATERIAL INFORMATION

Material Description	8” OD TSI Pipe Elbow
Accessible Material	Accessible
Positive for Asbestos	Positive
Asbestos Type	60% Amosite (Insulation) No Asbestos Detected (Wrap and Mastic)
Unit	Each

Unit 3, Elevation 94 NW Corner of the Boiler

Material Location	Unit 3, Elevation 94 NW Corner of the Boiler
Suspect Material Quantity	3

Unit 3, Elevation 130

Material Location	Unit 3, Elevation 130
Suspect Material Quantity	8

Highest Elevation

Material Location	Highest Elevation
Suspect Material Quantity	11

Elevation 41

Material Location	Elevation 41
Suspect Material Quantity	5

Elevation 28

Material Location	Elevation 28
Suspect Material Quantity	4

Elevation 15

Material Location	Elevation 15
Suspect Material Quantity	2

Elevation 94

Material Location	Elevation 94
Suspect Material Quantity	10

Elevation 65

Material Location	Elevation 65
Suspect Material Quantity	4

Elevation 85

Material Location	Elevation 85
Suspect Material Quantity	3
Homogeneous Area	Unit 3, Elevation 94 NW Corner of the Boiler , Unit 3, Elevation 130, Highest Elevation , Elevation 41, Elevation 28, Elevation 15, Elevation 94, Elevation 65, Elevation 85
Total Approximate Quantity	50 Each
Condition	Good
Friability	Friable
Material Type	TSI
NESHAP Category	RACM
MD	8” OD TSI Pipe Elbow
Last Sample	U3-E130-070C
TC	(3)

Positive, (1), U3-E28-071A, Fire Door Insulation , Accessible

Representative Photos





U3-E28-071A

Sample Number	U3-E28-071A
Sample Location	Electrical Room

Sample Location Photo



MATERIAL INFORMATION

Material Description	Fire Door Insulation
Accessible Material	Accessible
Positive for Asbestos	Positive
Asbestos Type	70% Chrysotile
Unit	Each

Highest Elevation

Material Location	Highest Elevation
Suspect Material Quantity	1

Elevation 94

Material Location	Elevation 94
Suspect Material Quantity	1

Elevation 85

Material Location	Elevation 85
Suspect Material Quantity	1

Elevation 41

Material Location	Elevation 41
Suspect Material Quantity	2

Elevation 15

Material Location	Elevation 15
Suspect Material Quantity	7

Elevation 6

Material Location	Elevation 6
Suspect Material Quantity	1

Homogeneous Area	Highest Elevation , Elevation 94, Elevation 85, Elevation 41, Elevation 15, Elevation 6
Total Approximate Quantity	13 Each
Condition	Good
Friability	Friable
Material Type	Misc.
NESHAP Category	RACM
MD	Fire Door Insulation
Last Sample	U3-E28-071A
TC	(1)

GENERAL INFORMATION

Sample Location Diagrams	
Samples Submitted	Yes
timezone	America/Los_Angeles
Generate COC	Yes

COC SECTION

1) Fill in information in this section and sign in the signature field; 2) Use the built-in generate report icon bottom left corner (iOS) in order to generate a COC.

Relinquished By	Chris Blake

COC Signature



Signed 2019-09-24 00:04:50 UTC

Asbestos Requested TAT	5 DAY
Asbestos Special Instructions	N/A
Asbestos Analytical Method	PLM EPA 600/R-93/116
Email Results	kbhatt@trccompanies.com, mlcampbell@trccompanies.com, schan@trccompanies.com, tgaines@trccompanies.com, Cblake@trccompanies.com
TRC Office Address	17911 Von Karman Avenue, Suite 400, Irvine, CA 92614

REPORT SECTION

Report generation is under development. If you have questions please contact Heath Howard at hhoward@trcsolutions.com.	
Email for Report Delivery	Mlcampbell@trcsolutions.com
Compile Generic Report	N/A
Compile Walmart Report	N/A

Morro Bay Unit 4 - Pre-Demo ACM Survey

Created	2019-09-16 09:06:03 PDT by Sabrina Chan
Updated	2019-10-18 16:01:47 PDT by Sabrina Chan
Location	35.3725341149, -120.858022794
Status	Report Reviewed

PROJECT INFORMATION

Project Name	Morro Bay Unit 4 - Pre-Demo ACM Survey
Property Name	Morro Bay Power Plant - Units 1, 2, 3 and 4, Warehouse, Maintenance and Administration Building
Project Address	1290 Embarcadero Morro Bay, CA 93442
TRC Project Number	330541
TRC Project Manager	M. Campbell
Inspection Start Date	2019-09-16
Inspector(s)	Tanis Gaines, Sabrina Chan, Matt Cuda, Kartik Bhatt, Hector Gonzalez, Chris Blake
Client	Dynergy/Luminant
Client Contact Name	Dianna Tickner
Client Email	Dianna.Tickner@vistraenergy.com
Client Address	1500 Eastport Plaza Drive Collinsville, Illinois 62234
Surveys Performed	Asbestos
Results Audited	Yes

ASBESTOS SECTION

Asbestos Present	Yes
Suspect Inaccessible Materials Present	No

Negative, (3), U4-E6-001C, OD10" TSI Pipe Insulation , Accessible

Representative Photos



U4-E6-001A

Sample Number	U4-E6-001A
Sample Location	Unit 4, NW Corner
Sample Location Photo	

U4-E6-001B

Sample Number	U4-E6-001B
Sample Location	Unit 4, North Wall, opposite condensate 9
Sample Location Photo	

U4-E6-001C

Sample Number	U4-E6-001C

MATERIAL INFORMATION

Material Description	OD10" TSI Pipe Insulation
Accessible Material	Accessible

Positive for Asbestos	Negative
Unit	LF

Unit 4, North Wall

Material Location	Unit 4, North Wall
Suspect Material Quantity	50

SE corner

Material Location	SE corner
Suspect Material Quantity	12
Homogeneous Area	Unit 4, North Wall , SE corner
Total Approximate Quantity	62 LF
Condition	Good
Friability	Friable
MD	OD10” TSI Pipe Insulation
Last Sample	U4-E6-001C
TC	(3)

Negative, (3), U4-E6-002C, OD6” TSI Pipe Insulation, Accessible

Representative Photos



U4-E6-002A

Sample Number	U4-E6-002A
Sample Location	Unit 4, NE Side

Sample Location Photo	

U4-E6-002B

Sample Number	U4-E6-002B
Sample Location	Unit 4, NW Corner
Sample Location Photo	

U4-E6-002C

Sample Number	U4-E6-002C
Sample Location	South end pipe run near elevator
Sample Location Photo	





MATERIAL INFORMATION

Material Description	OD6" TSI Pipe Insulation

Accessible Material	Accessible
Positive for Asbestos	Negative
Unit	LF

Unit 4, North Side

Material Location	Unit 4, North Side
Suspect Material Quantity	25
Homogeneous Area	Unit 4, North Side
Total Approximate Quantity	25 LF
Condition	Good
Friability	Friable
MD	OD6" TSI Pipe Insulation
Last Sample	U4-E6-002C
TC	(3)

Positive, (3), U4-E6-003C, OD6" TSI Elbow, Accessible

Representative Photos



U4-E6-003A

Sample Number	U4-E6-003A
Sample Location	Unit 4, NW Side

Sample Location Photo	

U4-E6-003B

Sample Number	U4-E6-003B
Sample Location	Unit 4, NE Corner
Sample Location Photo	

U4-E6-003C

Sample Number	U4-E6-003C
Sample Location	South end pipe run near elevator

Sample Location Photo



MATERIAL INFORMATION

Material Description	OD6" TSI Elbow
Accessible Material	Accessible
Positive for Asbestos	Positive
Asbestos Type	10% Chrysotile (Mastic) No Asbestos Detected (Insulation)
Unit	Each

Unit 4, North West Wall

Material Location	Unit 4, North West Wall
Suspect Material Quantity	5
Homogeneous Area	Unit 4, North West Wall
Total Approximate Quantity	5 Each
Condition	Good
Friability	Non-Friable
Material Type	TSI
NESHAP Category	Cat II
MD	OD6" TSI Elbow
Last Sample	U4-E6-003C
TC	(3)

Positive, (3), U4-E6-004C, OD10" TSI Elbow , Accessible

Representative Photos	

U4-E6-004A

Sample Number	U4-E6-004A
Sample Location	Unit 4, NW Side
Sample Location Photo	

U4-E6-004B

Sample Number	U4-E6-004B
Sample Location	Unit 4, NE Side

Sample Location Photo	

U4-E6-004C

Sample Number	U4-E6-004C
Sample Location	SE corner pipe run near heater for drip pump
Sample Location Photo	

MATERIAL INFORMATION

Material Description	OD10” TSI Elbow
Accessible Material	Accessible

Positive for Asbestos	Positive
Asbestos Type	10% Chrysotile (Mastic) No Asbestos Detected (Insulation)
Unit	Each

Unit 4, North side

Material Location	Unit 4, North side
Suspect Material Quantity	10

SE corner

Material Location	SE corner
Suspect Material Quantity	4
Homogeneous Area	Unit 4, North side , SE corner
Total Approximate Quantity	14 Each
Condition	Good
Friability	Non-Friable
Material Type	Misc.
NESHAP Category	Cat II
MD	OD10" TSI Elbow
Last Sample	U4-E6-004C
TC	(3)

Negative, (1), U4-E6-005A, Sea water pipe concrete , Accessible

Representative Photos



U4-E6-005A

Sample Number	U4-E6-005A
Sample Location	Unit 4, Center, opposite Cable box

Sample Location Photo



MATERIAL INFORMATION

Material Description	Sea water pipe concrete
Accessible Material	Accessible
Positive for Asbestos	Negative
Unit	SF

Unit 4, Center

Material Location	Unit 4, Center
Suspect Material Quantity	3000
Homogeneous Area	Unit 4, Center
Total Approximate Quantity	3000 SF
Condition	Good
Friability	Non-Friable
MD	Sea water pipe concrete
Last Sample	U4-E6-005A
TC	(1)

Negative, (1), U4-E6-006A, Concrete seal on sea water pipe , Accessible

Representative Photos	

U4-E6-006A

Sample Number	U4-E6-006A
Sample Location	Unit 4, Sea water pipe, Center Opposite fire extinguisher
Sample Location Photo	

MATERIAL INFORMATION

Material Description	Concrete seal on sea water pipe
Accessible Material	Accessible
Positive for Asbestos	Negative
Unit	SF

Unit 4 Sea water Pipe seams

Material Location	Unit 4 Sea water Pipe seams

Suspect Material Quantity	200
Homogeneous Area	Unit 4 Sea water Pipe seams
Total Approximate Quantity	200 SF
Condition	Good
Friability	Non-Friable
MD	Concrete seal on sea water pipe
Last Sample	U4-E6-006A
TC	(1)

Negative, (1), U4-E6-007A, White Gasket , Accessible

Representative Photos



U4-E6-007A

Sample Number	U4-E6-007A
Sample Location	Unit 4, West side of MV6 and MV7

Sample Location Photo



MATERIAL INFORMATION

Material Description	White Gasket
Accessible Material	Accessible
Positive for Asbestos	Negative
Unit	Each

Unit 4, West side of MV7 and MV6

Material Location	Unit 4, West side of MV7 and MV6
Suspect Material Quantity	1
Homogeneous Area	Unit 4, West side of MV7 and MV6
Total Approximate Quantity	1 Each
Condition	Good
Friability	Non-Friable
MD	White Gasket
Last Sample	U4-E6-007A
TC	(1)

Positive, (3), U4-E28-008C, Fabric Duct seam, Accessible

Representative Photos	

U4-E6-008A

Sample Number	U4-E6-008A
Sample Location	Unit 4, South End by the Exit
Sample Location Photo	

U4-E15-008B

Sample Number	U4-E15-008B
Sample Location	East side of boiler

Sample Location Photo	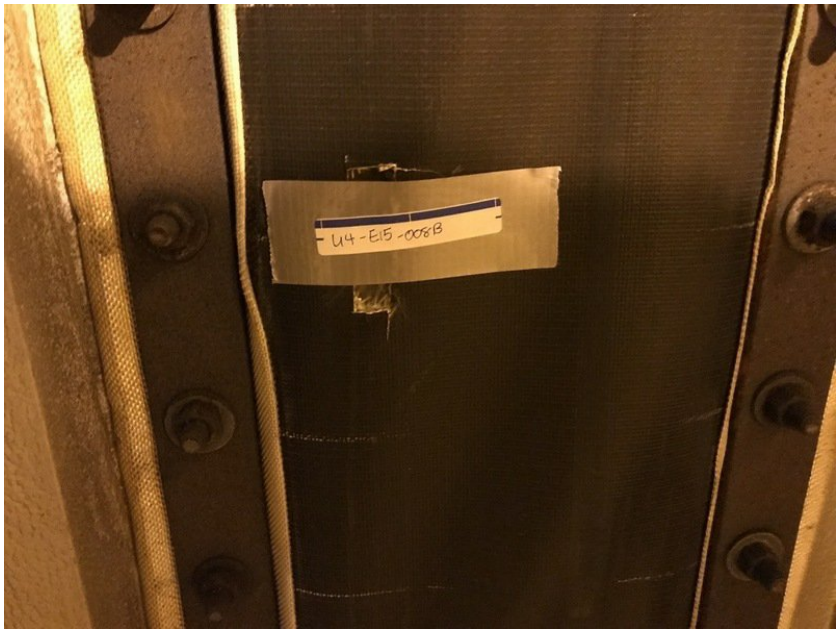

U4-E28-008C

Sample Number	U4-E28-008C
Sample Location	PAPCO vent
Sample Location Photo	

MATERIAL INFORMATION

Material Description	Fabric Duct seam
Accessible Material	Accessible
Positive for Asbestos	Positive
Asbestos Type	80% Chrysotile
Unit	LF

Elevation 6, 15 and 28 SE corner

Material Location	Elevation 6, 15 and 28 SE corner
Suspect Material Quantity	75
Homogeneous Area	Elevation 6, 15 and 28 SE corner
Total Approximate Quantity	75 LF
Condition	Good
Friability	Friable
Material Type	TSI
NESHAP Category	RACM
MD	Fabric Duct seam
Last Sample	U4-E28-008C
TC	(3)

Positive, (3), U4-E6-009C, OD18" TSI Pipe Insulation with metal jacket, Accessible

Representative Photos



U4-E6-009A

Sample Number	U4-E6-009A
Sample Location	SE corner pipe run near heater drip pump 4

Sample Location Photo



U4-E6-009B

Sample Number	U4-E6-009B
Sample Location	Southeast corner pipe run near heater 4 drip pump

Sample Location Photo



U4-E6-009C

Sample Number	U4-E6-009C
Sample Location	South east corner pipe run near heater drip pump 4

MATERIAL INFORMATION

Material Description	OD18" TSI Pipe Insulation with metal jacket
Accessible Material	Accessible
Positive for Asbestos	Positive
Asbestos Type	25% Amosite 10% Chrysotile
Unit	LF

Heater 4 Drip pump

Material Location	Heater 4 Drip pump
Suspect Material Quantity	20
Homogeneous Area	Heater 4 Drip pump
Total Approximate Quantity	20 LF
Condition	Good
Friability	Friable
Material Type	TSI
NESHAP Category	RACM
MD	OD18" TSI Pipe Insulation with metal jacket
Last Sample	U4-E6-009C

Positive, (3), U4-E6-10C, OD18" TSI Pipe Elbow, Accessible

Representative Photos



U4-E6-010A

Sample Number	U4-E6-010A
Sample Location	Southeast corner near heater for drip pump pipe run

Sample Location Photo



U4-E6-010B

Sample Number	U4-E6-010B
Sample Location	South east corner pipe elbow near heater 4 drip pump
Sample Location Photo	

U4-E6-10C

Sample Number	U4-E6-10C
Sample Location	South east corner TSI pipe elbow near Heater 4 drip pump

Sample Location Photo



MATERIAL INFORMATION

Material Description	OD18” TSI Pipe Elbow
Accessible Material	Accessible
Positive for Asbestos	Positive
Asbestos Type	15% Amosite 20% Chrysotile
Unit	Each

Southeast corner pipe run near heater 4 drip pump

Material Location	Southeast corner pipe run near heater 4 drip pump
Suspect Material Quantity	3
Homogeneous Area	Southeast corner pipe run near heater 4 drip pump
Total Approximate Quantity	3 Each
Condition	Good
Friability	Friable
Material Type	TSI
NESHAP Category	RACM
MD	OD18” TSI Pipe Elbow
Last Sample	U4-E6-10C
TC	(3)

Positive, (3), U4-E6-011C, TSI Tank Insulation, Accessible

Representative Photos



U4-E6-011A

Sample Number	U4-E6-011A
Sample Location	South end ceiling miscellaneous drip return tank number 4

Sample Location Photo



U4-E6-011B

Sample Number	U4-E6-011B
Sample Location	South and ceiling miscellaneous drip return tank number 4

Sample Location Photo



U4-E6-011C

Sample Number	U4-E6-011C
Sample Location	South and ceiling miscellaneous trip return tank number 4

Sample Location Photo



MATERIAL INFORMATION

Material Description	TSI Tank Insulation
Accessible Material	Accessible
Positive for Asbestos	Positive
Asbestos Type	15% Amosite 20% Chrysotile
Unit	SF

South end ceiling miscellaneous drip return tank number 4

Material Location	South end ceiling miscellaneous drip return tank number 4
Suspect Material Quantity	75
Homogeneous Area	South end ceiling miscellaneous drip return tank number 4
Total Approximate Quantity	75 SF
Condition	Good
Friability	Friable
Material Type	TSI
NESHAP Category	RACM
MD	TSI Tank Insulation
Last Sample	U4-E6-011C
TC	(3)

Negative, (3), U4-E28–012C, Concrete, Accessible

Representative Photos



U4-E6-012A

Sample Number	U4-E6-012A
Sample Location	Center wall near Miscellaneous drip return tank number 4

Sample Location Photo	

U4-E15-012B

Sample Number	U4-E15-012B
Sample Location	NE corner near lower turbine area
Sample Location Photo	

U4-E28–012C

Sample Number	U4-E28–012C
Sample Location	Outside elevator

Sample Location Photo



MATERIAL INFORMATION

Material Description	Concrete
Accessible Material	Accessible
Positive for Asbestos	Negative
Unit	SF

Walls, ceilings & floors

Material Location	Walls, ceilings & floors
Homogeneous Area	Walls, ceilings & floors
Total Approximate Quantity	NaN SF
Condition	Damaged
Friability	Non-Friable
MD	Concrete
Last Sample	U4-E28–012C
TC	(3)

Positive, (3), U4-E15-013C, TSI Pump Jacketing, Accessible

Representative Photos



U4-E15-013A

Sample Number	U4-E15-013A
Sample Location	South of elevator

Sample Location Photo





U4-E15-013B

Sample Number	U4-E15-013B
Sample Location	South of elevator

Sample Location Photo	

U4-E15-013C

Sample Number	U4-E15-013C
Sample Location	South of elevator
Sample Location Photo	

MATERIAL INFORMATION

Material Description	TSI Pump Jacketing
Accessible Material	Accessible
Positive for Asbestos	Positive
Asbestos Type	20% Amosite 15% Chrysotile
Unit	SF

South of elevator near exterior door

Material Location	South of elevator near exterior door
Suspect Material Quantity	150
Homogeneous Area	South of elevator near exterior door
Total Approximate Quantity	150 SF
Condition	Good
Friability	Friable
Material Type	TSI
NESHAP Category	RACM
MD	TSI Pump Jacketing
Last Sample	U4-E15-013C
TC	(3)

Positive, (3), U4-E28-014C, 8” OD TSI Pipe Insulation, Accessible

Representative Photos



U4-E15-014A

Sample Number	U4-E15-014A
Sample Location	Se of elevator

Sample Location Photo	

U4-E51-014B

Sample Number	U4-E51-014B
Sample Location	Corner of boiler
Sample Location Photo	

U4-E28-014C

Sample Number	U4-E28-014C
Sample Location	Under turbine

Sample Location Photo



MATERIAL INFORMATION

Material Description	8” OD TSI Pipe Insulation
Accessible Material	Accessible
Positive for Asbestos	Positive
Asbestos Type	10% Amosite 20% Chrysotile
Unit	LF

Throughout

Material Location	Throughout
Suspect Material Quantity	3000
Homogeneous Area	Throughout
Total Approximate Quantity	3000 LF
Condition	Good
Friability	Friable
Material Type	TSI
NESHAP Category	RACM
MD	8” OD TSI Pipe Insulation
Last Sample	U4-E28-014C
TC	(3)

Positive, (2), U4-E15-015B, 60” Square Duct Insulation , Accessible

Representative Photos	

U4-E15-015A

Sample Number	U4-E15-015A
Sample Location	SE of elevator
Sample Location Photo	

U4-E15-015B

Sample Number	U4-E15-015B
Sample Location	East side of boiler

Sample Location Photo



MATERIAL INFORMATION

Material Description	60” Square Duct Insulation
Accessible Material	Accessible
Positive for Asbestos	Positive
Asbestos Type	30% Chrysotile
Unit	SF

Next to boiler

Material Location	Next to boiler
Suspect Material Quantity	1000
Homogeneous Area	Next to boiler
Total Approximate Quantity	1000 SF
Condition	Good
Friability	Friable
Material Type	TSI
NESHAP Category	RACM
MD	60” Square Duct Insulation
Last Sample	U4-E15-015B
TC	(2)

Positive, (3), U4-E41-016C, 4” OD TSI Pipe Insulation , Accessible

Representative Photos	

U4-E15-016A

Sample Number	U4-E15-016A
Sample Location	North of boiler
Sample Location Photo	

U4-E28-016B

Sample Number	U4-E28-016B
Sample Location	No. 7 sec fo heater

Sample Location Photo	

U4-E41-016C

Sample Number	U4-E41-016C
Sample Location	Next to additive day tank
Sample Location Photo	

MATERIAL INFORMATION

Material Description	4” OD TSI Pipe Insulation
Accessible Material	Accessible
Positive for Asbestos	Positive
Asbestos Type	20% Amosite 15% Chrysotile
Unit	LF

Throughout

Material Location	Throughout
Suspect Material Quantity	500
Homogeneous Area	Throughout
Total Approximate Quantity	500 LF
Condition	Good
Friability	Friable
Material Type	TSI
NESHAP Category	RACM
MD	4” OD TSI Pipe Insulation
Last Sample	U4-E41-016C
TC	(3)

Positive, (3), U4-E41-017C, 4” OD TSI Elbow, Accessible

Representative Photos



U4-E15-017A

Sample Number	U4-E15-017A
Sample Location	North side of boiler

Sample Location Photo	

U4-E28-017B

Sample Number	U4-E28-017B
Sample Location	No. 7 sec fo heater
Sample Location Photo	

U4-E41-017C

Sample Number	U4-E41-017C
Sample Location	Next to additive day tank

Sample Location Photo



MATERIAL INFORMATION

Material Description	4” OD TSI Elbow
Accessible Material	Accessible
Positive for Asbestos	Positive
Asbestos Type	5% Amosite 15% Chrysotile
Unit	Each

Throughout

Material Location	Throughout
Suspect Material Quantity	25
Homogeneous Area	Throughout
Total Approximate Quantity	25 Each
Condition	Good
Friability	Friable
Material Type	TSI
NESHAP Category	RACM
MD	4” OD TSI Elbow
Last Sample	U4-E41-017C
TC	(3)

Positive, (3), U4-E41-018C, 14” OD TSI Pipe Insulation , Accessible

Representative Photos	

U4-E15-018A

Sample Number	U4-E15-018A
Sample Location	NE of boiler
Sample Location Photo	

U4-E41-018B

Sample Number	U4-E41-018B
Sample Location	West sec super heat

Sample Location Photo	

U4-E41-018C

Sample Number	U4-E41-018C
Sample Location	East sec super heat
Sample Location Photo	

MATERIAL INFORMATION

Material Description	14” OD TSI Pipe Insulation
Accessible Material	Accessible

Positive for Asbestos	Positive
Asbestos Type	20% Amosite 3% Chrysotile
Unit	LF

Throughout

Material Location	Throughout
Suspect Material Quantity	500
Homogeneous Area	Throughout
Total Approximate Quantity	500 LF
Condition	Good
Friability	Friable
Material Type	TSI
NESHAP Category	RACM
MD	14” OD TSI Pipe Insulation
Last Sample	U4-E41-018C
TC	(3)

Positive, (3), U4-E41-019C, 14” OD TSI Elbow , Accessible

Representative Photos



U4-E15-019A

Sample Number	U4-E15-019A
Sample Location	NE of boiler

Sample Location Photo	

U4-E41-019B

Sample Number	U4-E41-019B
Sample Location	West sec super heat
Sample Location Photo	

U4-E41-019C

Sample Number	U4-E41-019C
Sample Location	East sec super heat

MATERIAL INFORMATION

Material Description	14” OD TSI Elbow
Accessible Material	Accessible
Positive for Asbestos	Positive
Asbestos Type	15% Amosite 3% Chrysotile
Unit	Each

Throughout

Material Location	Throughout
Suspect Material Quantity	100
Homogeneous Area	Throughout
Total Approximate Quantity	100 Each
Condition	Good
Friability	Friable
Material Type	TSI
NESHAP Category	RACM
MD	14” OD TSI Elbow
Last Sample	U4-E41-019C
TC	(3)

Positive, (3), U4-E41-020C, 36” OD TSI Pipe Insulation , Accessible

Representative Photos





U4-E15-020A

Sample Number	U4-E15-020A
Sample Location	Under turbine

Sample Location Photo	

U4-E28–020B

Sample Number	U4-E28–020B
Sample Location	Main steam stack
Sample Location Photo	

U4-E41-020C

Sample Number	U4-E41-020C
Sample Location	No. 4 Unit main steam

Sample Location Photo



MATERIAL INFORMATION

Material Description	36” OD TSI Pipe Insulation
Accessible Material	Accessible
Positive for Asbestos	Positive
Asbestos Type	10% Amosite 15% Chrysotile
Unit	LF

Throughout

Material Location	Throughout
Suspect Material Quantity	3000
Homogeneous Area	Throughout
Total Approximate Quantity	3000 LF
Condition	Good
Friability	Friable
Material Type	TSI
NESHAP Category	RACM
MD	36” OD TSI Pipe Insulation
Last Sample	U4-E41-020C
TC	(3)

Positive, (2), U4-E28–021B, 6” Black Gasket , Accessible

Representative Photos	

U4-E15-021A

Sample Number	U4-E15-021A
Sample Location	Turbine bearing oil pump
Sample Location Photo	

U4-E28–021B

Sample Number	U4-E28–021B
Sample Location	Pre-heat steam system

Sample Location Photo





MATERIAL INFORMATION

Material Description	6” Black Gasket
Accessible Material	Accessible
Positive for Asbestos	Positive
Asbestos Type	40% Chrysotile
Unit	Each

Turbine oil pump

Material Location	Turbine oil pump
Suspect Material Quantity	5
Homogeneous Area	Turbine oil pump
Total Approximate Quantity	5 Each

Condition	Damaged
Friability	Non-Friable
Material Type	Misc.
NESHAP Category	Cat I
MD	6” Black Gasket
Last Sample	U4-E28–021B
TC	(2)

Positive, (3), U4-E28-022C, 12” OD TSI Pipe Insulation , Accessible

Representative Photos



U4-E15–022A

Sample Number	U4-E15–022A
Sample Location	Next to condensate flow ejection

Sample Location Photo



U4-E65-022B

Sample Number	U4-E65-022B
Sample Location	Corner of boiler
Sample Location Photo	

U4-E28-022C

Sample Number	U4-E28-022C
Sample Location	Under Turbine - reheat steam supply
Sample Location Photo	

MATERIAL INFORMATION

Material Description	12” OD TSI Pipe Insulation
Accessible Material	Accessible
Positive for Asbestos	Positive
Asbestos Type	25% Amosite 10% Chrysotile
Unit	LF

Throughout

Material Location	Throughout
Suspect Material Quantity	500
Homogeneous Area	Throughout
Total Approximate Quantity	500 LF
Condition	Good
Friability	Friable
Material Type	TSI
NESHAP Category	RACM
MD	12” OD TSI Pipe Insulation
Last Sample	U4-E28-022C
TC	(3)

Positive, (3), U4-E28-023C, 12” OD TSI Elbow , Accessible

Representative Photos



U4-E15–023A

Sample Number	U4-E15–023A
Sample Location	Next to Condensate air enjector

Sample Location Photo	

U4-E65-023B

Sample Number	U4-E65-023B
Sample Location	Corner of boiler
Sample Location Photo	

U4-E28-023C

Sample Number	U4-E28-023C
Sample Location	Under Turbine

Sample Location Photo



MATERIAL INFORMATION

Material Description	12″ OD TSI Elbow
Accessible Material	Accessible
Positive for Asbestos	Positive
Asbestos Type	12% Amosite 10% Chrysotile
Unit	Each

Throughout

Material Location	Throughout
Suspect Material Quantity	10
Homogeneous Area	Throughout
Total Approximate Quantity	10 Each
Condition	Good
Friability	Friable
Material Type	TSI
NESHAP Category	RACM
MD	12″ OD TSI Elbow
Last Sample	U4-E28-023C
TC	(3)

Negative, (2), U4-E28–024B, Black wall caulking , Accessible

Representative Photos	

U4-E28–024A

Sample Number	U4-E28–024A
Sample Location	Electrical room
Sample Location Photo	

U4-E28–024B

Sample Number	U4-E28–024B
Sample Location	Electrical Room

Sample Location Photo



MATERIAL INFORMATION

Material Description	Black wall caulking
Accessible Material	Accessible
Positive for Asbestos	Negative
Unit	LF

Unit 4 electrical room

Material Location	Unit 4 electrical room
Homogeneous Area	Unit 4 electrical room
Total Approximate Quantity	NaN LF
Condition	Good
Friability	Non-Friable
MD	Black wall caulking
Last Sample	U4-E28–024B
TC	(2)

Positive, (3), U4-E28-025C, 2” OD TSI Insulation , Accessible

Representative Photos	

U4-E28–025A

Sample Number	U4-E28–025A
Sample Location	Next to main steam stack
Sample Location Photo	

U4-E28-025B

Sample Number	U4-E28-025B
Sample Location	No 8 sec fo heater

Sample Location Photo	

U4-E28-025C

Sample Number	U4-E28-025C
Sample Location	Next to sec fo heater
Sample Location Photo	

MATERIAL INFORMATION

Material Description	2” OD TSI Insulation
Accessible Material	Accessible
Positive for Asbestos	Positive
Asbestos Type	20% Amosite 15% Chrysotile
Unit	LF

Throughout

Material Location	Throughout
Suspect Material Quantity	20
Homogeneous Area	Throughout
Total Approximate Quantity	20 LF
Condition	Good
Friability	Friable
Material Type	TSI
NESHAP Category	RACM
MD	2" OD TSI Insulation
Last Sample	U4-E28-025C
TC	(3)

Positive, (3), U4-E28-026C, 2" OD TSI Elbow , Accessible

Representative Photos



U4-E28–026A

Sample Number	U4-E28–026A
Sample Location	Next to boiler

Sample Location Photo	

U4-E28-026B

Sample Number	U4-E28-026B
Sample Location	No 8 sec fo heater
Sample Location Photo	

U4-E28-026C

Sample Number	U4-E28-026C
Sample Location	Sec fo Heater

Sample Location Photo



MATERIAL INFORMATION

Material Description	2” OD TSI Elbow
Accessible Material	Accessible
Positive for Asbestos	Positive
Asbestos Type	25% Amosite 15% Chrysotile
Unit	Each

Throughout

Material Location	Throughout
Suspect Material Quantity	6
Homogeneous Area	Throughout
Total Approximate Quantity	6 Each
Condition	Good
Friability	Friable
Material Type	TSI
NESHAP Category	RACM
MD	2” OD TSI Elbow
Last Sample	U4-E28-026C
TC	(3)

Positive, (3), U4-E41-027C, 16” OD TSI Pipe Insulation , Accessible

Representative Photos	

U4-E28–027A

Sample Number	U4-E28–027A
Sample Location	Extr stm to HTR pipe
Sample Location Photo	

U4-E28-027B

Sample Number	U4-E28-027B
Sample Location	Extr stx to heater

Sample Location Photo	

U4-E41-027C

Sample Number	U4-E41-027C
Sample Location	FW Heater outlet outlet
Sample Location Photo	

MATERIAL INFORMATION

Material Description	16” OD TSI Pipe Insulation
Accessible Material	Accessible
Positive for Asbestos	Positive
Asbestos Type	20% Amosite 5% Chrysotile
Unit	LF

Throughout

Material Location	Throughout
Suspect Material Quantity	300
Homogeneous Area	Throughout
Total Approximate Quantity	300 LF
Condition	Good
Friability	Friable
Material Type	TSI
NESHAP Category	RACM
MD	16” OD TSI Pipe Insulation
Last Sample	U4-E41-027C
TC	(3)

Positive, (3), U4-E41-028C, 16” OD TSI Elbow , Accessible

Representative Photos



U4-E28–028A

Sample Number	U4-E28–028A
Sample Location	Extr stm to HTR pipe

Sample Location Photo	

U4-E28-028B

Sample Number	U4-E28-028B
Sample Location	Extr stx to htr
Sample Location Photo	

U4-E41-028C

Sample Number	U4-E41-028C
Sample Location	FW water heater outlet

Sample Location Photo



MATERIAL INFORMATION

Material Description	16” OD TSI Elbow
Accessible Material	Accessible
Positive for Asbestos	Positive
Asbestos Type	20% Amosite 5% Chrysotile
Unit	Each

Throughout

Material Location	Throughout
Suspect Material Quantity	6
Homogeneous Area	Throughout
Total Approximate Quantity	6 Each
Condition	Good
Friability	Friable
Material Type	TSI
NESHAP Category	RACM
MD	16” OD TSI Elbow
Last Sample	U4-E41-028C
TC	(3)

Positive, (2), U4-E41-029B, Spay-on phone booth Insulation, Accessible

Representative Photos	

U4-E28-029A

Sample Number	U4-E28-029A
Sample Location	Between boiler and Turbine
Sample Location Photo	

U4-E41-029B

Sample Number	U4-E41-029B
Sample Location	Outside Elevator

Sample Location Photo



MATERIAL INFORMATION

Material Description	Spay-on phone booth Insulation
Accessible Material	Accessible
Positive for Asbestos	Positive
Asbestos Type	8% Chrysotile
Unit	SF

Phone booths

Material Location	Phone booths
Suspect Material Quantity	50
Homogeneous Area	Phone booths
Total Approximate Quantity	50 SF
Condition	Good
Friability	Non-Friable
Material Type	Misc.
NESHAP Category	Cat II
MD	Spay-on phone booth Insulation
Last Sample	U4-E41-029B
TC	(2)

Positive, (3), U4-E41-030C, TSI Tank Insulation , Accessible

Representative Photos	

U4-E28-030A

Sample Number	U4-E28-030A
Sample Location	At corner below turbine - drip pot tank
Sample Location Photo	

U4-E28-030B

Sample Number	U4-E28-030B
Sample Location	Behind boiler along exterior wall

Sample Location Photo	

U4-E41-030C

Sample Number	U4-E41-030C
Sample Location	Additive day tank
Sample Location Photo	

MATERIAL INFORMATION

Material Description	TSI Tank Insulation
Accessible Material	Accessible
Positive for Asbestos	Positive
Asbestos Type	20% Amosite 3% Chrysotile
Unit	SF

Throughout

Material Location	Throughout
Suspect Material Quantity	133
Homogeneous Area	Throughout
Total Approximate Quantity	133 SF
Condition	Good
Friability	Friable
Material Type	TSI
NESHAP Category	RACM
MD	TSI Tank Insulation
Last Sample	U4-E41-030C
TC	(3)

Positive, (3), U4-E15-031C, TSI Valve Insulation , Accessible

Representative Photos



U4-E28-031A

Sample Number	U4-E28-031A
Sample Location	Drip pot tank

Sample Location Photo	

U4-E28-031B

Sample Number	U4-E28-031B
Sample Location	Under Turbine - reheat steam supply
Sample Location Photo	

U4-E15-031C

Sample Number	U4-E15-031C
Sample Location	South of Elevator

Sample Location Photo



MATERIAL INFORMATION

Material Description	TSI Valve Insulation
Accessible Material	Accessible
Positive for Asbestos	Positive
Asbestos Type	20% Amosite 25% Chrysotile
Unit	SF

Throughout

Material Location	Throughout
Suspect Material Quantity	6
Homogeneous Area	Throughout
Total Approximate Quantity	6 SF
Condition	Good
Friability	Friable
Material Type	TSI
NESHAP Category	RACM
MD	TSI Valve Insulation
Last Sample	U4-E15-031C
TC	(3)

Negative, (3), U4-E15-032C, Black Pipe Wrap, Accessible

Representative Photos	

U4-E28-032A

Sample Number	U4-E28-032A
Sample Location	Next to drip pot tank
Sample Location Photo	

U4-E28-032B

Sample Number	U4-E28-032B
Sample Location	BFP discharge line

Sample Location Photo	

U4-E15-032C

Sample Number	U4-E15-032C
Sample Location	South of elevator
Sample Location Photo	

MATERIAL INFORMATION

Material Description	Black Pipe Wrap
Accessible Material	Accessible
Positive for Asbestos	Negative
Unit	SF

Throughout

Material Location	Throughout

Homogeneous Area	Throughout
Total Approximate Quantity	NaN SF
Condition	Good
Friability	Friable
MD	Black Pipe Wrap
Last Sample	U4-E15-032C
TC	(3)

Negative, (3), U4-E41-033C, Rope Gasket, Accessible

Representative Photos



U4-E28-033A

Sample Number	U4-E28-033A
Sample Location	Boiler view port hole

Sample Location Photo



U4-E41-033B

Sample Number	U4-E41-033B
Sample Location	Side of boiler
Sample Location Photo	

U4-E41-033C

Sample Number	U4-E41-033C
Sample Location	Side of boiler
Sample Location Photo	

MATERIAL INFORMATION

Material Description	Rope Gasket
Accessible Material	Accessible
Positive for Asbestos	Negative
Unit	LF

Boiler openings

Material Location	Boiler openings
Homogeneous Area	Boiler openings
Total Approximate Quantity	NaN LF
Condition	Good
Friability	Non-Friable
MD	Rope Gasket
Last Sample	U4-E41-033C
TC	(3)

Positive, (3), U4-E41-034C, Spray Applied Coating , Accessible

Representative Photos



U4-E41-034A

Sample Number	U4-E41-034A
Sample Location	Turbine 9 side door

Sample Location Photo	

U4-E41-034B

Sample Number	U4-E41-034B
Sample Location	End of turbine #8
Sample Location Photo	

U4-E41-034C

Sample Number	U4-E41-034C
Sample Location	Side of turbine 8

Sample Location Photo



MATERIAL INFORMATION

Material Description	Spray Applied Coating
Accessible Material	Accessible
Positive for Asbestos	Positive
Asbestos Type	2% Chrysotile
Unit	SF

Throughout Interior of Turbine 8 &9

Material Location	Throughout Interior of Turbine 8 &9
Suspect Material Quantity	2400
Homogeneous Area	Throughout Interior of Turbine 8 &9
Total Approximate Quantity	2400 SF
Condition	Good
Friability	Friable
Material Type	Surfacing
NESHAP Category	RACM
MD	Spray Applied Coating
Last Sample	U4-E41-034C
TC	(3)

Positive, (3), U4-E41-035C, 48” OD TSI Pipe Insulation , Accessible

Representative Photos





U4-E41-035A

Sample Number	U4-E41-035A
Sample Location	No. 4 pipe to turbine 9

Sample Location Photo	

U4-E41-035B

Sample Number	U4-E41-035B
Sample Location	Turbine connection pipe
Sample Location Photo	

U4-E41-035C

Sample Number	U4-E41-035C
Sample Location	Turbine connecting pipes

MATERIAL INFORMATION

Material Description	48” OD TSI Pipe Insulation
Accessible Material	Accessible
Positive for Asbestos	Positive

Asbestos Type	15% Amosite 15% Chrysotile
Unit	LF

Turbines 8 & 9

Material Location	Turbines 8 & 9
Suspect Material Quantity	120
Homogeneous Area	Turbines 8 & 9
Total Approximate Quantity	120 LF
Condition	Good
Friability	Friable
Material Type	TSI
NESHAP Category	RACM
MD	48” OD TSI Pipe Insulation
Last Sample	U4-E41-035C
TC	(3)

Positive, (3), U4-E41-036C, 48” OD TSI Elbow , Accessible

Representative Photos



U4-E41-036A

Sample Number	U4-E41-036A
Sample Location	No. 4 pipe on turbine 9

Sample Location Photo	

U4-E41-036B

Sample Number	U4-E41-036B
Sample Location	Turbine connection Pipe
Sample Location Photo	

U4-E41-036C

Sample Number	U4-E41-036C
Sample Location	Turbine Connecting Pipe

Sample Location Photo



MATERIAL INFORMATION

Material Description	48” OD TSI Elbow
Accessible Material	Accessible
Positive for Asbestos	Positive
Asbestos Type	20% Amosite 15% Chrysotile
Unit	Each

Turbine 8 & 9

Material Location	Turbine 8 & 9
Suspect Material Quantity	12
Homogeneous Area	Turbine 8 & 9
Total Approximate Quantity	12 Each
Condition	Good
Friability	Friable
Material Type	TSI
NESHAP Category	RACM
MD	48” OD TSI Elbow
Last Sample	U4-E41-036C
TC	(3)

Negative, (1), U4-E41-037A, Oval gasket, Accessible

Representative Photos



U4-E41-037A

Sample Number	U4-E41-037A
Sample Location	Turbine 8 man hole

Sample Location Photo





MATERIAL INFORMATION

Material Description	Oval gasket
Accessible Material	Accessible
Positive for Asbestos	Negative
Unit	Each

Turbine oval man holes

Material Location	Turbine oval man holes
Homogeneous Area	Turbine oval man holes
Total Approximate Quantity	NaN Each
Condition	Good
Friability	Non-Friable

MD	Oval gasket
Last Sample	U4-E41-037A
TC	(1)

Negative, (2), U4-E41-038B, Brown Cove Base and Adhesive, Accessible

Representative Photos



U4-E41-038A

Sample Number	U4-E41-038A
Sample Location	Smoking Room

Sample Location Photo



U4-E41-038B

Sample Number	U4-E41-038B
Sample Location	Smoking Room

Sample Location Photo



MATERIAL INFORMATION

Material Description	Brown Cove Base and Adhesive
Accessible Material	Accessible
Positive for Asbestos	Negative
Unit	LF

Smoking Room

Material Location	Smoking Room
Suspect Material Quantity	35
Homogeneous Area	Smoking Room
Total Approximate Quantity	35 LF
Condition	Good
Friability	Non-Friable
MD	Brown Cove Base and Adhesive
Last Sample	U4-E41-038B
TC	(2)

Negative, (3), U4-E41-039C, Gypsum Board and Joint Compound, Accessible

Representative Photos	

U4-E41-039A

Sample Number	U4-E41-039A
Sample Location	Smoking Room
Sample Location Photo	

U4-E41-039B

Sample Number	U4-E41-039B
Sample Location	Smoking Room

Sample Location Photo	

U4-E41-039C

Sample Number	U4-E41-039C
Sample Location	Smoking Room
Sample Location Photo	

MATERIAL INFORMATION

Material Description	Gypsum Board and Joint Compound
Accessible Material	Accessible
Positive for Asbestos	Negative
Unit	SF

Smoking room

Material Location	Smoking room

Suspect Material Quantity	800
Homogeneous Area	Smoking room
Total Approximate Quantity	800 SF
Condition	Good
Friability	Non-Friable
MD	Gypsum Board and Joint Compound
Last Sample	U4-E41-039C
TC	(3)

Positive, (3), U4-E15-040C, 8” OD TSI Elbow , Accessible

Representative Photos



U4-E51-040A

Sample Number	U4-E51-040A
Sample Location	Corner of boiler

Sample Location Photo	

U4-E28-040B

Sample Number	U4-E28-040B
Sample Location	Under Turbine
Sample Location Photo	

U4-E15-040C

Sample Number	U4-E15-040C
Sample Location	South of elevator

Sample Location Photo



MATERIAL INFORMATION

Material Description	8” OD TSI Elbow
Accessible Material	Accessible
Positive for Asbestos	Positive
Asbestos Type	15% Amosite 20% Chrysotile
Unit	Each

Throughout

Material Location	Throughout
Suspect Material Quantity	20
Homogeneous Area	Throughout
Total Approximate Quantity	20 Each
Condition	Good
Friability	Friable
Material Type	TSI
NESHAP Category	RACM
MD	8” OD TSI Elbow
Last Sample	U4-E15-040C
TC	(3)

Positive, (3), U4-E41-041C, Duct Seam Caulking/Filler, Accessible

Representative Photos	

U4-E28-041A

Sample Number	U4-E28-041A
Sample Location	Corner of boiler
Sample Location Photo	

U4-E15-041B

Sample Number	U4-E15-041B
Sample Location	Corner of boiler unit

Sample Location Photo	

U4-E41-041C

Sample Number	U4-E41-041C
Sample Location	Across from no 1 FWH bypass pipes
Sample Location Photo	

MATERIAL INFORMATION

Material Description	Duct Seam Caulking/Filler
Accessible Material	Accessible
Positive for Asbestos	Positive
Asbestos Type	80% Chrysotile
Unit	LF

Throughout

Material Location	Throughout
Suspect Material Quantity	70
Homogeneous Area	Throughout
Total Approximate Quantity	70 LF
Condition	Good
Friability	Non-Friable
Material Type	Misc.
NESHAP Category	Cat II
MD	Duct Seam Caulking/Filler
Last Sample	U4-E41-041C
TC	(3)

Negative, (3), U4-E41-042C, Silver Caulking , Accessible

Representative Photos



U4-E28-042A

Sample Number	U4-E28-042A
Sample Location	Extra stm to heater

Sample Location Photo	

U4-E15-042B

Sample Number	U4-E15-042B
Sample Location	Cold reheat line
Sample Location Photo	

U4-E41-042C

Sample Number	U4-E41-042C
Sample Location	Corner of boiler closest to control room

Sample Location Photo



MATERIAL INFORMATION

Material Description	Silver Caulking
Accessible Material	Accessible
Positive for Asbestos	Negative
Unit	SF

Throughout

Material Location	Throughout
Homogeneous Area	Throughout
Total Approximate Quantity	NaN SF
Condition	Good
Friability	Non-Friable
MD	Silver Caulking
Last Sample	U4-E41-042C
TC	(3)

Fire Door , Accessible

Representative Photos


DANGER
NO CELLULAR PHONES OR 2-WAY RADIOS
DANGER







MATERIAL INFORMATION

Material Description	Fire Door

Accessible Material	Accessible
Unit	Each

Throughout

Material Location	Throughout
Homogeneous Area	Throughout
Total Approximate Quantity	NaN Each
Notes	The Warnock Hersey doors looked at were not found to have Insulation. However the underwriter's Laboratory doors all appeared to have Insulation. The door sample collected from unit 3 was from a underwriters laboratory.
MD	Fire Door

GENERAL INFORMATION

Sample Location Diagrams	
Samples Submitted	Yes
timezone	America/Los_Angeles
Generate COC	Yes

COC SECTION

1) Fill in information in this section and sign in the signature field; 2) Use the built-in generate report icon bottom left corner (iOS) in order to generate a COC.

Relinquished By	Tanis Gaines
COC Signature	 Signed 2019-09-23 18:13:52 UTC

Asbestos Requested TAT	5 DAY
Asbestos Special Instructions	N/A
Asbestos Analytical Method	PLM EPA 600/R-93/116
Email Results	mlcampbell@trccompanies.com, schan@trccompanies.com, tgaines@trccompanies.com
TRC Office Address	17911 Von Karman Avenue, Suite 400, Irvine, CA 92614

REPORT SECTION

Report generation is under development. If you have questions please contact Heath Howard at hhoward@trcsolutions.com.	
Email for Report Delivery	Mlcampbell@trcsolutions.com
Compile Generic Report	N/A
Compile Walmart Report	N/A

Morro Bay Exterior Units 3&4- Pre-Demo ACM Survey

Created	2019-09-20 09:03:29 PDT by Kartik Bhatt
Updated	2019-10-18 16:01:23 PDT by Sabrina Chan
Location	35.3725341149, -120.858022794
Status	Report Reviewed

PROJECT INFORMATION

Project Name	Morro Bay Exterior Units 3&4- Pre-Demo ACM Survey
Property Name	Morro Bay Power Plant - Units 1, 2, 3 and 4, Warehouse, Maintenance and Administration Building
Project Address	1290 Embarcadero Morro Bay, CA 93442
TRC Project Number	330541
TRC Project Manager	M. Campbell
Inspection Start Date	2019-09-16
Inspector(s)	Tanis Gaines, Sabrina Chan, Matt Cuda, Kartik Bhatt, Hector Gonzalez, Chris Blake
Client	Dynergy/Luminant
Client Contact Name	Dianna Tickner
Client Email	Dianna.Tickner@vistraenergy.com
Client Address	1500 Eastport Plaza Drive Collinsville, Illinois 62234
Surveys Performed	Asbestos
Results Audited	Yes

ASBESTOS SECTION

Asbestos Present	No
Suspect Inaccessible Materials Present	No

Negative, (1), U3/4-Ext-001A, 12” OD Brown Gasket , Accessible

Representative Photos



U3/4-Ext-001A

Sample Number	U3/4-Ext-001A
Sample Location	Exterior South Side, Near West Fan
Sample Location Photo	

MATERIAL INFORMATION

Material Description	12″ OD Brown Gasket
Accessible Material	Accessible
Positive for Asbestos	Negative
Unit	LF

Exterior South Side, Near West Fan

Material Location	Exterior South Side, Near West Fan
Suspect Material Quantity	1
Homogeneous Area	Exterior South Side, Near West Fan
Total Approximate Quantity	1 LF
Condition	Damaged
Friability	Non-Friable
MD	12″ OD Brown Gasket
Last Sample	U3/4-Ext-001A
TC	(1)

Negative, (1), U3/4-Ext-002A, Fan Units Gasket , Accessible

Representative Photos	

U3/4-Ext-002A

Sample Number	U3/4-Ext-002A
Sample Location	Exterior South Side, Fan Unit east of the West Fan
Sample Location Photo	

MATERIAL INFORMATION

Material Description	Fan Units Gasket
Accessible Material	Accessible
Positive for Asbestos	Negative
Unit	LF

Unit 3/4 Exterior, by West Fan Unit

Material Location	Unit 3/4 Exterior, by West Fan Unit

Suspect Material Quantity	100
Homogeneous Area	Unit 3/4 Exterior, by West Fan Unit
Total Approximate Quantity	100 LF
Condition	Good
Friability	Friable
MD	Fan Units Gasket
Last Sample	U3/4-Ext-002A
TC	(1)

Negative, (1), U3/4-Ext-003A, Vibration Joint , Accessible

Representative Photos



U3/4-Ext-003A

Sample Number	U3/4-Ext-003A
Sample Location	Exterior South Side, Flue Gas Heater

Sample Location Photo



MATERIAL INFORMATION

Material Description	Vibration Joint
Accessible Material	Accessible
Positive for Asbestos	Negative
Unit	SF

Exterior South Side, Flue Gas Heaters

Material Location	Exterior South Side, Flue Gas Heaters
Suspect Material Quantity	25
Homogeneous Area	Exterior South Side, Flue Gas Heaters
Total Approximate Quantity	25 SF
Condition	Good
Friability	Friable
MD	Vibration Joint
Last Sample	U3/4-Ext-003A
TC	(1)

GENERAL INFORMATION

Samples Submitted	Yes
timezone	America/Los_Angeles
Generate COC	Yes

COC SECTION

1) Fill in information in this section and sign in the signature field; 2) Use the built-in generate report icon bottom left corner (iOS) in order to generate a COC.

Relinquished By	Chris Blake

COC Signature



Signed 2019-09-24 00:43:41 UTC

Asbestos Requested TAT	5 DAY
Asbestos Special Instructions	N/A
Asbestos Analytical Method	PLM EPA 600/R-93/116
Email Results	kbhatt@trccompanies.com, mlcampbell@trccompanies.com, schan@trccompanies.com, tgaines@trccompanies.com, Cblake@trccompanies.com
TRC Office Address	17911 Von Karman Avenue, Suite 400, Irvine, CA 92614

REPORT SECTION

Report generation is under development. If you have questions please contact Heath Howard at hhoward@trcsolutions.com.	
Email for Report Delivery	Mlcampbell@trcsolutions.com
Compile Generic Report	N/A
Compile Walmart Report	N/A

Morro Bay Warehouse/Shipping & Receiving - Pre-Demo ACM Survey

Created	2019-09-16 09:08:18 PDT by Sabrina Chan
Updated	2019-10-18 16:00:10 PDT by Sabrina Chan
Location	35.3725341149, -120.858022794
Status	Report Reviewed

PROJECT INFORMATION

Project Name	Morro Bay Warehouse/Shipping & Receiving - Pre-Demo ACM Survey
Property Name	Morro Bay Power Plant - Units 1, 2, 3 and 4, Warehouse, Maintenance and Administration Building
Project Address	1290 Embarcadero Morro Bay, CA 93442
TRC Project Number	330541
TRC Project Manager	M. Campbell
Inspection Start Date	2019-09-16
Inspector(s)	Tanis Gaines, Sabrina Chan, Matt Cuda, Kartik Bhatt, Hector Gonzalez, Chris Blake
Client	Dynergy/Luminant
Client Contact Name	Dianna Tickner
Client Email	Dianna.Tickner@vistraenergy.com
Client Address	1500 Eastport Plaza Drive Collinsville, Illinois 62234
Surveys Performed	Asbestos
Results Audited	Yes

ASBESTOS SECTION

Asbestos Present	Yes
Suspect Inaccessible Materials Present	No

Negative, (3), WH/SR - 001C, 12” x 12” Beige Flocked vinyl Floor Tile and Black Mastic, Accessible

Representative Photos



WH/SR - 001A

Sample Number	WH/SR - 001A
Sample Location	Print Room
Sample Location Photo	

WH/SR - 001B

Sample Number	WH/SR - 001B
Sample Location	Print Room
Sample Location Photo	

WH/SR - 001C

Sample Number	WH/SR - 001C
Sample Location	Warehouse office
Sample Location Photo	

MATERIAL INFORMATION

Material Description	12” x 12” Beige Flocked vinyl Floor Tile and Black Mastic
Accessible Material	Accessible
Positive for Asbestos	Negative
Unit	SF

Print Room, office

Material Location	Print Room, office
Suspect Material Quantity	450
Homogeneous Area	Print Room, office
Total Approximate Quantity	450 SF
Condition	Good
Friability	Friable
MD	12” x 12” Beige Flocked vinyl Floor Tile and Black Mastic
Last Sample	WH/SR - 001C
TC	(3)

Negative, (2), WH/SR - 002B, Gypsum Board and Joint Compound , Accessible

Representative Photos	

WH/SR - 002A

Sample Number	WH/SR - 002A
Sample Location	Shipping/ Receiving storage room
Sample Location Photo	

WH/SR - 002B

Sample Number	WH/SR - 002B
Sample Location	Warehouse office

Sample Location Photo



MATERIAL INFORMATION

Material Description	Gypsum Board and Joint Compound
Accessible Material	Accessible
Positive for Asbestos	Negative
Unit	SF

Shipping/receiving storage & warehouse office

Material Location	Shipping/receiving storage & warehouse office
Suspect Material Quantity	1500
Homogeneous Area	Shipping/receiving storage & warehouse office
Total Approximate Quantity	1500 SF
Condition	Good
Friability	Non-Friable
MD	Gypsum Board and Joint Compound
Last Sample	WH/SR - 002B
TC	(2)

Negative, (2), WH/SR - 003B, Light Brown Cove Base and Adhesive , Accessible

Representative Photos	

WH/SR - 003A

Sample Number	WH/SR - 003A
Sample Location	Warehouse Office
Sample Location Photo	

WH/SR - 003B

Sample Number	WH/SR - 003B
Sample Location	Warehouse Office

Sample Location Photo



MATERIAL INFORMATION

Material Description	Light Brown Cove Base and Adhesive
Accessible Material	Accessible
Positive for Asbestos	Negative
Unit	LF

Warehouse Office

Material Location	Warehouse Office
Suspect Material Quantity	50
Homogeneous Area	Warehouse Office
Total Approximate Quantity	50 LF
Condition	Good
Friability	Non-Friable
MD	Light Brown Cove Base and Adhesive
Last Sample	WH/SR - 003B
TC	(2)

Negative, (2), WH/SR - 004B, 2’ x 4’ Ceiling Tile, Accessible

Representative Photos	

WH/SR - 004A

Sample Number	WH/SR - 004A
Sample Location	Warehouse office
Sample Location Photo	

WH/SR - 004B

Sample Number	WH/SR - 004B
Sample Location	Print Room

Sample Location Photo



MATERIAL INFORMATION

Material Description	2’ x 4’ Ceiling Tile
Accessible Material	Accessible
Positive for Asbestos	Negative
Unit	SF

Warehouse Office and Print Room

Material Location	Warehouse Office and Print Room
Suspect Material Quantity	450
Homogeneous Area	Warehouse Office and Print Room
Total Approximate Quantity	450 SF
Condition	Damaged
Friability	Friable
MD	2’ x 4’ Ceiling Tile
Last Sample	WH/SR - 004B
TC	(2)

Positive, (3), WH/SR - 005C, 6” OD TSI Pipe Elbow, Accessible

Representative Photos	

WH/SR - 005A

Sample Number	WH/SR - 005A
Sample Location	Shipping and Receiving area
Sample Location Photo	

WH/SR - 005B

Sample Number	WH/SR - 005B
Sample Location	Shipping and Receiving

Sample Location Photo	

WH/SR - 005C

Sample Number	WH/SR - 005C
Sample Location	Warehouse
Sample Location Photo	

MATERIAL INFORMATION

Material Description	6” OD TSI Pipe Elbow
Accessible Material	Accessible
Positive for Asbestos	Positive
Asbestos Type	10% Amosite 7% Chrysotile <1% Crocidolite
Unit	Each

Shipping and Receiving Area, Warehouse

Material Location	Shipping and Receiving Area, Warehouse
Suspect Material Quantity	12
Homogeneous Area	Shipping and Receiving Area, Warehouse
Total Approximate Quantity	12 Each
Friability	Friable
Material Type	TSI
NESHAP Category	RACM
MD	6” OD TSI Pipe Elbow
Last Sample	WH/SR - 005C
TC	(3)

Positive, (3), WH/SR - 006C, 6” OD TSI Pipe Run, Accessible

Representative Photos



WH/SR - 006A

Sample Number	WH/SR - 006A
Sample Location	Shipping and Receiving Area

Sample Location Photo	

WH/SR - 006B

Sample Number	WH/SR - 006B
Sample Location	Shipping and Receiving
Sample Location Photo	

WH/SR - 006C

Sample Number	WH/SR - 006C
Sample Location	Warehouse

Sample Location Photo



MATERIAL INFORMATION

Material Description	6” OD TSI Pipe Run
Accessible Material	Accessible
Positive for Asbestos	Positive
Asbestos Type	10% Amosite 6% Chrysotile 5% Crocidolite
Unit	LF

Shipping and Receiving, Warehouse

Material Location	Shipping and Receiving, Warehouse
Suspect Material Quantity	300
Homogeneous Area	Shipping and Receiving, Warehouse
Total Approximate Quantity	300 LF
Condition	Good
Friability	Friable
Material Type	TSI
NESHAP Category	RACM
MD	6” OD TSI Pipe Run
Last Sample	WH/SR - 006C
TC	(3)

Negative, (2), WH/SR - 007B, Plaster, Accessible

Representative Photos	

WH/SR - 007A

Sample Number	WH/SR - 007A
Sample Location	Shipping and Receiving
Sample Location Photo	

WH/SR - 007B

Sample Number	WH/SR - 007B
Sample Location	Shipping and Receiving

Sample Location Photo



MATERIAL INFORMATION

Material Description	Plaster
Accessible Material	Accessible
Positive for Asbestos	Negative
Unit	SF

Shipping and Receiving

Material Location	Shipping and Receiving
Suspect Material Quantity	500
Homogeneous Area	Shipping and Receiving
Total Approximate Quantity	500 SF
Condition	Damaged
Friability	Friable
MD	Plaster
Last Sample	WH/SR - 007B
TC	(2)

Negative, (4), WH/SR-008D, Concrete, Gray, Accessible

Representative Photos	

WH/SR - 008A

Sample Number	WH/SR - 008A
Sample Location	Shipping and Receiving
Sample Location Photo	

WH/SR-008B

Sample Number	WH/SR-008B
Sample Location	Shipping and Receiving

Sample Location Photo	

WH/SR-008C

Sample Number	WH/SR-008C
Sample Location	Warehouse
Sample Location Photo	

WH/SR-008D

Sample Number	WH/SR-008D
Sample Location	Warehouse

Sample Location Photo



MATERIAL INFORMATION

Material Description	Concrete, Gray
Accessible Material	Accessible
Positive for Asbestos	Negative
Unit	SF

Throughout

Material Location	Throughout
Suspect Material Quantity	8000
Homogeneous Area	Throughout
Total Approximate Quantity	8000 SF
Condition	Good
Friability	Non-Friable
MD	Concrete, Gray
Last Sample	WH/SR-008D
TC	(4)

Negative, (3), WH/SR-009C, Concrete Joint Mastic, Accessible

Representative Photos



WH/SR-009A

Sample Number	WH/SR-009A
Sample Location	Warehouse

Sample Location Photo



WH/SR-009B

Sample Number	WH/SR-009B
Sample Location	Shipping and Receiving

Sample Location Photo



WH/SR-009C

Sample Number	WH/SR-009C
Sample Location	Shipping and Receiving

Sample Location Photo



MATERIAL INFORMATION

Material Description	Concrete Joint Mastic
Accessible Material	Accessible
Positive for Asbestos	Negative
Unit	LF

Throughout

Material Location	Throughout
Suspect Material Quantity	50
Homogeneous Area	Throughout
Total Approximate Quantity	50 LF
Condition	Good
Friability	Non-Friable
MD	Concrete Joint Mastic
Last Sample	WH/SR-009C
TC	(3)

Negative, (3), WH/SR-010C, CMU Grout, Accessible

Representative Photos	

WH/SR-010A

Sample Number	WH/SR-010A
Sample Location	Shipping and Receiving
Sample Location Photo	

WH/SR-010B

Sample Number	WH/SR-010B
Sample Location	Warehouse

Sample Location Photo	

WH/SR-010C

Sample Number	WH/SR-010C
Sample Location	Warehouse
Sample Location Photo	

MATERIAL INFORMATION

Material Description	CMU Grout
Accessible Material	Accessible
Positive for Asbestos	Negative
Unit	SF

Throughout

Material Location	Throughout

Suspect Material Quantity	3500
Homogeneous Area	Throughout
Total Approximate Quantity	3500 SF
Condition	Good
Friability	Non-Friable
MD	CMU Grout
Last Sample	WH/SR-010C
TC	(3)

Positive, (1), WH/SR-011A, Black Sink Undercoating , Accessible

Representative Photos



WH/SR-011A

Sample Number	WH/SR-011A
Sample Location	Shipping and Receiving

Sample Location Photo





MATERIAL INFORMATION

Material Description	Black Sink Undercoating
Accessible Material	Accessible
Positive for Asbestos	Positive
Asbestos Type	8% Chrysotile
Unit	SF

Warehouse

Material Location	Warehouse
Suspect Material Quantity	2
Homogeneous Area	Warehouse
Total Approximate Quantity	2 SF

Condition	Good
Friability	Non-Friable
Material Type	Misc.
NESHAP Category	Cat II
MD	Black Sink Undercoating
Last Sample	WH/SR-011A
TC	(1)

Negative, (1), WH/SR-012A, Fire Door Insulation , Accessible

Representative Photos



WH/SR-012A

Sample Number	WH/SR-012A
Sample Location	Door into shipping and Receiving

Sample Location Photo







MATERIAL INFORMATION

Material Description	Fire Door Insulation
Accessible Material	Accessible
Positive for Asbestos	Negative
Unit	Each

Throughour

Material Location	Throughour
Homogeneous Area	Throughour
Total Approximate Quantity	NaN Each
Condition	Good
Friability	Non-Friable
MD	Fire Door Insulation
Last Sample	WH/SR-012A
TC	(1)

GENERAL INFORMATION

Sample Location Diagrams



















Samples Submitted	Yes
timezone	America/Los_Angeles
Generate COC	Yes

COC SECTION

1) Fill in information in this section and sign in the signature field; 2) Use the built-in generate report icon bottom left corner (iOS) in order to generate a COC.

Relinquished By	Tanis Gaines
COC Signature	 Signed 2019-09-23 18:03:27 UTC
Asbestos Requested TAT	5 DAY
Asbestos Special Instructions	N/A
Asbestos Analytical Method	PLM EPA 600/R-93/116
Email Results	MLandi@trccompanies.com, schan@trccompanies.com, tgaines@trccompanies.com
TRC Office Address	17911 Von Karman Avenue, Suite 400, Irvine, CA 92614

REPORT SECTION

Report generation is under development. If you have questions please contact Heath Howard at hhoward@trcsolutions.com.

Email for Report Delivery	Mlcampbell@trcsolutions.com
Compile Generic Report	N/A
Compile Walmart Report	N/A

Morro Bay Maintenance Building - Pre-Demo ACM Survey

Created	2019-09-16 09:07:04 PDT by Sabrina Chan
Updated	2019-10-18 15:59:46 PDT by Sabrina Chan
Location	35.3725341149, -120.858022794
Status	Report Reviewed

PROJECT INFORMATION

Project Name	Morro Bay Maintenance Building - Pre-Demo ACM Survey
Property Name	Morro Bay Power Plant - Units 1, 2, 3 and 4, Warehouse, Maintenance and Administration Building
Project Address	1290 Embarcadero Morro Bay, CA 93442
TRC Project Number	330541
TRC Project Manager	M. Campbell
Inspection Start Date	2019-09-16
Inspector(s)	Tanis Gaines, Sabrina Chan, Matt Cuda, Kartik Bhatt, Hector Gonzalez, Chris Blake
Client	Dynergy/Luminant
Client Contact Name	Dianna Tickner
Client Email	Dianna.Tickner@vistraenergy.com
Client Address	1500 Eastport Plaza Drive Collinsville, Illinois 62234
Surveys Performed	Asbestos
Results Audited	Yes

ASBESTOS SECTION

Asbestos Present	No
Suspect Inaccessible Materials Present	Yes

Negative, (3), MB-1st-001C, Concrete Slab , Accessible

Representative Photos



MB-1st-001A

Sample Number	MB-1st-001A
Sample Location	SE entryway to Maintenance building

Sample Location Photo	

MB-1st-001B

Sample Number	MB-1st-001B
Sample Location	Nw bay
Sample Location Photo	

MB-1st-001C

Sample Number	MB-1st-001C
Sample Location	NE bay

Sample Location Photo



MATERIAL INFORMATION

Material Description	Concrete Slab
Accessible Material	Accessible
Positive for Asbestos	Negative
Unit	SF

Flooring of main room and 2nd floor landing

Material Location	Flooring of main room and 2nd floor landing
Suspect Material Quantity	2500
Homogeneous Area	Flooring of main room and 2nd floor landing
Total Approximate Quantity	2500 SF
Condition	Good
Friability	Non-Friable
MD	Concrete Slab
Last Sample	MB-1st-001C
TC	(3)

Negative, (3), MB-2nd-002C, Carpet Glue, Accessible

Representative Photos	

MB-2nd-002A

Sample Number	MB-2nd-002A
Sample Location	NW 2nd Floor office
Sample Location Photo	

MB-2nd-002B

Sample Number	MB-2nd-002B
Sample Location	Electrical relay room/test lab

Sample Location Photo



MB-2nd-002C

Sample Number	MB-2nd-002C
Sample Location	Electrical relay room/test lab

Sample Location Photo



MATERIAL INFORMATION

Material Description	Carpet Glue
Accessible Material	Accessible
Positive for Asbestos	Negative
Unit	SF

2nd Floor

Material Location	2nd Floor
Suspect Material Quantity	850
Homogeneous Area	2nd Floor
Total Approximate Quantity	850 SF
Condition	Good
Friability	Non-Friable
MD	Carpet Glue
Last Sample	MB-2nd-002C
TC	(3)

Negative, (2), MB-2nd-003B, 12” x 12” Blue Flocked Floor Tile and Adhesive, Accessible

Representative Photos	

MB-2nd-003A

Sample Number	MB-2nd-003A
Sample Location	Electrical Relay Room/Test Lab
Sample Location Photo	

MB-2nd-003B

Sample Number	MB-2nd-003B
Sample Location	Electrical Relay Room/Test Lab

Sample Location Photo



MATERIAL INFORMATION

Material Description	12” x 12” Blue Flocked Floor Tile and Adhesive
Accessible Material	Accessible
Positive for Asbestos	Negative
Unit	SF

Electrical Relay Room/test Lab

Material Location	Electrical Relay Room/test Lab
Suspect Material Quantity	200
Homogeneous Area	Electrical Relay Room/test Lab
Total Approximate Quantity	200 SF
Condition	Good
Friability	Friable
MD	12” x 12” Blue Flocked Floor Tile and Adhesive
Last Sample	MB-2nd-003B
TC	(2)

Negative, (2), MB-2nd-004B, Blue Cove Base and Adhesive , Accessible

Representative Photos	

MB-2nd-004A

Sample Number	MB-2nd-004A
Sample Location	Electrical Relay Room/Test Lab
Sample Location Photo	

MB-2nd-004B

Sample Number	MB-2nd-004B
Sample Location	Electrical Relay Room/Test Lab

Sample Location Photo



MATERIAL INFORMATION

Material Description	Blue Cove Base and Adhesive
Accessible Material	Accessible
Positive for Asbestos	Negative
Unit	LF

Electrical Relay Room/ Test Lab

Material Location	Electrical Relay Room/ Test Lab
Suspect Material Quantity	60
Homogeneous Area	Electrical Relay Room/ Test Lab
Total Approximate Quantity	60 LF
Condition	Good
Friability	Non-Friable
MD	Blue Cove Base and Adhesive
Last Sample	MB-2nd-004B
TC	(2)

Negative, (3), MB-1st-005C, 2’ x 4’ Ceiling Tile, Accessible

Representative Photos	

MB-2nd-005A

Sample Number	MB-2nd-005A
Sample Location	NW office
Sample Location Photo	

MB-1st-005B

Sample Number	MB-1st-005B
Sample Location	NE Office

Sample Location Photo	

MB-1st-005C

Sample Number	MB-1st-005C
Sample Location	SE Office
Sample Location Photo	

MATERIAL INFORMATION

Material Description	2’ x 4’ Ceiling Tile
Accessible Material	Accessible
Positive for Asbestos	Negative
Unit	SF

Throughout 2nd Floor offices

Material Location	Throughout 2nd Floor offices

Suspect Material Quantity	800
Homogeneous Area	Throughout 2nd Floor offices
Total Approximate Quantity	800 SF
Condition	Damaged
Friability	Friable
MD	2’ x 4’ Ceiling Tile
Last Sample	MB-1st-005C
TC	(3)

Negative, (3), MB-1st-006C, Gypsum Board and Joint Compound , Accessible

Representative Photos



MB-2nd-006A

Sample Number	MB-2nd-006A
Sample Location	NW office

Sample Location Photo	

MB-1st-006B

Sample Number	MB-1st-006B
Sample Location	NE office
Sample Location Photo	

MB-1st-006C

Sample Number	MB-1st-006C
Sample Location	SE office

Sample Location Photo



MATERIAL INFORMATION

Material Description	Gypsum Board and Joint Compound
Accessible Material	Accessible
Positive for Asbestos	Negative
Unit	SF

Throughout 1st and 2nd Floor Offices

Material Location	Throughout 1st and 2nd Floor Offices
Suspect Material Quantity	1800
Homogeneous Area	Throughout 1st and 2nd Floor Offices
Total Approximate Quantity	1800 SF
Condition	Good
Friability	Friable
MD	Gypsum Board and Joint Compound
Last Sample	MB-1st-006C
TC	(3)

Negative, (1), MB-2nd-007A, Gray Sink Undercoating , Accessible

Representative Photos	

MB-2nd-007A

Sample Number	MB-2nd-007A
Sample Location	NW office
Sample Location Photo	

MATERIAL INFORMATION

Material Description	Gray Sink Undercoating
Accessible Material	Accessible
Positive for Asbestos	Negative
Unit	SF

NW office

Material Location	NW office

Suspect Material Quantity	2
Homogeneous Area	NW office
Total Approximate Quantity	2 SF
Condition	Good
Friability	Friable
MD	Gray Sink Undercoating
Last Sample	MB-2nd-007A
TC	(1)

Negative, (3), MB-1st-008C, 12” x 12” Beige Flocked vinyl Floor Tile with Adhesive, Accessible

Representative Photos



MB-1st-008A

Sample Number	MB-1st-008A
Sample Location	NE office

Sample Location Photo



MB-1st-008B

Sample Number	MB-1st-008B
Sample Location	East Office

Sample Location Photo



MB-1st-008C

Sample Number	MB-1st-008C
Sample Location	SE Office

Sample Location Photo



MATERIAL INFORMATION

Material Description	12” x 12” Beige Flocked vinyl Floor Tile with Adhesive
Accessible Material	Accessible
Positive for Asbestos	Negative
Unit	SF

Throughout 1st Floor Offices

Material Location	Throughout 1st Floor Offices
Suspect Material Quantity	1000
Homogeneous Area	Throughout 1st Floor Offices
Total Approximate Quantity	1000 SF
Condition	Good
Friability	Friable
MD	12” x 12” Beige Flocked vinyl Floor Tile with Adhesive
Last Sample	MB-1st-008C
TC	(3)

Negative, (3), MB-1st-009C, Brown Cove Base and Adhesive , Accessible

Representative Photos	

MB-1st-09A

Sample Number	MB-1st-09A
Sample Location	NE Office
Sample Location Photo	

MB-1st-09B

Sample Number	MB-1st-09B
Sample Location	East Office

Sample Location Photo	

MB-1st-009C

Sample Number	MB-1st-009C
Sample Location	SE Office
Sample Location Photo	

MATERIAL INFORMATION

Material Description	Brown Cove Base and Adhesive
Accessible Material	Accessible
Positive for Asbestos	Negative
Unit	LF

Throughout 1st Floor Offices

Material Location	Throughout 1st Floor Offices

Suspect Material Quantity	165
Homogeneous Area	Throughout 1st Floor Offices
Total Approximate Quantity	165 LF
Condition	Good
Friability	Non-Friable
MD	Brown Cove Base and Adhesive
Last Sample	MB-1st-009C
TC	(3)

Negative, (3), MB-1st-010C, CMU Grout, Accessible

Representative Photos



MB-1st-010A

Sample Number	MB-1st-010A
Sample Location	Outside Tool Room

Sample Location Photo	

MB-1st-010B

Sample Number	MB-1st-010B
Sample Location	South wall of tool room
Sample Location Photo	

MB-1st-010C

Sample Number	MB-1st-010C
Sample Location	SE wall at entry

Sample Location Photo



MATERIAL INFORMATION

Material Description	CMU Grout
Accessible Material	Accessible
Positive for Asbestos	Negative
Unit	SF

Throughout

Material Location	Throughout
Suspect Material Quantity	3000
Homogeneous Area	Throughout
Total Approximate Quantity	3000 SF
Condition	Good
MD	CMU Grout
Last Sample	MB-1st-010C
TC	(3)

Negative, (2), MB-2nd-011B, HVAC Duct Mastic, Accessible

Representative Photos	

MB-2nd-011A

Sample Number	MB-2nd-011A
Sample Location	Balcony overlooking maintaince area
Sample Location Photo	

MB-2nd-011B

Sample Number	MB-2nd-011B
Sample Location	Balcony next to admin building overlooking maintenance area

Sample Location Photo



MATERIAL INFORMATION

Material Description	HVAC Duct Mastic
Accessible Material	Accessible
Positive for Asbestos	Negative
Unit	SF

Balcony along admin building

Material Location	Balcony along admin building
Suspect Material Quantity	8
Homogeneous Area	Balcony along admin building
Total Approximate Quantity	8 SF
Condition	Good
Friability	Non-Friable
MD	HVAC Duct Mastic
Last Sample	MB-2nd-011B
TC	(2)

Negative, (2), MB-2nd-012B, White Caulking , Accessible

Representative Photos	

MB-2nd-012A

Sample Number	MB-2nd-012A
Sample Location	Balcony area next to admin building
Sample Location Photo	

MB-2nd-012B

Sample Number	MB-2nd-012B
Sample Location	Balcony area next to admin building

Sample Location Photo



MATERIAL INFORMATION

Material Description	White Caulking
Accessible Material	Accessible
Positive for Asbestos	Negative
Unit	LF

Around ducting on balcony area off of admin building (inside maintenance building) and windows above tool rooms.

Material Location	Around ducting on balcony area off of admin building (inside maintenance building) and windows above tool rooms.
Suspect Material Quantity	75
Homogeneous Area	Around ducting on balcony area off of admin building (inside maintenance building) and windows above tool rooms.
Total Approximate Quantity	75 LF
Condition	Good
Friability	Non-Friable
MD	White Caulking
Last Sample	MB-2nd-012B
TC	(2)

Fire Door, Inaccessible

Representative Photos



MATERIAL INFORMATION

Material Description	Fire Door
Accessible Material	Inaccessible
Reason Inaccessible	Discreet Sampling Requested
Unit	Each

Throughout

Material Location	Throughout
Suspect Material Quantity	2
Homogeneous Area	Throughout
Total Approximate Quantity	2 Each
MD	Fire Door

GENERAL INFORMATION

Sample Location Diagrams




2 TON CAP











Samples Submitted	No
timezone	America/Los_Angeles
Generate COC	Yes

COC SECTION

1) Fill in information in this section and sign in the signature field; 2) Use the built-in generate report icon bottom left corner (iOS) in order to generate a COC.

Relinquished By	Tanis Gaines
COC Signature	 Signed 2019-09-23 18:11:22 UTC
Asbestos Requested TAT	5 DAY
Asbestos Special Instructions	N/A
Asbestos Analytical Method	PLM EPA 600/R-93/116
Email Results	mlcampbell@trccompanies.com, schan@trccompanies.com, tgaines@trccompanies.com
TRC Office Address	17911 Von Karman Avenue, Suite 400, Irvine, CA 92614

REPORT SECTION

Report generation is under development. If you have questions please contact Heath Howard at hhoward@trcsolutions.com.

Email for Report Delivery	Mlcampbell@trcsolutions.com
Compile Generic Report	N/A
Compile Walmart Report	N/A

Morro Bay Admin Building - Pre-Demo ACM Survey

Created	2019-09-16 09:07:33 PDT by Sabrina Chan
Updated	2019-10-18 15:59:24 PDT by Sabrina Chan
Location	35.3725341149, -120.858022794
Status	Report Reviewed

PROJECT INFORMATION

Project Name	Morro Bay Admin Building - Pre-Demo ACM Survey
Property Name	Morro Bay Power Plant - Units 1, 2, 3 and 4, Warehouse, Maintenance and Administration Building
Project Address	1290 Embarcadero Morro Bay, CA 93442
TRC Project Number	330541
TRC Project Manager	M. Campbell
Inspection Start Date	2019-09-16
Inspector(s)	Tanis Gaines, Sabrina Chan, Matt Cuda, Kartik Bhatt, Hector Gonzalez, Chris Blake
Client	Dynergy/Luminant
Client Contact Name	Dianna Tickner
Client Email	Dianna.Tickner@vistraenergy.com
Client Address	1500 Eastport Plaza Drive Collinsville, Illinois 62234

Overview Photo





Surveys Performed	Asbestos
Results Audited	Yes

ASBESTOS SECTION

Asbestos Present	Yes
Suspect Inaccessible Materials Present	Yes

Positive, (3), AB-2nd-001C , Vinyl Floor Tile with Black Mastic, 9" x 9", Brown, Accessible

Representative Photos





AB-1st-001A

Sample Number	AB-1st-001A

Sample Location	1st Floor Elevator Lobby
Sample Location Photo	 

AB-2nd-001B

Sample Number	AB-2nd-001B
Sample Location	2nd Floor E/W Corridor at Elevator Lobby
Sample Location Photo	
	

AB-2nd-001C

Sample Number	AB-2nd-001C
Sample Location	Office 212

Sample Location Photo





MATERIAL INFORMATION

Material Description	Vinyl Floor Tile with Black Mastic, 9" x 9", Brown

Accessible Material	Accessible
Positive for Asbestos	Positive
Asbestos Type	10% Chrysotile (Floor Tile) No Asbestos Detected (Yellow Mastic and Black Mastic)
Unit	SF

Throughout Building

Material Location	Throughout Building
Suspect Material Quantity	3500
Homogeneous Area	Throughout Building
Total Approximate Quantity	3500 SF
Condition	Good
Friability	Non-Friable
Material Type	Misc.
NESHAP Category	Cat I
MD	Vinyl Floor Tile with Black Mastic, 9" x 9", Brown
Last Sample	AB-2nd-001C
TC	(3)

Positive, (3), AB-3rd-002C, Cove Base and Associated Adhesive, Burgundy , Accessible

Representative Photos



AB- 1st-002A

Sample Number	AB- 1st-002A
Sample Location	1st Floor Front Foyer, S Wall

Sample Location Photo





AB-2nd-002B

Sample Number	AB-2nd-002B
Sample Location	2nd Floor Elevator Lobby at W Wall

Sample Location Photo





AB-3rd-002C

Sample Number	AB-3rd-002C
Sample Location	Office 302, S Wall

Sample Location Photo





MATERIAL INFORMATION

Material Description	Cove Base and Associated Adhesive, Burgundy
Accessible Material	Accessible
Positive for Asbestos	Positive
Asbestos Type	Assumed >1% Chrysotile (Cove Base Adhesive) No Asbestos Detected (Cove abase)
Unit	LF

Throughout 1st, 2nd and 3rd Floor

Material Location	Throughout 1st, 2nd and 3rd Floor
Suspect Material Quantity	1000
Homogeneous Area	Throughout 1st, 2nd and 3rd Floor
Total Approximate Quantity	1000 LF

Condition	Good
Friability	Non-Friable
Material Type	Misc.
NESHAP Category	Cat II
MD	Cove Base and Associated Adhesive, Burgundy
Last Sample	AB-3rd-002C
TC	(3)

Positive, (4), AB-2nd-003D, Plaster, Skim Coat with Base Coat, Off White , Accessible

Representative Photos



AB-1st-003A

Sample Number	AB-1st-003A
Sample Location	1st Floor, Foyer, N Wall

Sample Location Photo





AB-1st-003B

Sample Number	AB-1st-003B
Sample Location	1st Floor, E/W Corridor, S Wall at Entry to Power Block

Sample Location Photo





AB-2nd-003C

Sample Number	AB-2nd-003C
Sample Location	Copy & Mail Room 206, E Wall

Sample Location Photo





AB-2nd-003D

Sample Number	AB-2nd-003D
Sample Location	Office 212 Ceiling

Sample Location Photo





MATERIAL INFORMATION

Material Description	Plaster, Skim Coat with Base Coat, Off White
Accessible Material	Accessible
Positive for Asbestos	Positive
Asbestos Type	3% Chrysotile (Skim Coat) No Asbestos Detected (Plaster Base/Rough Coat)
Unit	SF

Walls and ceilings throughout

Material Location	Walls and ceilings throughout
Suspect Material Quantity	5500
Homogeneous Area	Walls and ceilings throughout
Total Approximate Quantity	5500 SF

Condition	Good
Friability	Friable
Material Type	Misc.
NESHAP Category	RACM
MD	Plaster, Skim Coat with Base Coat, Off White
Last Sample	AB-2nd-003D
TC	(4)

Trace, (3), AB-3rd-004C, Carpet Glue , Accessible

Representative Photos



AB-1st-004A

Sample Number	AB-1st-004A
Sample Location	1st Floor Elevator Lobby at Stair Closet

Sample Location Photo





AB-2nd-004B

Sample Number	AB-2nd-004B

Sample Location	Office 212
Sample Location Photo	 

AB-3rd-004C

Sample Number	AB-3rd-004C
Sample Location	Office 302 at Elevator Lobby
Sample Location Photo	

MATERIAL INFORMATION

Material Description	Carpet Glue
Accessible Material	Accessible
Positive for Asbestos	Trace
Asbestos Type	<1% Chrysotile
Unit	SF

Throughout

Material Location	Throughout
Suspect Material Quantity	2000
Homogeneous Area	Throughout
Total Approximate Quantity	2000 SF
Condition	Good
Friability	Non-Friable
MD	Carpet Glue
Last Sample	AB-3rd-004C
TC	(3)

Negative, (3), AB-2nd-005C , Ceramic Wall Tile Grout, White , Accessible

Representative Photos



AB-1st-005A

Sample Number	AB-1st-005A
Sample Location	Men’s Locker Room E wall

Sample Location Photo





AB-1st-005B

Sample Number	AB-1st-005B
Sample Location	1st Floor Women’s Locker Room

Sample Location Photo



AB-2nd-005C

Sample Number	AB-2nd-005C
Sample Location	2nd Floor Women’s Restroom, S Wall

Sample Location Photo





MATERIAL INFORMATION

Material Description	Ceramic Wall Tile Grout, White
Accessible Material	Accessible
Positive for Asbestos	Negative
Unit	SF

1st, 2nd and 3rd Floor Men’s and Women’s Locker Room

Material Location	1st, 2nd and 3rd Floor Men’s and Women’s Locker Room
Suspect Material Quantity	1000
Homogeneous Area	1st, 2nd and 3rd Floor Men’s and Women’s Locker Room
Total Approximate Quantity	1000 SF
Condition	Damaged

Friability	Non-Friable
MD	Ceramic Wall Tile Grout, White
Last Sample	AB-2nd-005C
TC	(3)

Negative, (3), AB-3rd-006C , Ceramic Floor Tile Grout, Brown , Accessible

Representative Photos



AB-1st-006A

Sample Number	AB-1st-006A
Sample Location	Entry to Shower Room

Sample Location Photo





AB-2nd-006B

Sample Number	AB-2nd-006B

Sample Location	2nd Floor Women’s Restroom
Sample Location Photo	 

AB-3rd-006C

Sample Number	AB-3rd-006C
Sample Location	3rd Floor Men’s Restroom
Sample Location Photo	 

MATERIAL INFORMATION

Material Description	Ceramic Floor Tile Grout, Brown
Accessible Material	Accessible
Positive for Asbestos	Negative
Unit	SF

1st Floor Men’s & 2nd Floor Women’s Locker Room

Material Location	1st Floor Men’s & 2nd Floor Women’s Locker Room
Suspect Material Quantity	2000
Homogeneous Area	1st Floor Men’s & 2nd Floor Women’s Locker Room

Total Approximate Quantity	2000 SF
Condition	Good
Friability	Non-Friable
MD	Ceramic Floor Tile Grout, Brown
Last Sample	AB-3rd-006C
TC	(3)

Negative, (3), AB-3rd-007C, Cove Base and Associated Adhesive, Brown, Accessible

Representative Photos



AB-1st-007A

Sample Number	AB-1st-007A
Sample Location	1st Floor N/S Corridor to Maintenance Shops, W Wall

Sample Location Photo





AB-2nd-007B

Sample Number	AB-2nd-007B
Sample Location	Room 211, S Wall

Sample Location Photo





AB-3rd-007C

Sample Number	AB-3rd-007C
Sample Location	3rd Floor E/W Corridor, S Wall

Sample Location Photo





MATERIAL INFORMATION

Material Description	Cove Base and Associated Adhesive, Brown
Accessible Material	Accessible
Positive for Asbestos	Negative
Unit	LF

1st, 2nd and 3rd Floor Corridors and Office

Material Location	1st, 2nd and 3rd Floor Corridors and Office
Suspect Material Quantity	1500
Homogeneous Area	1st, 2nd and 3rd Floor Corridors and Office
Total Approximate Quantity	1500 LF
Condition	Good

Friability	Non-Friable
MD	Cove Base and Associated Adhesive, Brown
Last Sample	AB-3rd-007C
TC	(3)

Negative, (3), AB-2nd-008C, Wallboard, Gypsum with Joint Compound, Off White , Accessible

Representative Photos





AB-1st-008A

Sample Number	AB-1st-008A
Sample Location	E Wall at Door

Sample Location Photo





AB-2nd-008B

Sample Number	AB-2nd-008B
Sample Location	Office 204A, S Wall

Sample Location Photo





AB-2nd-008C

Sample Number	AB-2nd-008C
Sample Location	Office 212, S Wall

Sample Location Photo





MATERIAL INFORMATION

Material Description	Wallboard, Gypsum with Joint Compound, Off White
Accessible Material	Accessible
Positive for Asbestos	Negative
Unit	SF

1st Floor, Production Team Leader Office, 2nd Floor Offices

Material Location	1st Floor, Production Team Leader Office, 2nd Floor Offices
Suspect Material Quantity	2000
Homogeneous Area	1st Floor, Production Team Leader Office, 2nd Floor Offices
Total Approximate Quantity	2000 SF
Condition	Good

Friability	Non-Friable
MD	Wallboard, Gypsum with Joint Compound, Off White
Last Sample	AB-2nd-008C
TC	(3)

Negative, (3), Ab-1st-009C, Vinyl Floor Tile with Black Mastic, 12" x 12", Beige w/ Flock , Accessible

Representative Photos



AB-1st-009A

Sample Number	AB-1st-009A
Sample Location	1st Floor, Production Team Leader Office

Sample Location Photo





AB-1st-009B

Sample Number	AB-1st-009B
Sample Location	Corridor outside of production team leader office

Sample Location Photo



Ab-1st-009C

Sample Number	Ab-1st-009C
Sample Location	NW side of 1st floor breakroom

Sample Location Photo



MATERIAL INFORMATION

Material Description	Vinyl Floor Tile with Black Mastic, 12" x 12", Beige w/ Flock
Accessible Material	Accessible
Positive for Asbestos	Negative
Unit	SF

1st Floor N-S Corridor, Breakroom and Offices

Material Location	1st Floor N-S Corridor, Breakroom and Offices
Suspect Material Quantity	1200
Homogeneous Area	1st Floor N-S Corridor, Breakroom and Offices
Total Approximate Quantity	1200 SF
Condition	Damaged
Friability	Non-Friable
MD	Vinyl Floor Tile with Black Mastic, 12" x 12", Beige w/ Flock
Last Sample	Ab-1st-009C
TC	(3)

Negative, (3), AB-3rd-010C, 2’ x 4’ Ceiling Panel, White , Accessible

Representative Photos



AB-1st-010A

Sample Number	AB-1st-010A
Sample Location	1st Floor Production Team Leader Office

Sample Location Photo





AB-2nd-010B

Sample Number	AB-2nd-010B
Sample Location	Office 204C

Sample Location Photo





AB-3rd-010C

Sample Number	AB-3rd-010C
Sample Location	Office 308

Sample Location Photo





MATERIAL INFORMATION

Material Description	2’ x 4’ Ceiling Panel, White
Accessible Material	Accessible
Positive for Asbestos	Negative
Unit	SF

1st Floor N/S Corridor and Production Team Leader Office, 2nd and 3rd Floor Offices

Material Location	1st Floor N/S Corridor and Production Team Leader Office, 2nd and 3rd Floor Offices
Suspect Material Quantity	1650
Homogeneous Area	1st Floor N/S Corridor and Production Team Leader Office, 2nd and 3rd Floor Offices
Total Approximate Quantity	1650 SF
Condition	Good
Friability	Friable
MD	2’ x 4’ Ceiling Panel, White
Last Sample	AB-3rd-010C
TC	(3)

Negative, (3), AB-1st-011C, Terrazzo Flooring, Brown w/ White Specks, Accessible

Representative Photos



AB-2nd-011A

Sample Number	AB-2nd-011A
Sample Location	2nd Floor Stairs

Sample Location Photo





AB-3rd-011B

Sample Number	AB-3rd-011B
Sample Location	Stairs at 3rd Floor Elevator Lobby

Sample Location Photo





AB-1st-011C

Sample Number	AB-1st-011C
Sample Location	Stairs at 1st Floor Elevator Lobby

Sample Location Photo





MATERIAL INFORMATION

Material Description	Terrazzo Flooring, Brown w/ White Specks
Accessible Material	Accessible
Positive for Asbestos	Negative
Unit	SF

Stairs

Material Location	Stairs
Suspect Material Quantity	1000
Homogeneous Area	Stairs
Total Approximate Quantity	1000 SF
Condition	Good

Friability	Non-Friable
MD	Terrazzo Flooring, Brown w/ White Specks
Last Sample	AB-1st-011C
TC	(3)

Elevator Break Pads , Inaccessible

Representative Photos



MATERIAL INFORMATION

Material Description	Elevator Break Pads
Accessible Material	Inaccessible
Reason Inaccessible	No Access
Unit	Each

Admin Bldg. Elevator

Material Location	Admin Bldg. Elevator
Homogeneous Area	Admin Bldg. Elevator
Total Approximate Quantity	NaN Each
Notes	Assumed
MD	Elevator Break Pads

Negative, (2), AB-3rd-012B , Cove Base and Associated Adhesive, Blue, Accessible

Representative Photos



AB-2nd-012A

Sample Number	AB-2nd-012A
Sample Location	Office 205, S Wall

Sample Location Photo





AB-3rd-012B

Sample Number	AB-3rd-012B
Sample Location	Office 314

Sample Location Photo





MATERIAL INFORMATION

Material Description	Cove Base and Associated Adhesive, Blue
Accessible Material	Accessible
Positive for Asbestos	Negative
Unit	LF

Office 205 and 314

Material Location	Office 205 and 314
Suspect Material Quantity	500
Homogeneous Area	Office 205 and 314
Total Approximate Quantity	500 LF
Condition	Good

Friability	Non-Friable
MD	Cove Base and Associated Adhesive, Blue
Last Sample	AB-3rd-012B
TC	(2)

Positive, (3), AB-3rd-013C , Cove Base and Associated Adhesive, Gray, Accessible

Representative Photos



AB-2nd-013A

Sample Number	AB-2nd-013A
Sample Location	Office 212, N Wall

Sample Location Photo





AB-2nd-013B

Sample Number	AB-2nd-013B
Sample Location	Room 207, N Wall

Sample Location Photo





AB-3rd-013C

Sample Number	AB-3rd-013C
Sample Location	Office 305, W Wall

Sample Location Photo





MATERIAL INFORMATION

Material Description	Cove Base and Associated Adhesive, Gray
Accessible Material	Accessible
Positive for Asbestos	Positive
Asbestos Type	2% Chrysotile (Cove Base Adhesive) No Asbestos Detected (Cove Base)
Unit	LF

Offices on the 2nd and 3rd Floors

Material Location	Offices on the 2nd and 3rd Floors
Suspect Material Quantity	800
Homogeneous Area	Offices on the 2nd and 3rd Floors
Total Approximate Quantity	800 LF

Condition	Good
Friability	Non-Friable
Material Type	Misc.
NESHAP Category	Cat II
MD	Cove Base and Associated Adhesive, Gray
Last Sample	AB-3rd-013C
TC	(3)

Negative, (3), AB-3rd-014C , Window Caulking, Off White , Accessible

Representative Photos



AB-2nd-014A

Sample Number	AB-2nd-014A
Sample Location	Office 212, S Wall Windows

Sample Location Photo



AB-2nd-014B

Sample Number	AB-2nd-014B
Sample Location	Office 212, S Wall Windows

Sample Location Photo





AB-3rd-014C

Sample Number	AB-3rd-014C
Sample Location	Office 309, N Wall Windows

Sample Location Photo





MATERIAL INFORMATION

Material Description	Window Caulking, Off White
Accessible Material	Accessible
Positive for Asbestos	Negative
Unit	LF

Spread throughout building

Material Location	Spread throughout building
Suspect Material Quantity	250
Homogeneous Area	Spread throughout building
Total Approximate Quantity	250 LF
Condition	Good
Friability	Non-Friable
MD	Window Caulking, Off White
Last Sample	AB-3rd-014C
TC	(3)

Negative, (3), AB-3rd-015C, Sheet Flooring with Yellow Adhesive, Beige w/ White Specks , Accessible

Representative Photos



AB-3rd-015A

Sample Number	AB-3rd-015A
Sample Location	3rd Floor Kitchen

Sample Location Photo





AB-3rd-015B

Sample Number	AB-3rd-015B

Sample Location	3rd Floor Kitchen
Sample Location Photo	 

AB-3rd-015C

Sample Number	AB-3rd-015C
Sample Location	3rd Floor Kitchen
Sample Location Photo	





MATERIAL INFORMATION

Material Description	Sheet Flooring with Yellow Adhesive, Beige w/ White Specks

Accessible Material	Accessible
Positive for Asbestos	Negative
Unit	SF

3rd Floor Kitchen

Material Location	3rd Floor Kitchen
Suspect Material Quantity	60
Homogeneous Area	3rd Floor Kitchen
Total Approximate Quantity	60 SF
Condition	Good
Friability	Non-Friable
MD	Sheet Flooring with Yellow Adhesive, Beige w/ White Specks
Last Sample	AB-3rd-015C
TC	(3)

Negative, (3), AB-3rd-016C, Vinyl Floor Tile with Black Mastic, 9" x 9", Gray w/ White Streaks , Accessible

Representative Photos



AB-3rd-016A

Sample Number	AB-3rd-016A
Sample Location	Office 314

Sample Location Photo





AB-3rd-016B

Sample Number	AB-3rd-016B
Sample Location	Lab 314D, SE Corner

Sample Location Photo





AB-3rd-016C

Sample Number	AB-3rd-016C
Sample Location	Lab 314D, Center

Sample Location Photo





MATERIAL INFORMATION

Material Description	Vinyl Floor Tile with Black Mastic, 9" x 9", Gray w/ White Streaks

Accessible Material	Accessible
Positive for Asbestos	Negative
Unit	SF

Office 314 and Lab 314D

Material Location	Office 314 and Lab 314D
Suspect Material Quantity	400
Homogeneous Area	Office 314 and Lab 314D
Total Approximate Quantity	400 SF
Condition	Good
Friability	Non-Friable
MD	Vinyl Floor Tile with Black Mastic, 9" x 9", Gray w/ White Streaks
Last Sample	AB-3rd-016C
TC	(3)

Negative, (1), AB-3rd-017A, Lab Countertop, Black , Accessible

Representative Photos



AB-3rd-017A

Sample Number	AB-3rd-017A
Sample Location	Lab 314D Center Lab Bench

Sample Location Photo





MATERIAL INFORMATION

Material Description	Lab Countertop, Black
Accessible Material	Accessible
Positive for Asbestos	Negative
Unit	SF

Lab 314D

Material Location	Lab 314D
Suspect Material Quantity	140
Homogeneous Area	Lab 314D
Total Approximate Quantity	140 SF
Condition	Good

Friability	Non-Friable
MD	Lab Countertop, Black
Last Sample	AB-3rd-017A
TC	(1)

Negative, (2), AB-3rd-018B, 12” x 12” Floor Tile, Gray w/ White Flock , Accessible

Representative Photos



AB-3rd-018A

Sample Number	AB-3rd-018A
Sample Location	Lab 314D

Sample Location Photo





AB-3rd-018B

Sample Number	AB-3rd-018B
Sample Location	Lab 314D

Sample Location Photo





MATERIAL INFORMATION

Material Description	12” x 12” Floor Tile, Gray w/ White Flock
Accessible Material	Accessible
Positive for Asbestos	Negative
Unit	SF

Lab 314

Material Location	Lab 314
Suspect Material Quantity	40
Homogeneous Area	Lab 314
Total Approximate Quantity	40 SF
Condition	Good

Friability	Non-Friable
MD	12” x 12” Floor Tile, Gray w/ White Flock
Last Sample	AB-3rd-018B
TC	(2)

Positive, (3), AB-3rd-019C, Cove Base and Associated Adhesive, Black, Accessible

Representative Photos



AB-3rd-019A

Sample Number	AB-3rd-019A
Sample Location	Lab 314D, W Wall

Sample Location Photo





AB-3rd-019B

Sample Number	AB-3rd-019B
Sample Location	Lab 314D, E Wall

Sample Location Photo





AB-3rd-019C

Sample Number	AB-3rd-019C
Sample Location	Lab 314D, S Wall

Sample Location Photo





MATERIAL INFORMATION

Material Description	Cove Base and Associated Adhesive, Black
Accessible Material	Accessible
Positive for Asbestos	Positive
Asbestos Type	2% Chrysotile (Cove Base Adhesive) No Asbestos Detected (Cove Base)
Unit	LF

Lab 314

Material Location	Lab 314
Suspect Material Quantity	60
Homogeneous Area	Lab 314
Total Approximate Quantity	60 LF

Condition	Good
Friability	Non-Friable
Material Type	Misc.
NESHAP Category	Cat II
MD	Cove Base and Associated Adhesive, Black
Last Sample	AB-3rd-019C
TC	(3)

Negative, (2), AB-1st-020B, Wall Carpet Adhesive, Brown , Accessible

Representative Photos



AB-1st-020A

Sample Number	AB-1st-020A
Sample Location	Old Telephone Room, N Wall

Sample Location Photo





AB-1st-020B

Sample Number	AB-1st-020B
Sample Location	Old Telephone Room, W Wall

Sample Location Photo





MATERIAL INFORMATION

Material Description	Wall Carpet Adhesive, Brown
Accessible Material	Accessible
Positive for Asbestos	Negative
Unit	SF

1st Floor, Old Telephone Room

Material Location	1st Floor, Old Telephone Room
Suspect Material Quantity	60
Homogeneous Area	1st Floor, Old Telephone Room
Total Approximate Quantity	60 SF
Condition	Good

Friability	Non-Friable
MD	Wall Carpet Adhesive, Brown
Last Sample	AB-1st-020B
TC	(2)

Fire Door, Inaccessible

Representative Photos









MATERIAL INFORMATION

Material Description	Fire Door
Accessible Material	Inaccessible
Reason Inaccessible	Discreet Sampling Requested
Unit	Each

1st Floor

Material Location	1st Floor
Suspect Material Quantity	3

2nd Floor

Material Location	2nd Floor
Suspect Material Quantity	0

3rd Floor

Material Location	3rd Floor
Suspect Material Quantity	1
Homogeneous Area	1st Floor, 2nd Floor, 3rd Floor
Total Approximate Quantity	4 Each
MD	Fire Door

GENERAL INFORMATION

Sample Location Diagrams





















Samples Submitted	Yes
timezone	America/Los_Angeles
Generate COC	Yes

COC SECTION

1) Fill in information in this section and sign in the signature field; 2) Use the built-in generate report icon bottom left corner (iOS) in order to generate a COC.

Relinquished By	Tanis Gaines

COC Signature



Signed 2019-09-23 18:07:23 UTC

Asbestos Requested TAT	5 DAY
Asbestos Special Instructions	N/A
Asbestos Analytical Method	PLM EPA 600/R-93/116
Email Results	mlcampbell@trccompanies.com, schan@trccompanies.com, tgaines@trccompanies.com
TRC Office Address	17911 Von Karman Avenue, Suite 400, Irvine, CA 92614

REPORT SECTION

Report generation is under development. If you have questions please contact Heath Howard at hhoward@trcsolutions.com.	
Email for Report Delivery	Mlcampbell@trcsolutions.com
Compile Generic Report	N/A
Compile Walmart Report	N/A

Appendix E

Previous Reports and Waste Manifest

LIMITED SUPPLEMENTAL ASBESTOS SURVEY REPORT

At

Dynegy Power Plant
1290 Embarcadero Road
Morro Bay, CA 93442-2042

Submitted to

Mr. Tim Niedzwiecki, President
Environmental Remediation Services, Inc.
311 Rotterdam Industrial Park
Building 3 Bay 1
Schenectady, NY 12306

Inspection Dates: June 23-24, 2014
Report Date: July 8, 2014

123 Technology Drive
Irvine, CA 92618
(949) 727-9336

Project No: 215602

Table of Contents

EXECUTIVE SUMMARY ..... **ii**
ASBESTOS FINDINGS ii
SUPPLEMENTAL ASBESTOS SURVEY **1**
INTRODUCTION 1
BACKGROUND 1
Asbestos Containing Materials 1
Asbestos Sampling and Analytical Procedures 1
INTERPRETATION OF ASBESTOS RESULTS 2
ASBESTOS FINDINGS 3
Asbestos Containing Materials (>1%) 3
Negative Materials 5
CONCLUSIONS 7
CERTIFICATION AND SIGNATORY 7
DISCLAIMER 8

APPENDICES

Appendix A – Laboratory Analytical Report
Appendix B – Consultant Certifications

EXECUTIVE SUMMARY

TRC Environmental Corporation (TRC) contracted with the Environmental Remediation Services, Inc. (ERSI) to conduct a limited, supplemental asbestos survey of selective mechanical equipment at the Dynegy Power Plant located at 1290 Embarcadero Road, Morro Bay, California (the "Site"). Please note that TRC's survey activities were limited to thermal systems insulations associated with Unit 1 and Unit 2 feed water heaters numbers 1 & 2, and Units 1, 2, 3, 4, feed water heaters numbers 5, 6, & 7. This report contains the findings from the survey conducted by TRC on June 23-24, 2014, and was prepared for the Client in accordance with their request for environmental services to perform a supplemental asbestos survey prior to planned site work.

The asbestos and lead-based paint survey/inspection and reporting was performed by Doug Coburn, a State of California Certified Asbestos Consultant (CAC #92-0223).

ASBESTOS FINDINGS

Inspection, sampling, and analytical procedures for asbestos-containing building materials (ACBMs) were performed in general accordance and conformance with the Environmental Protection Agency's (EPA) National Emission Standards for Hazardous Air Pollutants (NESHAP) - EPA 40 Code of Federal Regulations (CFR) 61 Subpart M, the EPA Asbestos Hazard Emergency Response Act (AHERA) 40 CFR Part 763, San Luis Obispo County Air Pollution Control District and the Occupational Safety and Health Administration (OSHA) 29 CFR 1926.1101 requirements.

The following ACM was identified during this supplemental survey:

ID	Material	Location	Percentage/ Type	Approx. Quantity*
O	5" OD Pipe Insulation, White, Chalky w/ Light Blue Canvas Jacket	Unit 1, FW Heaters Nos. 1 & 2; Unit 2 FW Heaters Nos. 1 & 2, on Level 3	30-60% Chry; 5-20% Am; 10% Croc	40 LF
S	Tank Patch Insulation White, Chalky w/ Black Asphalt Jacket Painted Gray	Unit 1, FW Htr No. 2, Level 3	40% Chrysotile	60 LF
U	White Chalky Pipe and Insulation with Gray Canvas Jacket	Unit 1, FW Htr No. 2, Riser Pipe on South Side, Levels 2 and 3	20-60% Chry; 20-40% Am; 3% Crocidolite	150 SF
BB	16" Valve Fitting Insulation, Light Grey	Between Levels 1 & 2, at Bottom of Platform for Unit 1, FW Htr No. 1, off SW Side	40% Chrysotile 40% Amosite	20 LF
GG	Pump Box Insulation, Lt Grey Chalky and Fibrous w/ Canvas Jacket	Unit 1, FW Htr No. 2, East Side	10-30% Chrysotile	4 SF
HH	White, Chalky Pipe & Elbow Insulation w/ Canvas Jacket	16" OD Pipes at base of Unit 2, FW Htrs Nos. 1 & 2	60% Chry; 20% Am; 5% Croc	20 LF
II	16" OD White, Chalky Pipe Insulation w/ Canvas Jacket & Goop	Base of Unit 2, FW Htr No. 2, Pipe Line SW of Tank at Base and Valves	40% Amosite	16 LF

ID	Material	Location	Percentage/ Type	Approx. Quantity*
II	6" and 14" OD White, Chalky Pipe Insulation w/ Canvas Jacket (Patches)	At Unit 2, FW Htr No. 2, Level 2 on North and West Sides of Vessel	40% Chrysotile	6" – 8 LF; 14" – 8 LF
LL	Tank End-Cap Insulation, Off White, Chalky w/ Blue Painted Asphalt Goop Jacket	Unit 2, FW Htr No. 2, Top Lid	10% Chrysotile	18 SF
NN	14" Pipe Insulation Patch	Level 2, Unit 2, FW Htr No. 2, Piping on NW side of at Tank	Considered to be Same as Material II	4 LF
OO	12" OD White, Chalky Pipe Insulation w/ Canvas Jacket	Piping Located North of Unit 1, FW Htr 5,6,7	10-40% Chry; 10-20% Am;	8 LF
PP	White, Chalky Tank Insulation w/ Canvas Jacket	Unit 1, FW Htr 5,6,7 on East end of Tank	10-80% Chry; 10-30% Am;	36 SF
QQ	White, Chalky Tank Insulation w/ Canvas Jacket	Unit 2, FW Htr 5,6,7 on West end of Tank	10-80% Chry; 10-30% Am; 3% Croc	36 SF
RR	12" OD White, Chalky Pipe Insulation w/ Canvas Jacket	Piping Located North of Unit 2, FW Htr 5,6,7, West end of Tank	10% Chry; 20-60% Am;	8 LF
SS	24" OD White, Chalky Pipe Insulation w/ Canvas Jacket (Extraction)	Piping Located Above Unit 2, FW Htr 5,6,7, West end of Tank	10% Chry; 20-40% Am;	8 LF
TT	24" OD White, Chalky Pipe Insulation w/ Canvas Jacket (Extraction)	Piping Located Above Unit 1, FW Htr 5,6,7, East end of Tank	10-60% Chry; 20-60% Am;	8 LF
VV	16", 12", 10", 8" Pipe Insulation, White, Chalky w/ Canvas Jacket	Pipes Connecting to Unit 2, FW Htr 5,6,7 on East end of Tank	5-80% Chry; 5-40% Am;	24 LF
VV	12" OD Pipe Insulation, White, Chalky w/ Canvas Jacket	Pipes at West End of Unit 3, FW Htr Tank No. 7	5-20% Chry; 40% Am;	16 LF
WW	Tank Insulation, White, Chalky w/ Canvas Jacket	Unit 2, FW Htr 5,6,7, East End of Tank	60-80% Chry; 10-20% Am; 10% Croc	36 SF
XX	Tank Insulation, White, Chalky w/ Canvas Jacket	Unit 3, FW Htr No. 7, West End of Tank	60-80% Chry; 10-20% Am;	36 SF
AAA	6" & 12" Pipe Insulation, White, Chalky w/ Smooth Aluminum Jacket	Piping at West End of Unit 3, FW Htr No. 5	30% Amosite	12 LF
CCC	18" OD Pipe Elbow Insulation, White, Chalky w/ Canvas Jacket	Unit 3, West End of FW Htr No. 5, Between Tank & Catwalk	20% Amosite	8 LF
EEE	Tank Insulation, Off White, Chalky w/ Canvas Jacket	Unit 4, FW Htr No. 7 at East End of Tank	60% Chry; 20% Amosite;	36 SF

ID	Material	Location	Percentage/ Type	Approx. Quantity*
FFF	12" Pipe Insulation, Off White, Chalky w/ Canvas Jacket & Smooth Aluminum Jacket	North and Bottom Sides of Unit 4, FW Htr Tank No. 7 at East End	5-10% Chry; 30-60% Am;	12 LF
GGG	12" & 16" Off White Pipe Fitting Insulation w/ Canvas Jacket	Piping Connected to Unit 4, FW Htr Tanks 5, 6, 7 on East End of Tank	5-40% Chry; 20-40% Am;	30 LF
III	Off White Tank Insulation w/ Canvas Jacket Gray	Small Tank Above Unit 4, FW Htr Tank No. 7 at East End Unit, Applied to the Western Segment of the Tank	10-80% Chry; 10-20% Am;	20 SF
LLL	6" OD Pipe Insulation, Off White, Chalky w/ Smooth Aluminum Jacket	East End of Unit 4 Condenser, 4' East of Condenser, approx. 7' High	20% Amosite	30 LF
MMM	8" OD Pipe Insulation w/ Aluminum Jacket	East End of Unit 4 Condenser, 4' East of Condenser, approx. 9' High	Labeled as ACM	30 LF

*Quantities are approximate estimating relative amount of abatement necessary to clear the area for the intended scope of equipment removal.

SUPPLEMENTAL ASBESTOS SURVEY

INTRODUCTION

TRC conducted a limited, supplemental asbestos survey, inspection, assessment and quantification of asbestos-containing materials on selective insulated mechanical equipment at Dynegy Power Plant located at 1290 Embarcadero Road, Morro Bay, California. The survey was performed to identify asbestos containing building materials prior to a planned site work which could disturb suspect ACM on the equipment.

The supplemental asbestos survey was conducted on June 23-24, 2014, performed by Doug Coburn, a State of California Certified Asbestos Consultant (CAC) #92-0223. This survey is intended to supplement a previous asbestos survey provided by TRC dated March 11, 2014. Together, these reports are intended to characterize the disposition of suspected asbestos containing insulations associated with selective equipment to be removed at the site.

BACKGROUND

Asbestos Containing Materials

The California Occupational Safety and Health Administration (Cal-OSHA) and the Environmental Protection Agency (EPA) define an asbestos-containing material (ACM or also called asbestos containing building materials ACBM) as any material containing more than one percent (>1.0%) asbestos by weight. Additionally, Cal/OSHA includes the term asbestos-containing construction material (ACCM), which is any manufactured construction material containing greater than one tenth of one percent (>0.1%) asbestos by weight. Asbestos containing materials are designated by the EPA as:

Friable asbestos - material which can be crumbled, pulverized or reduced to powder by hand pressure, a.k.a. Regulated Asbestos Containing Materials (RACM)

Category I Non-friable - includes resilient floor coverings, asphalt roofing products, gaskets and packing.

Category II Non-friable - any non-friable ACM that is not in Category I (i.e. Asbestos-cement (Transite) siding or roofing material).

Asbestos Sampling and Analytical Procedures

Representative bulk samples of suspect asbestos-containing materials were randomly collected from the identified homogenous material applications on the designated mechanical equipment. Homogenous material determination was based on the following criteria:

- Similar physical characteristics (same appearance, age, color and texture, etc.),
- Application (sprayed or trowel-on, assembly into a system, etc.),
- Material function (e.g. thermal insulation, floor tile, wallboard system, etc.).

To simplify tracking of each material, each homogenous material was assigned unique identification letters. The bulk samples were collected, labeled, logged on a field sampling form. The inspector's bulk sampling logs may be referenced in Appendix A.

The samples were shipped to a certified analytical laboratory under proper chain-of-custody (COC) documentation, and condition, and approximate material quantity assessments were performed by the accredited inspector.

Laboratory services were provided by TRC Industrial Hygiene Laboratory. TRC Industrial Hygiene Laboratory is a National Voluntary Laboratory Accreditation Program (NVLAP) certified laboratory (NVLAP code #101424-0). The Bulk Asbestos Analysis Report log number is referenced as 0044164, samples analyzed on June 27, 2014.

Bulk samples were analyzed by polarized light microscopy (PLM) utilizing the EPA's Test Methods: Methods for the Determination of Asbestos in Bulk Building Materials (EPA 600/R-93/116, July 1993) and the McCrone Research Institute's The Asbestos Particle Atlas as method references.

Analysis by PLM was performed by visual observation of the bulk sample and slides prepared of the bulk sample for microscopic examination and identification. The samples were analyzed for asbestos (Chrysotile, Amosite, Crocidolite, Anthophyllite, and Actinolite/Tremolite), fibrous non-asbestos constituents (mineral wool, cellulose, etc.) and non-fibrous constituents. Using a stereoscope, the microscopist visually estimates the relative amounts of each constituent by determining the estimated area of the asbestos compared with the area estimate of the total sample.

INTERPRETATION OF ASBESTOS RESULTS

Federal OSHA, the California Department of Occupational Safety and Health (Cal/DOSH), and NESHAP define an asbestos-containing material (ACM) as any material containing more than one percent (>1.0%) asbestos. Both agencies have certain classifications for ACM types as well as requirements that apply when ACM is removed and disposed. Additionally, Cal/DOSH includes the term, asbestos-containing construction material (ACCM); which is any manufactured construction material containing >0.1% asbestos. The ACCM designation has been established by Cal/DOSH as a criterion for the registration and certification of contractors and consultants respectively, who provide services that involve such materials.

The limit of reliable detection for asbestos using the PLM analytical method is one percent (1.0%) by volume. When less than one percent (<1.0%) appears in this report, it should be interpreted as meaning that asbestos was present in the sample, but the exact percentage is unknown. Any sample indicating a concentration of <1.0% can be subjected to the more stringent Point Count Method of analysis to more precisely determine the actual asbestos content (down to one tenth of one percent). Cal/DOSH states that employers performing construction activities on materials containing greater than 0.1% asbestos, must comply with applicable provisions of Title 8, Section 1529 of CCR. Therefore, those materials which fall outside the NESHAP definition of an ACM is regulated by Cal/DOSH, and should be handled as ACCM by a California asbestos abatement contractor and personnel trained to handle asbestos materials.

Per United States EPA NESHAP regulations, "friable" materials with PLM results of less than ten percent (<10%) asbestos must be assumed ACM unless it is further analyzed using the EPA point count method to more precisely determine the actual asbestos content. If this material is found to contain less than 1% asbestos by point counting, then it may be disposed of as non-hazardous waste. However, if asbestos was detected above 0.1% concentration following the point count analysis, Cal/OSHA rules would still apply, and the contractor performing removal or demolition must comply with the worker protection, training, and medical surveillance portions of the asbestos standard.

The term "friable asbestos-containing material" means any asbestos-containing material applied on ceilings, walls, structural members, piping, duct work, or any other part of a building which when dry may be crumbled, pulverized, or reduced to powder by hand pressure. NESHAPS and the San Luis Obispo County Air Pollution Control District, considers ACM to be friable, non-friable asbestos-containing material after such previously non-friable material becomes damaged to the extent that when dry it may be crumbled, pulverized, or reduced to powder by hand pressure.

ASBESTOS FINDINGS

Asbestos Containing Materials (>1%)

Asbestos was detected in concentrations exceeding one percent in the following materials sampled during the supplemental asbestos survey. Estimated quantities are provided as an approximate guide to the Client. The material quantities listed in the table are approximations for necessary abatement to conduct the demolition work and TRC is not responsible for the accuracy of the quantities and measurements provided.

ID	Material	Location	Percentage/ Type	Approx. Quantity*
O	5" OD Pipe Insulation, White, Chalky w/ Light Blue Canvas Jacket	Unit 1, FW Heaters Nos. 1 & 2; Unit 2 FW Heaters Nos. 1 & 2, on Level 3	30-60% Chry; 5-20% Am; 10% Croc	40 LF
S	Tank Patch Insulation White, Chalky w/ Black Asphalt Jacket Painted Gray	Unit 1, FW Htr No. 2, Level 3	40% Chrysotile	60 LF
U	White Chalky Pipe and Insulation with Gray Canvas Jacket	Unit 1, FW Htr No. 2, Riser Pipe on South Side, Levels 2 and 3	20-60% Chry; 20-40% Am; 3% Crocidolite	150 SF
BB	16" Valve Fitting Insulation, Light Grey	Between Levels 1 & 2, at Bottom of Platform for Unit 1, FW Htr No. 1, off SW Side	40% Chrysotile 40% Amosite	20 LF
GG	Pump Box Insulation, Lt Grey Chalky and Fibrous w/ Canvas Jacket	Unit 1, FW Htr No. 2, East Side	10-30% Chrysotile	4 SF
HH	White, Chalky Pipe & Elbow Insulation w/ Canvas Jacket	16" OD Pipes at base of Unit 2, FW Htrs Nos. 1 & 2	60% Chry; 20% Am; 5% Croc	20 LF
II	16" OD White, Chalky Pipe Insulation w/ Canvas Jacket & Goop	Base of Unit 2, FW Htr No. 2, Pipe Line SW of Tank at Base and Valves	40% Amosite	16 LF
II	6" and 14" OD White, Chalky Pipe Insulation w/ Canvas Jacket (Patches)	At Unit 2, FW Htr No. 2, Level 2 on North and West Sides of Vessel	40% Chrysotile	6" – 8 LF; 14" – 8 LF
LL	Tank End-Cap Insulation, Off White, Chalky w/ Blue Painted Asphalt Goop Jacket	Unit 2, FW Htr No. 2, Top Lid of the Tank	10% Chrysotile	18 SF

ID	Material	Location	Percentage/ Type	Approx. Quantity*
NN	14" Pipe Insulation Patch	Level 2, Unit 2, FW Htr No. 2, Piping on NW side of at Tank	Considered to be Same as Material II	4 LF
OO	12" OD White, Chalky Pipe Insulation w/ Canvas Jacket	Piping Located North of Unit 1, FW Htr 5,6,7	10-40% Chry; 10-20% Am;	8 LF
PP	White, Chalky Tank Insulation w/ Canvas Jacket	Unit 1, FW Htr 5,6,7 on East end of Tank	10-80% Chry; 10-30% Am;	36 SF
QQ	White, Chalky Tank Insulation w/ Canvas Jacket	Unit 2, FW Htr 5,6,7 on West end of Tank	10-80% Chry; 10-30% Am; 3% Croc	36 SF
RR	12" OD White, Chalky Pipe Insulation w/ Canvas Jacket	Piping Located North of Unit 2, FW Htr 5,6,7, West end of Tank	10% Chry; 20-60% Am;	8 LF
SS	24" OD White, Chalky Pipe Insulation w/ Canvas Jacket (Extraction)	Piping Located Above Unit 2, FW Htr 5,6,7, West end of Tank	10% Chry; 20-40% Am;	8 LF
TT	24" OD White, Chalky Pipe Insulation w/ Canvas Jacket (Extraction)	Piping Located Above Unit 1, FW Htr 5,6,7, East end of Tank	10-60% Chry; 20-60% Am;	8 LF
VV	16", 12", 10", 8" Pipe Insulation, White, Chalky w/ Canvas Jacket	Pipes Connecting to Unit 2, FW Htr 5,6,7 on East end of Tank	5-80% Chry; 5-40% Am;	24 LF
VV	12" OD Pipe Insulation, White, Chalky w/ Canvas Jacket	Pipes at West End of Unit 3, FW Htr Tank No. 7	5-20% Chry; 40% Am;	16 LF
WW	Tank Insulation, White, Chalky w/ Canvas Jacket	Unit 2, FW Htr 5,6,7, East End of Tank	60-80% Chry; 10-20% Am; 10% Croc	36 SF
XX	Tank Insulation, White, Chalky w/ Canvas Jacket	Unit 3, FW Htr No. 7, West End of Tank	60-80% Chry; 10-20% Am;	36 SF
AAA	6" & 12" Pipe Insulation, White, Chalky w/ Smooth Aluminum Jacket	Piping at West End of Unit 3, FW Htr No. 5	30% Amosite	12 LF
CCC	18" OD Pipe Elbow Insulation, White, Chalky w/ Canvas Jacket	Unit 3, West End of FW Htr No. 5, Between Tank & Catwalk	20% Amosite	8 LF
EEE	Tank Insulation, Off White, Chalky w/ Canvas Jacket	Unit 4, FW Htr No. 7 at East End of Tank	60% Chry; 20% Amosite;	36 SF
FFF	12" Pipe Insulation, Off White, Chalky w/ Canvas Jacket & Smooth Aluminum Jacket	North and Bottom Sides of Unit 4, FW Htr Tank No. 7 at East End	5-10% Chry; 30-60% Am;	12 LF
GGG	12" & 16" Off White Pipe Fitting Insulation w/ Canvas Jacket	Piping Connected to Unit 4, FW Htr Tanks 5, 6, 7 on East End of Tank	5-40% Chry; 20-40% Am;	30 LF

ID	Material	Location	Percentage/ Type	Approx. Quantity*
III	Off White Tank Insulation w/ Canvas Jacket Gray	Small Tank Above Unit 4, FW Htr Tank No. 7 at East End Unit, Applied to the Western Segment of the Tank	10-80% Chry; 10-20% Am;	20 SF
LLL	6" OD Pipe Insulation, Off White, Chalky w/ Smooth Aluminum Jacket	East End of Unit 4 Condenser, 4' East of Condenser, approx. 7' High	20% Amosite	30 LF
MMM	8" OD Pipe Insulation w/ Aluminum Jacket	East End of Unit 4 Condenser, 4' East of Condenser, approx. 9' High	Labeled as ACM	30 LF

Negative Materials

The following is a listing of the suspected asbestos-containing materials that were determined by laboratory analysis to not contain detectable amounts of asbestos:

Material ID	Sampled Material	Material Location
T	White Chalky Pipe Insulation w/ Aluminum Smooth Jacket	Piping on South Side of Unit 1, FW Htr No. 2
V	4" OD White, Chalky Pipe Insulation w/ Smooth Aluminum Jacket	Unit 2 FW HTR, No. 2, Pipes on West Side
W	4" OD Tan Chalky Pipe Insulation	South Side, Unit 2 FW HTR No. 2, at the Base
L	4", 12", 16" OD Light Blue Chalky Pipe Insulation	4"-U1, FW HTR No. 2, Level 3 & Level 2; 12"–Between U2, FW HTRs 1&2, Level 2, South ; 16"-U2 Base, FW HTR No. 1, East Side, U1&U2 FW Htrs Nos. 1, North Side, Floor Lvl 2
M	White Chalky Tank Insulation with Gray Canvas Jacket	Lower Tank Insulation on Unit 1, FW Htr No. 2 on South Side
N	Gray Fiberglass Insulation with Off-White and Gray Canvas Jacket	Unit 2, FW Htr No. 1, Base of Tank Vessel
X	12"&16" OD White, Chalky Pipe Insulation	Unit 2 FW Htr Nos. 1&2, Lvl 3, South Side
Y	16" OD White Chalky Pipe Insulation w/ Orange Peel Aluminum Jacket	Platform Area Between Levels 1 & 2, Unit 1 FW Htr No. 2, Risers and U-turn
Z	16" Light Blue Chalky Pipe Insulation w/ Aluminum Orange Peel Jacket	Unit 1, FW Htr No. 1, Line Off NE Side Riser and Top U-Turn
K	Orange / Peach Pipe TSI	4" O.D. Line West Side of Unit 4 FW HTR No. 3 Vessel; 20" O.D. Line to BFW Pump Top of Unit 4 FW HTR No. 3 Vessel; 20" O.D. Line to Vessel Unit 4 FW HTR No. 3 North End Bottom

Material ID	Sampled Material	Material Location
AA	16" OD Gray Sandy & Fibrous Pipe Insulation w/ White Canvas Jacket	Bottom of Htr @ Levels 1-2 Platform, Unit 1, FW Htr No. 1
CC	Off White, Chalky Tank Insulation w/ White Canvas Jacket	Base of Tank, Unit 1, FW Htr No. 1
DD	White Chalky Tan Insulation w/ Painted Gray Canvas Jacket	Base of Tank, Unit 1, FW Htr No. 2
EE	6" Riser and 8" OD White Chalky Pipe Insulation From Drip Line	Unit 1, FW Htr No. 2, Just Under Level 3, Elbow at the Tank; Unit 2, FW Htr No. 2, Lvl 2, NW side at Tank (6")
FF	4" OD White Chalky Pipe & Elbow Insulation w/ Alum Jacket	East Side of U1, FW HTR No. 2 (Condensate)
JJ	16" OD Pipe Insulation, White, Chalky w/ Canvas Jacket	SW Base of U2, FW HTR No. 1; Patch at W. side of Relief Valve VCC-1876 at U1, FW Htr No. 1
KK	16" OD Pipe Elbow Insulation & Canvas Jacket, Asphalt	Unit 1, FW Htrs 1&2, So. Side at VCC-1876 Relief Valve
MM	Tank End Cap Insulation, Off White, Chalky w/ Painted Lt Blue Asphalt Jacket (w/ Goop)	Unit 1, FW Htr No. 2, Top Lid above Level 3
UU	16" OD Pipe Insulation, White, Chalky (Patch)	N. Side Piping, 7' above tank base platform, Unit 1, FW Htr No. 1, next to Column
YY	Tank Insulation White, Chalky w/ Black Asphalt Jacket	Small Tank Above West End of Unit 3, FW Htr No. 7
ZZ	10" OD Pipe Insulation White, Chalky w/ Orange Peel Aluminum Jacket	Pipe Between Unit 3 FW Htrs 6&7 and 5&6
K	Orange/Peach Pipe and Pipe Fitting Insulation	Unit 3 FW Htr No. 6 at West End on Pipe Elbow near Catwalk Floor Level
BBB	6" Pipe Elbow Insulation White Wool Under Alum Jacket	Unit 3, FW Htr No. 5 at West End
DDD	Tank Insulation White, Chalky w/ Canvas Jacket	Unit 3, FW Htr No. 5, on West End of Tank
HHH	White Tank Insulation w/ Black Asphalt Jacket	Small Tank Above Unit 4, FW Htr No. 6, East Side of Condensing Unit
JJJ	4" Pipe Insulation Beige/White, Chalky w/ Orange Peel Aluminum Jacket	Piping Around Unit 4, FW Htrs 5, 6, and 7 on East Side of Unit 4 Condensing Unit
KKK	12" OD Off White, Chalky Pipe Insulation w/ Aluminum Jacket	East Side of Unit 4 Condenser: Line off S. Side of FW Htr No. 6; Line Connecting FW Htrs 5 & 6
NNN	White Fiberglass/Wool Insulation on 10"-12" Piping	East Side of Unit 4 Condenser, in Area of FW Htrs 5 & 6.

CONCLUSIONS

Results of analysis confirmed that asbestos was identified in concentrations greater than 1% within some of the bulk samples collected. The condition of the identified asbestos-containing materials (1.0% asbestos or greater) were observed to be in fair to good condition at the time of this inspection.

Based on observations and laboratory analytical results, it appears that spot abatements and repairs have occurred over the years to pipe and tank insulations identified in this report. In some cases, the cut point of ACM vs. Non-ACM is not readily in view, due to application of insulation jacketing. If not abating all insulations as assumed ACM, extreme care should be exercised to verify ACM insulations from Non-ACM insulations, prior to their removal.

California state regulations require notifications prior to the removal of asbestos-containing materials. A California certified supervisor shall be onsite during all asbestos removal activities and all asbestos removal work shall be conducted by California certified asbestos workers. All asbestos shall be removed following the applicable California regulations and applicable local and federal regulations.

CERTIFICATION AND SIGNATORY

TRC hereby certifies that the services conducted and described in this document and the findings resulting from those services reported herein have been provided in a manner consistent with the current standards of the profession and. to the best of our knowledge, comply with all federal, state, and local statutes, regulations, and ordinances.

Sincerely,
TRC Environmental Corporation

K. Heath Howard

K. Heath Howard
Industrial Hygienist

Douglas W. Coburn

Douglas W. Coburn, REA, CAC
Senior Project Manager
Cal/DOSH Certification #92-0223

DISCLAIMER

The content presented in this report is based on data collected during the site inspection and survey, review of pertinent regulations, requirements, guidelines and commonly followed industry standards, and information provided by Client, their clients, agents, and representatives.

The work has been conducted in an objective and unbiased manner in accordance with applicable regulations and generally accepted practices exercised by the environmental professional community. TRC believes the data and analysis to be accurate and relevant, but cannot accept responsibility for the accuracy or completeness of available documentation or possible withholding of information of other parties.

This report is designed to aid the property owner, architect, construction manager, general contractor, and tiered subcontractors in locating ACM. This report is not intended for, and may not be utilized as a bidding document or as an abatement project specification document. The listed materials and respective locations given are specific only to those areas as it pertains to this specific project. The Scope of Services performed may not be appropriate to satisfy the needs of other users, and any use or reuse of this document or findings, conclusions or recommendations presented herein is at the sole risk of said user. TRC makes no representation regarding the extent of ACM and/or ACCM or conditions pertaining thereto of areas located outside the scope of work. Additionally, hidden suspect materials may be present within the work area(s) that were not sampled due to accessibility limitations outside of TRC's control.

Opinions and recommendations presented herein apply to the site conditions at the time of this investigation. Changes in the conditions of this property may occur over time due to natural processes or the works of man. Revisions in the applicable standards may also occur as the result of legislation or the broadening of knowledge. Accordingly, the findings of this report could be invalidated, wholly or in part by changes beyond our control.

APPENDIX A

Laboratory Analytical Report

Industrial Hygiene Laboratory
21 Griffin Road North
Windsor, CT 06095
(860) 298-6308

TRC
Results you can rely on

BULK ASBESTOS ANALYSIS REPORT

CLIENT: Environmental Remediation Services, Inc.

Lab Log #:	0044164
Project #:	215602.0000.0000
Date Received:	06/26/2014
Date Analyzed:	06/27/2014

Site: Dynegy Power Plant, Morro Bay, CA

POLARIZED LIGHT MICROSCOPY by EPA 600/R-93/116

Sample No.	Color	Homogenous	Multi-Layered	Layer No.	Other Matrix Materials		Asbestos %	Asbestos Type
O-2	White	Yes	No	--	---		60% 10%	Chrysotile Amosite
O-3	White	Yes	No	--	---		5% 10%	Amosite Crocidolite
O-4	White	Yes	No	--	---		30% 20%	Chrysotile Amosite
O-5	White/Light Grey	Yes	No	--	10% 30% 20%	cellulose mineral wool synthetic fiber	ND	None
O-6	White	Yes	No	--	---		40% 40%	Chrysotile Amosite
O-7	Beige	Yes	No	--	---		20% 40%	Chrysotile Amosite
S-1	Dark Grey	Yes	No	--	---		40%	Chrysotile
S-2	Dark Grey	Yes	No	--	2% 10%	cellulose mineral wool	ND	None
S-3	Dark Grey	Yes	No	--	---		40%	Chrysotile
T-1	White	Yes	No	--	20%	synthetic fiber	ND	None
U-1	White	Yes	No	--	---		60% 20%	Chrysotile Amosite
U-2	White	Yes	No	--	---		20% 40%	Chrysotile Amosite
U-3	White	Yes	No	--	---		20% 40% 3%	Chrysotile Amosite Crocidolite
V-1	White	Yes	No	--	20%	synthetic fiber	ND	None
V-2	White	Yes	No	--	20%	synthetic fiber	ND	None
V-3	White	Yes	No	--	20%	synthetic fiber	ND	None

Industrial Hygiene Laboratory
21 Griffin Road North
Windsor, CT 06095
(860) 298-6308

TRC
Results you can rely on

POLARIZED LIGHT MICROSCOPY by EPA 600/R-93/116

Sample No.	Color	Homogenous	Multi-Layered	Layer No.	Other Matrix Materials		Asbestos %	Asbestos Type
W-1	Beige	Yes	No	--	1%	synthetic fiber	ND	None
L-3a	Blue	Yes	No	--	20%	synthetic fiber	ND	None
X-1	White	Yes	No	--	20%	cellulose	ND	None
X-2	White	Yes	No	--	20%	cellulose	ND	None
X-3	White	Yes	No	--	20%	cellulose	ND	None
Y-1	White	Yes	No	--	1% 1%	cellulose synthetic fiber	ND	None
Y-2	White	Yes	No	--	20% 10%	cellulose synthetic fiber	ND	None
Y-3	Grey	Yes	No	--	30%	cellulose	ND	None
Z-1	Blue	Yes	No	--	10%	synthetic fiber	ND	None
Z-2	Blue	Yes	No	--	10%	synthetic fiber	ND	None
Z-3	Blue	Yes	No	--	10%	synthetic fiber	ND	None
AA-1	Grey/White	Yes	No	--	10% 80%	cellulose fibrous glass	ND	None
BB-1	Light Grey	Yes	No	--		---	40% 40%	Chrysotile Amosite
M-03	Grey/Blue	Yes	No	--	30% 5%	cellulose mineral wool	ND	None
N-1	Beige	Yes	No	--	20% 20%	cellulose fibrous glass	ND	None
N-3	Beige/Grey	Yes	No	--	10% 40%	cellulose fibrous glass	ND	None
CC-1	Off White/Pink	Yes	No	--	30%	cellulose	ND	None
CC-2	Off White/Pink	Yes	No	--	30%	cellulose	ND	None
CC-3	Off White/Pink	Yes	No	--	30%	cellulose	ND	None
DD-1	White/Grey	Yes	No	--	10% 30%	cellulose mineral wool	ND	None

Industrial Hygiene Laboratory
21 Griffin Road North
Windsor, CT 06095
(860) 298-6308

TRC
Results you can rely on

POLARIZED LIGHT MICROSCOPY by EPA 600/R-93/116

Sample No.	Color	Homogenous	Multi-Layered	Layer No.	Other Matrix Materials		Asbestos %	Asbestos Type
DD-2	White/Grey	Yes	No	- -	10% 30%	cellulose mineral wool	ND	None
DD-3	White/Grey	Yes	No	- -	10% 30%	cellulose mineral wool	ND	None
EE-1	White	Yes	No	- -	10%	synthetic fiber	ND	None
EE-2	White	Yes	No	- -	10%	synthetic fiber	ND	None
EE-3	White	Yes	No	- -	20%	cellulose	ND	None
FF-1	White	Yes	No	- -	20%	synthetic fiber	ND	None
FF-2	White	Yes	No	- -	20%	cellulose	ND	None
FF-3	White	Yes	No	- -	10%	synthetic fiber	ND	None
L-3b	Blue	Yes	No	- -	20%	synthetic fiber	ND	None
GG-1	Light Grey	Yes	No	- -		- - -	60% 10% 10%	Chrysotile Amosite Crocidolite
GG-2	Light Grey	Yes	No	- -	40%	mineral wool	10%	Chrysotile
GG-3	Light Grey	Yes	No	- -	40%	mineral wool	30%	Chrysotile
HH-1	White/Light Grey	Yes	No	- -	5% 60%	cellulose mineral wool	ND	None
HH-2	White/Light Grey	Yes	No	- -	5% 60%	cellulose mineral wool	ND	None
HH-3	White/Beige	Yes	No	- -		- - -	60% 20% 5%	Chrysotile Amosite Crocidolite
II-1	White	Yes	No	- -	20%	cellulose	ND	None
II-2	White	Yes	No	- -		- - -	40%	Amosite
II-3	White	Yes	No	- -	20% 10%	cellulose mineral wool	ND	None
L-4	Light Blue	Yes	No	- -	20%	synthetic fiber	ND	None
L-5	Light Blue	Yes	No	- -	20%	synthetic fiber	ND	None

Industrial Hygiene Laboratory
21 Griffin Road North
Windsor, CT 06095
(860) 298-6308

TRC
Results you can rely on

POLARIZED LIGHT MICROSCOPY by EPA 600/R-93/116

Sample No.	Color	Homogenous	Multi-Layered	Layer No.	Other Matrix Materials	Asbestos %	Asbestos Type
L-6	Light Blue	Yes	No	--	20% synthetic fiber	ND	None
JJ-1	White	Yes	No	--	20% synthetic fiber	ND	None
JJ-2	Grey	Yes	No	--	30% fibrous glass	ND	None
KK-1	Grey/Black	Yes	No	--	10% cellulose 10% fibrous glass	ND	None
KK-2	Grey/Black	Yes	No	--	10% cellulose 10% fibrous glass	ND	None
KK-3	Grey/Black	Yes	No	--	10% cellulose 10% fibrous glass	ND	None
LL-1	Grey	Yes	No	--	30% cellulose 30% mineral wool	ND	None
LL-2	Grey	Yes	No	--	10% cellulose 10% mineral wool	ND	None
LL-3	Grey	Yes	No	--	10% mineral wool	10%	Chrysotile
MM-1	White	Yes	No	--	5% cellulose	ND	None
MM-2	White/Black/Blue	Yes	No	--	10% cellulose 10% fibrous glass	ND	None
MM-3	White/Black/Blue	Yes	No	--	10% cellulose 10% fibrous glass	ND	None
NN-1	Sample Not Submitted						
EE-4	White	Yes	No	--	10% cellulose 10% mineral wool	ND	None
II-4	White/Black	Yes	No	--	---	40%	Chrysotile
II-5	White/Black	Yes	No	--	10% fibrous glass 10% synthetic fiber	ND	None
EE-5	White	Yes	No	--	30% cellulose 10% fibrous glass	ND	None
OO-1	White	Yes	No	--	---	10% 20%	Chrysotile Amosite
OO-2	White	Yes	No	--	---	10% 20%	Chrysotile Amosite

Industrial Hygiene Laboratory
21 Griffin Road North
Windsor, CT 06095
(860) 298-6308

TRC
Results you can rely on

POLARIZED LIGHT MICROSCOPY by EPA 600/R-93/116

Sample No.	Color	Homogenous	Multi-Layered	Layer No.	Other Matrix Materials		Asbestos %	Asbestos Type
OO-3	White	Yes	No	--	10%	cellulose	40% 10%	Chrysotile Amosite
PP-1	White	Yes	No	--		---	80% 10%	Chrysotile Amosite
PP-2	White	Yes	No	--		---	10% 30%	Chrysotile Amosite
PP-3	White	Yes	No	--		---	10% 30%	Chrysotile Amosite
QQ-1	White	Yes	No	--		---	20% 30%	Chrysotile Amosite
QQ-2	White	Yes	No	--		---	20% 30%	Chrysotile Amosite
QQ-3	White	Yes	No	--		---	80% 10% 3%	Chrysotile Amosite Crocidolite
RR-1	White	Yes	No	--		---	10% 60%	Chrysotile Amosite
RR-2	White	Yes	No	--		---	10% 20%	Chrysotile Amosite
RR-3	White	Yes	No	--		---	30%	Amosite
SS-1	White	Yes	No	--	20%	cellulose	10% 40%	Chrysotile Amosite
SS-2	White	Yes	No	--		---	10% 20%	Chrysotile Amosite
SS-3	White	Yes	No	--		---	10% 20%	Chrysotile Amosite
TT-1	White	Yes	No	--	10%	cellulose	60% 20%	Chrysotile Amosite
TT-2	White	Yes	No	--		---	10% 60%	Chrysotile Amosite
TT-3	White	Yes	No	--		---	20% 20%	Chrysotile Amosite
UU-1	Light Blue/White	Yes	No	--	10% 20%	fibrous glass synthetic fiber	ND	None
L-7	Light Blue	Yes	No	--	20%	synthetic fiber	ND	None
L-8	Light Blue	Yes	No	--	20%	synthetic fiber	ND	None
L-9	Light Blue	Yes	No	--	20%	synthetic fiber	ND	None
VV-1	White	Yes	No	--	10%	cellulose	80% 5%	Chrysotile Amosite
VV-2	White	Yes	No	--		---	5% 40%	Chrysotile Amosite

Industrial Hygiene Laboratory
21 Griffin Road North
Windsor, CT 06095
(860) 298-6308

TRC
Results you can rely on

POLARIZED LIGHT MICROSCOPY by EPA 600/R-93/116

Sample No.	Color	Homogenous	Multi-Layered	Layer No.	Other Matrix Materials		Asbestos %	Asbestos Type
VV-3	White	Yes	No	--	10%	cellulose	40% 40%	Chrysotile Amosite
WW-1	White	Yes	No	--		---	60% 10% 10%	Chrysotile Amosite Crocidolite
WW-2	White	Yes	No	--		---	60% 20%	Chrysotile Amosite
WW-3	White	Yes	No	--		---	80% 10% 5%	Chrysotile Amosite Crocidolite
VV-4	White	Yes	No	--		---	40%	Amosite
VV-5	White	Yes	No	--		---	20% 40%	Chrysotile Amosite
VV-6	White	Yes	No	--		---	5% 40%	Chrysotile Amosite
XX-1	White	Yes	No	--		---	80% 10%	Chrysotile Amosite
XX-2	White	Yes	No	--		---	60% 20%	Chrysotile Amosite
XX-3	White	Yes	No	--		---	60% 20%	Chrysotile Amosite
YY-1	White/Black	Yes	No	--	20%	cellulose	ND	None
YY-2	White/Black	Yes	No	--	40%	cellulose	ND	None
YY-3	Grey	Yes	No	--	10% 30%	cellulose mineral wool	ND	None
ZZ-1	Cream	Yes	No	--	20%	synthetic fiber	ND	None
ZZ-2	Cream	Yes	No	--	20%	synthetic fiber	ND	None
ZZ-3	Cream	Yes	No	--	20%	synthetic fiber	ND	None
K-4	Pink	Yes	No	--	10%	cellulose	ND	None
AAA-1	White	Yes	No	--	20%	synthetic fiber	ND	None
AAA-2	White	Yes	No	--	20%	synthetic fiber	ND	None
AAA-3	White	Yes	No	--		---	30%	Amosite
BBB-1	White	Yes	No	--		---	ND	None
BBB-2	White	Yes	No	--		---	ND	None

Industrial Hygiene Laboratory
21 Griffin Road North
Windsor, CT 06095
(860) 298-6308

TRC
Results you can rely on

POLARIZED LIGHT MICROSCOPY by EPA 600/R-93/116

Sample No.	Color	Homogenous	Multi-Layered	Layer No.	Other Matrix Materials		Asbestos %	Asbestos Type
BBB-3	White	Yes	No	--	---		ND	None
CCC-1	White	Yes	No	--	1% 10%	cellulose synthetic fiber	ND	None
CCC-2	White	Yes	No	--	20% 20%	cellulose synthetic fiber	ND	None
CCC-3	White	Yes	No	--	10%	fibrous glass	20%	Amosite
DDD-1	White/Grey	Yes	No	--	10% 10%	fibrous glass synthetic fiber	ND	None
DDD-2	White	Yes	No	--	20%	synthetic fiber	ND	None
DDD-3	White	Yes	No	--	20%	synthetic fiber	ND	None
EEE-1	White/Grey	Yes	No	--	---		60% 20%	Chrysotile Amosite
EEE-2	White/Grey	Yes	No	--	---		60% 20%	Chrysotile Amosite
EEE-3	White/Grey	Yes	No	--	---		60% 20%	Chrysotile Amosite
FFF-1	Off White	Yes	No	--	---		10% 30%	Chrysotile Amosite
FFF-2	White	Yes	No	--	---		5% 60%	Chrysotile Amosite
FFF-3	White	Yes	No	--	---		60%	Amosite
GGG-1	White	Yes	No	--	---		40% 40%	Chrysotile Amosite
GGG-2	White	Yes	No	--	---		5% 30%	Chrysotile Amosite
GGG-3	White	Yes	No	--	---		20% 20%	Chrysotile Amosite
HHH-1	White/Black	Yes	No	--	30% 10%	cellulose fibrous glass	ND	None
HHH-2	White/Black	Yes	No	--	10% 10%	cellulose fibrous glass	ND	None
HHH-3	White/Black	Yes	No	--	10% 10%	cellulose fibrous glass	ND	None
III-1	Off White	Yes	No	--	---		30% 20%	Chrysotile Amosite
III-2	Off White	Yes	No	--	---		10% 10%	Chrysotile Amosite

Industrial Hygiene Laboratory
21 Griffin Road North
Windsor, CT 06095
(860) 298-6308

TRC
Results you can rely on

POLARIZED LIGHT MICROSCOPY by EPA 600/R-93/116

Sample No.	Color	Homogenous	Multi-Layered	Layer No.	Other Matrix Materials		Asbestos %	Asbestos Type
III-3	Off White	Yes	No	--	---		80% 10%	Chrysotile Amosite
JJJ-1	Beige	Yes	No	--	10% 10%	cellulose synthetic fiber	ND	None
JJJ-2	Beige	Yes	No	--	10% 10%	cellulose synthetic fiber	ND	None
JJJ-3	Beige	Yes	No	--	10%	synthetic fiber	ND	None
K-5	Pink	Yes	No	--	10%	cellulose	ND	None
KKK-1	Off White	Yes	No	--	20% 10%	cellulose synthetic fiber	ND	None
KKK-2	Off White	Yes	No	--	20% 10%	cellulose synthetic fiber	ND	None
KKK-3	Off White	Yes	No	--	20%	cellulose	ND	None
K-6	Pink	Yes	No	--	10%	cellulose	ND	None
K-7	Pink	Yes	No	--	10%	cellulose	ND	None
K-8	Pink	Yes	No	--	10%	cellulose	ND	None
LLL-1	Grey	Yes	No	--	---		20%	Amosite
LLL-2	Grey	Yes	No	--	---		20%	Amosite
LLL-3	Grey	Yes	No	--	---		20%	Amosite

Industrial Hygiene Laboratory
21 Griffin Road North
Windsor, CT 06095
(860) 298-6308

TRC
Results you can rely on

POLARIZED LIGHT MICROSCOPY by EPA 600/R-93/116

Sample No.	Color	Homogenous	Multi-Layered	Layer No.	Other Matrix Materials	Asbestos %	Asbestos Type

Reporting limit- asbestos present at 1%
ND<1% - asbestos was not detected
Trace - asbestos was observed at level of less than 1%
NA/PS - Not Analyzed / Positive Stop

Note: Polarized-light microscopy is not consistently reliable in detecting asbestos in floor coverings and similar non-friable organically bound materials. In those cases, negative results must be confirmed by quantitative transmission electron microscopy.

The Laboratory at TRC follows the EPA's Interim Method for the Determination of Asbestos in Bulk Insulation (1982), and the EPA recommended Method for the Determination of Asbestos in Bulk Building Materials (EPA/600/R-93/116), July 1993, R.L. Perkins and B.W. Harvey which utilizes polarized light microscopy (PLM). Our analysts have completed an accredited course in asbestos identification. TRC's Laboratory is accredited under the National Voluntary Laboratory Accreditation Program (NVLAP), for Bulk Asbestos Fiber Analysis, NVLAP Code 18/A01, effective through June 30, 2014. TRC is an American Industrial Hygiene Association (AIHA) accredited lab for PLM effective through October 1, 2014. Asbestos content is determined by visual estimate unless otherwise indicated. Quality Control is performed in-house on at least 10% of samples and the QC data related to the samples is available upon written request from the client.

This report shall not be reproduced, except in full, without the written approval of TRC. This report must not be used by the client to claim product endorsement by NVLAP or any agency of the U.S. Government. This report relates only to the items tested.

Analyzed by: K. Williamson — Kathleen Williamson, Laboratory Manager

Reviewed by: Amanda Parkins — Amanda Parkins, Approved Signatory

Date Issued
06/30/2014

Edition: October 2009
Supersede Previous Edition

TRC

21 GRIFFIN ROAD NORTH
WINDSOR, CONNECTICUT 06095
TELEPHONE (860) 298-9692
FAX (860) 298-6380

ASBESTOS BULK SAMPLING CHAIN OF CUSTODY

Env. Remediation Services

LAB ID #. 44164

PROJECT NUMBER	PROJECT NAME	PARAMETERS	TURNAROUND TIME
215602	Dynegy - Morro Bay, CA Power Plant		PLM: 8hr 24hr 48hr 3day; TEM: 24hr 48hr 3day 5day
SIGNATURE: D. Coburn	INSPECTOR: Doug Coburn		

FIELD SAMPLE NUMBER	DATE	TIME	TYPE: COMP	TYPE: GRAB	SAMPLE LOCATION	PLM EPA 600/R93/116 (POS [illegible])	PLM EPA 600/R93/116 (w/ gravimetric reduction) (POSITIVE STOP)	ANALYZE BY LAYER	POINT COUNT (IF >1% & <10%)	TEM NY NOB 198.4 (IF PLM SERIES NEG)	MATERIAL
See Logs	6-24-14				See Attached 12 pages Sample Logs	X					Bulk Materials X Analyze All X
						X					

Relinquished by: (Signature)	Date:	Received by: (Signature)	Relinquished by: (Signature)	Date:	Received by: (Signature)
D. Coburn	6-24-14	6/26/14			
(Printed) Doug Coburn	Time:	(Printed) 1000	(Printed)	Time:	(Printed)

Remarks:

Condition of Samples:
Acceptable: Yes ✓ No
Comments:

44164

TRC BULK SAMPLE FIELD SHEET

Job/Location: Dynegy Morro Bay Powerplant
Inspector: Doug Coburn

Job # 215602
Date: 6-23-14
Page # 1 of 12

Bulk Sample Field Sheet

Sample #	Material / Photo #	Sample Location	Homogeneous Area	Homo. Area (SF/LF)	Friability (NF or F)	Damage (ND, D, SD)
O-2	5"OD Pipe Insul White Chalky W/ Light Blue Jacket	3rd Fl Riser, E. Side of Vessel	U1, FWHTR No 1			
O-3		Riser, E side of Vessel	↓ ↓ ↓ Level			
O-4		Lower Riser W. Side of Vessel	U2 FWHTR 2			
O-5	5" O.D. Pipe Fitting Insul W Light Blue Jacket	~~Valve~~ Fitting U2 FWHTR 2 W. Side				
O-6		~~Pipe Elbow~~ U1 W. Side FWHTR 1 No 2				
O-7		↓ ↓ ↓ ↓	↓ ↓			
S-1	Tank Patch Insulation White Chalky W/ Black Asphalt ~~Jacket~~ Painted Gray	U1, FWHTR No 2	3rd Floor E. Side			
S-2		U1 ↓ ↓	↓ NW Side			
S-3			↓ W Side			
T-1	White Chalky Pipe Insulation w Alum. Smooth Jacket	Lvl 3, U1 FWHtr No 2, S. Side				
U-1	White Chalky Pipe Insul. w/ Gray Canvas Jacket	Lvl 3 U1, FWHTR	No 2 Sides Riser			
U-2		Lvl 2 U1 FWHTR	No 2 S. Side Riser			
U-3		↓ ↓	↓ ↓			

Rel. Doug Coburn 6-24-14

TRC

Rec'd by: 6/26/14 1000

44164

TRC BULK SAMPLE FIELD SHEET

Job/Location: Dynegy - Morro Bay Power Plant
Inspector: Doug Coburn
CAC #92-0223

Job # 215602
Date: 6-23-14
Page # 2 of 12

Bulk Sample Field Sheet

Sample #	Material / Photo #	Sample Location	Homogeneous Area	Homo. Area (SF/LF)	Friability (NF or F)	Damage (ND, D, SD)
Y-1	4" White Chalky Pipe Insul w/ Smooth Alum Jacket	U2 FWHTR No. 2 W. Side, N Pipe				
Y-2		↓	Ctr Pipe			
Y-3		↓	S. Pipe			
W-1	Tan Chalky Pipe Insulation 4" OD	U2 FWHTR No 2 S pipe, Base				
L-3a	Blue Chalky Pipe Insul	4" OD U1 FWHTR No 2	3rd Floor			
X-1	12" OD White Chalky Insul	U2 FWHTR No 2	3rd Fl S. of Vessel			
X-2	~~12~~ " OD " "	" ↓	↓ ↓ ↓			
X-3	16 ~~12~~ " OD " "	" U2 FWHTR	No 1 3rd Fl So. of Vessel			
Y-1	16" White Chalky Pipe Insul w/ Alum Orange Peel Jacket	~~12~~ 16 U1 FWHTR No 2	Line Riser off NW Side 4vl 1/2 Platform			
Y-2		U1 FWHTR No 2	Line Riser off NW Side @ Platform 1/2			
Y-3		↓ ↓	Top U w/ White Canvas ↓			
Z-1	16" Lt Blue Chalky Pipe Insul Alum orange peel Jacket	U1 FWHTR No 1	Line off NE Side Riser			
Z-2		↓ ↓	↓ ↓			
Z-3		↓ ↓ ↓	Top U w/ White Canvas			

Rel. D. Coburn 6-24-14
Rec'd by: 6/26/14 1000

44164

TRC BULK SAMPLE FIELD SHEET

Job/Location: Dynegy - Morro Bay Power Plant
Inspector: Doug Coburn #92-0223

Job # 215602
Date: 6-23-14
Page # 3 of 12

Bulk Sample Field Sheet

Sample #	Material / Photo #	Sample Location	Homogeneous Area	Homo. Area (SF/LF)	Friability (NF or F)	Damage (ND, D, SD)
1A-1	16" Gray Sandy Fibrous Pipe Insul w/ White Canvas Jacket	Bottom of HTR Platform off SE Side	U1 FW HTR No. 1	B/T Level 1+2		
3B-1	16" Valve Fitting Insul	Bottom of HTR Platform off SW Side	U1 FW HTR No 2	B/T Lvl 1+2		
M-03	Hom ID (M)	Lower Tank of U1 FW HTR No 1 on S. Side				
N-1 N-3	Gray Fiberglass Insul w/ off White Chalky and Gray Canvas Jacket	U2 FW Htr No 1	Base of Vessel, NW Side			
CC-1 | 2 | 3	Off White Chalky Tank Insul w/ White Canvas Jacket	Base of U1 FW Htr No. 1		40SF		
DD-1 2 3	White Chalky Tan Insul. w/ Painted Gray Canvas Jacket	Base of Tank U1	FW Htr No 2	40SF		

Rel. Doug Coburn 6-24-14
6/24/14 0930
Rec'd by:

TRC

44164

TRC BULK SAMPLE FIELD SHEET

Job/Location: Dynegy Morro Bay Power Plant
Inspector: D. Coburn #92-0223

Job # 215602
Date: 6-23-14
Page # 4 of 12

Bulk Sample Field Sheet

Sample #	Material / Photo #	Sample Location	Homogeneous Area	Homo. Area (SF/LF)	Friability (NF or F)	Damage (ND, D, SD)
EE-1	8" O.D. White Chalky Insul From Drip Lin	Just under elbow @ tank	U1 FW Htr No 2,	NE Side		Lvl 2
EE-2		Run, orange Peel	↓	↓		↓
EE-3		Riser Smooth Alum	↓	↓		↓
FF-1	4" O.D. White	U1 FW Htr No 2, E Side @ Lvl 2		Condensate		
2	Chalky Pipe + Elbow	↓ ↓	↓ Condensate			
3	Insul w/Alum Jacket	↓ ↓	↓			
L-3b	4" OD Lt Blue Pipe Insul	U1 FW Htr No 2	E. Side @ Lvl 2	< 1 LF		
GG-1	Pump Box Insulation Lt Gray	U1 FW Htr No 2, Lvl 2, E. Side		4 SF		
2		↓ ↓	↓ ↓			
3		↓ ↓	↓ ↓			
HH-1	White Chalky Pipe Insul @ Elbows w Canvas Jacket	U2 FW Htr No 2	16" [redacted] + 16" OA			
2		U2 FW Htr No 1	16" Base Platform			
3		U2 FW Htr No 1	16", E. Side Lvl 1			

Rel. D. Coburn 6-24-14
Rec'd by: [signature] 6/26/14 1000

TRC

441164

TRC BULK SAMPLE FIELD SHEET

Job/Location: Dynegy - Morro Bay Power Plant
Inspector: Doug Coburn

Job # 215602
Date: 6-23-14
Page # 5 of 12

Bulk Sample Field Sheet

Sample #	Material / Photo #	Sample Location	Homogeneous Area	Homo. Area (SF/LF)	Friability (NF or F)	Damage (ND, D, SD)
II-1	16" OD White chalky Pipe Insul, W/ Canvas Jacket + Elbow	U2 FW Htr No 2	Base Value	16" OD		
2		U2 FW Htr No 2	Base Value	16" OD		
3		↓ ↓ ↓ No 2	Line SW of Tank @ Base			
L-4	12" O.D. Pipe Insul LT Blue Chalky	BT U2 FW HTRS 1+2	Level 2, South Side on Elbow			
L-5		↓ ↓	↓ ↓	↓		on Run
L-6	16" OD Pipe Insul LT Blue Chalky	Base of U2 FW HTR	No 1, E-Side	Lvl 2		
JJ-1	16" OD Pipe Insul white Chalky W/ Canvas Jacket	SW Base of U2 FW Htr No 1				
JJ-2		Patch U1 FW HTR U1	W Side of VCC-1876		Relief Valve	
KK-1	16" OD Pipe Elbow Insulation + Canvas Jacket, Asphalt	U1 FW HTR 1+2, So. Side	@ VCC-1876 Relief Valve,			E, W, E,
2		↓ ↓	↓ ↓	↓	↓	
3						
~~SS-3~~	~~Pipe Elbow Insulation, White/ Chalky W/ Black Asphalt Jacket~~					

Rel. D. Coburn 6-24-14

Rec'd by: [signature] 6/26/14 1000

44164

TRC BULK SAMPLE FIELD SHEET

Job/Location: Dynegy Morro Bay Power Plant
Inspector: Doug Coburn

Job # 215602
Date: 6-24-14
Page # 6 of 12

Bulk Sample Field Sheet						
Sample #	Material / Photo #	Sample Location	Homogeneous Area	Homo. Area (SF/LF)	Friability (NF or F)	Damage (ND, D, SD)
LL-1	Tank End-Cap Insulation, off white, Chalky. W Blue Asphalt/ Goop Jacket	U2 FW Htr No. 2,	Top Lid			
2	↓	↓	↓			
3	↓	↓	↓			
MM-1	↓	U1, FW Htr No. 2	Top Lid			
2	↓	↓	↓			
3	↓	↓	↓			
NN-1	14" Pipe Insl Patch	U2, FW Htr No 2,	Lvl 2, NW Side	at Tank		
	↓	↓	↓	↓		
EE-4	8" Pipe Insul White Alum Jacket	↓	↓			
II-4	14" Pipe Insul + Fitting Insul Patches	U2 FW Htr No 2	Lvl 2, N+W Sides			
II-5	↓	6" Elbow U2 FW Htr No 2,	Lvl 2,	NW Side		
	↓	↓	↓	↓		
EE-5	Insul Piper White Chalky + Jacket	6" Riser U2 FW Htr No 2,	Lvl 2,	NW Side		
	↓	↓	↓	↓		
	↓	↓	↓	↓		

Rel. D. Coburn 6-24-14
Rec by: 6/24/14 1000

TRC

441164

TRC BULK SAMPLE FIELD SHEET

Job/Location: Dynegy - Morro Bay Power Plant
Inspector: D. Coburn

Job # 215602
Date: 6-24-14
Page # 7 of 12

Bulk Sample Field Sheet

Sample #	Material / Photo #	Sample Location	Homogeneous Area	Homo. Area (SF/LF)	Friability (NF or F)	Damage (ND, D, SD)
QQ-1	White Chalky Pipe Insul w Canvas Jacket 12" OD	U1, FW Htr 5,6,7,	12" Pipe North of Tank			
2						
3						
PP-1	White, Chalky Tank Insul w/ Canvas Jacket	U1, FW Htr 5,6,7,	E. end, W. of Flange Ring			
2		U1, FW Htr 5,6,7	E end, on Flange Ring			
3			, E of Flange Ring			
QQ-1	White Chalky Tank Insul w/ Canvas Jacket	U2, FW Htr 5,6,7	W. end, E Side of Flange			
2						
3						
RR-1	12" OD Pipe Insul White, Chalky w/ Canvas Jacket	U2, FW Htr 5,6,7,	W end, 12" Pipe Insul off N. Side			
2						
3						
SS-1	24" OD Pipe Insul White, Chalky w/ Canvas Jacket		24" Ext Pipe above Htr			
2						
3						

Rel. D. Coburn 6-24-14
Rec'd by: [signature] 6/26/14 1000

TRC

44164

TRC BULK SAMPLE FIELD SHEET

Job/Location: Dynegy Morro Bay Power Plant
Inspector: D. Coburn 92-0223

Job # 215602
Date: 6-24-14
Page # 8 of 12

Bulk Sample Field Sheet

Sample #	Material / Photo #	Sample Location	Homogeneous Area	Homo. Area (SF/LF)	Friability (NF or F)	Damage (ND, D, SD)
TT-1	24" OD Pipe Insul White, Chalky w/ Canvas Jacket	Above U1 FW Htr 5,6,7	on Ext Pipe, E side of	Tank		
2						
3						
UU-1	Pipe Insul, White Chalky, 16" OD (Patch)	U1, FW Htr No 1,	N. Side, 7' above	Platform,	Near Pipe Hanger Near Col.	
					E. of ~~Column~~	
L-7	16" O.D. Lt Blue Chalky Pipe Insul w Alum Jacket				Near Column	
L-8					E. of Column	
L-9		U2 & FW Htr No 1,	N. Side 7'	above	Platform	
VV-1	16", 12", 10", 8" Pipe Insul, White, Chalky + Canvas Jacket	U2 FW Htr 5,6,7,	E. end, Pipes Joining	Tank		
2						
3						
WW-1	Tank Insulation White, Chalky w/ Canvas Jacket	U2, FW Htr 5,6,7,	E. end on	Tank	N. Side	
2					N. Side	
3					S. Side	

Rel. D. Coburn 6-24-14

Rec'd by: [signature] 6/26/14 1022

TRC

44164

TRC BULK SAMPLE FIELD SHEET

Job/Location: Dynegy - Morro Bay Power Plant
Inspector: Doug Coburn #92-0223

Job # 215602
Date: 6-24-14
Page # 9 of 12

Bulk Sample Field Sheet

Sample #	Material / Photo #	Sample Location	Homogeneous Area	Homo. Area (SF/LF)	Friability (NF or F)	Damage (ND, D, SD)
VV-4	12" Pipe Insul + Elbow	U3, FW Htr No.7, 12" Line under W. end of Tank				
VV-5	White, Chalky w/ Canvas Jacket	12" Elbow NW of tank at Catwalk				
VV-6		12" Line Under W. end of Tank				
XX-1	White Tank Insul	U3 FW Htr No.7, W. end on Tank				
2	White, Chalky w/		on Flange			
3	Canvas Jacket		on Flange			
YY-1	Tank Insulation	Small Tank above	W. end of U3 FW Htr No 7			
2	White, Chalky w/					110
3	Black Asphalt Jacket					
ZZ-1	10" Pipe Insul	~~8~~" Pipe B/T U3 FW Htrs 6+7				
-2	White, Chalky w		5+6			
-3	Orange Foel Alum Jacket		5+6			
1K-4	Orange/Peach Pipe Fitting Insul	U3 FW Htr No.6, W. end Pipe Elbow @	Catwalk Floor			

Rel. D. Coburn 6-24-14

Rec'd by: [signature] 6/26/14 1020

TRC

TRC BULK SAMPLE FIELD SHEET

Job/Location: Dynegy Morro Bay Power Plant
Inspector: D. Coburn 92-0223

Job # 215602
Date: 6-24-14
Page # 10 of 12

Bulk Sample Field Sheet

Sample #	Material / Photo # +12"	Sample Location	Homogeneous Area	Homo. Area (SF/LF)	Friability (NF or F)	Damage (ND, D, SD)
AAA-1	6" Pipe Insul White Chalky w/ Smooth Alum Jacket	U3 FW Htr No.5, W. end 6" Piping				
-2						
-3						
BBB-1	6" Pipe Elbow Insul White Wool under Alum Jacket					
2						
3						
CCC-1	18" Pipe & Elbow Insul, White Chalky & Canvas Jacket	U3 W. end of FW Htr No.5, B/T	Tank & Catwalk			
2						
3						
DDD-1	Tank Insul White, Chalky w/ Canvas Jacket	U3, FW Htr No.5, Tank Flange	on W-end Flange			
2						
3						
EEE-1	Tank Insul, off White, Chalky w/ Canvas Jacket	U4 FW Htr No.7, E. end, W. of flange Ring	on Flange Ring E. of Flange			
-2						
-3						

Rel. D. Coburn 6-24-14
Read by: 6/26/14 1000

TRC BULK SAMPLE FIELD SHEET

Job/Location: Dynegy Morro Bay Power Plant
Inspector: Doug Coburn 92-0223

Job # 215602
Date: 6-24-14
Page # 11 of 12

Bulk Sample Field Sheet

Sample #	Material / Photo #	Sample Location	Homogeneous Area	Homo. Area (SF/LF)	Friability (NF or F)	Damage (ND, D, SD)
FFF-1	12" Pipe Insulation, off White, Chalky w Canvas and Smooth Alum Jacket	U4, FW Htr No. 7, E. end, 2 ft.	North of Tank			
-2			Botton North Side of Tank			
-3			7' NE of end of Tank			
GGG-1	12" + 16" off White Pipe Fitting Insul w/ Canvas Jacket	U4 FW Htr No. 7,	N. Side at E-end,		Near Botton of Tank	
-2					Botton Center	
-3		U4, FW Htr No. 5, E. end on 16" elbow				
HHH-1	White Tank Insul w/ Black Asphalt Jacket	Small Tank above U4 FW Htr No 7	@ E. end,		E. Half of Tank	
-2						
-3						
III-1	off White Tank Insulation w/ Canvas Jacket Gray				W. Half of Tank	
2						
3						
JJJ-1	4" Pipe Insul Painted White Chalky w/ Orange Peel Alum Jacket	Piping above E. end of U4 FW Htr No. 6				
2		No. 5 & 6 Run Under E. end of U4 FW Htrs 5, 6, 7				
3						

Rel. D. Coburn 6-24-14
Rec'd by: [illegible] 6/24/14 1000

TRC

44164

TRC BULK SAMPLE FIELD SHEET

Job/Location: Dynegy Power Plant - Morro Bay
Inspector: Doug Coburn
CAC #92-0223

Job # 215602
Date: 6-24-14
Page # 12 of 12

Bulk Sample Field Sheet

Sample #	Material / Photo #	Sample Location	Homogeneous Area	Homo. Area (SF/LF)	Friability (NF or F)	Damage (ND, D, SD)
K-5	Orange/Peach Chalky Pipe Insulation w Alum Jacket 10" Line	Elbow E. of E. end	U4 FW Htr No. 5 at catwalk			
KKK-1	Off White, Chalky Pipe Insul, 12" OD w Alum Jacket	At Elbow line off S. side of U4 FW Htr No. 6				
-2		Line Connecting U4 FW Htrs 5+6				
-3		At Elbow, line off S. Side of U4 FW Htr No. 7				
K-6	4" Orange/Pink Chalky Pipe Insul w/ Smooth Alum Jacket	U4 FW Htr No. 5 above and South side of Tank				
7		↓	↓	↓	↓	
8		↓	↓	↓	↓	
LLL-1	6" O.D. Pipe Insul off White, Chalky w/ Smooth Alum Jacket	E. end of U4 Condenser, 4' E of Cond., 7' High, N. Corr S. end				
2		↓	↓	↓	↓	
3		↓	↓	↓	↓	

E. end U4 FW Htr 5 - is fiberglass
" " " " " No. 6 Labeled Non-Asbestos

Rel. P. Coburn 6-24-14 Rec'd by: 6/26/14

TRC

LIMITED ASBESTOS AND LEAD-BASED PAINT SURVEY REPORT

At

Dynegy Power Plant
1290 Embarcadero Road
Morro Bay, CA 93442-2042

Submitted to

Mr. Tim Niedzwiecki, President
Environmental Remediation Services, Inc.
311 Rotterdam Industrial Park
Building 3 Bay 1
Schenectady, NY 12306

Inspection Date: February 25 and March 3, 2014
Report Date: March 11, 2014

123 Technology Drive
Irvine, CA 92618
(949) 727-9336

Project No: 215602

Table of Contents

EXECUTIVE SUMMARY ..... **ii**
ASBESTOS FINDINGS ii
LEAD BASED PAINT FINDINGS iii
ASBESTOS SURVEY **1**
INTRODUCTION 1
BACKGROUND 1
Asbestos Containing Materials 1
Asbestos Sampling and Analytical Procedures 1
INTERPRETATION OF ASBESTOS RESULTS 2
ASBESTOS FINDINGS 3
Asbestos Containing Materials (>1%) 3
Negative Materials 3
CONCLUSIONS 4
LEAD-BASED PAINT SURVEY **5**
INTRODUCTION 5
SAMPLING AND ANALYTICAL PROCEDURES 5
LEAD FINDINGS 5
CONCLUSIONS 9
CERTIFICATION AND SIGNATORY 9
DISCLAIMER 10

APPENDICES

Appendix A – Asbestos Bulk Sample Results
Appendix B – Lead XRF Test Results
Appendix C – Consultant Certifications
Appendix D – Client Directed Scope of Survey Information

EXECUTIVE SUMMARY

TRC Environmental Corporation (TRC) in Irvine, California contracted with the Environmental Remediation Services, Inc. (ERSI) to conduct a limited asbestos and lead-based paint survey of selective mechanical and electrical equipment at the Dynegy Power Plant located at 1290 Embarcadero Road, Morro Bay, California (the "Site"). Please note that TRC's survey activities were limited to areas as defined by Scope Items #1, #2, and #3 included in Appendix E. This report contains the findings from the survey conducted by TRC on February 25 and March 3, 2014, and was prepared for the Client in accordance with its request for environmental services to perform an asbestos and lead-based paint survey prior to planned site work.

The asbestos and lead-based paint survey/inspection and reporting was performed by Doug Coburn, a State of California Certified Asbestos Consultant (CAC) and CA CDPH Lead Related Construction Inspector/Risk Assessor (LRC-I/A).

ASBESTOS FINDINGS

Inspection, sampling, and analytical procedures for asbestos-containing building materials (ACBMs) were performed in general accordance and conformance with the Environmental Protection Agency's (EPA) National Emission Standards for Hazardous Air Pollutants (NESHAP) - EPA 40 Code of Federal Regulations (CFR) 61 Subpart M, the EPA Asbestos Hazard Emergency Response Act (AHERA) 40 CFR Part 763, San Luis Obispo County Air Pollution Control District and the Occupational Safety and Health Administration (OSHA) 29 CFR 1926.1101 requirements.

Material	Location	Percentage/Type	Approx. Quantity
White Chalky TSI with Gray Canvas Jacket on Tank Vessels	FWHTR No. 4 – Unit 1, Drip Tank under No. 4 – Unit 1, FWHTR No. 4 – Unit 2, Drip Tank under No. 4 – Unit 2	20% Chrysotile 20% Amosite	400 SF
White Chalky TSI with Gray Canvas Jacket on Pipe and Fittings	FWHTR No. 4 Pipe – Unit 1, FWHTR No. 4 Pipe – Unit 2	90% Chrysotile	60 LF
Smooth Aluminum Jacket over Piping with White Chalky Insulation	FWHTR No. 4 6" O.D. Pipe – Unit 1, FWHTR No. 4 20" O.D. Pipe – Unit 1, FWHTR No. 4 20" O.D. Pipe – Unit 2	10% Chrysotile 60% Amosite	150 SF
White Chalky Pipe and Fitting Insulation with Light Blue Canvas Jacket	FWHTR No. 2 8" O.D. Pipe Level 3 – Unit 2	10% Chrysotile 20% Amosite	20 LF
White Chalky and Fibrous Pipe and Fitting Insulation with Light Gray Canvas Wrap	Unit 1 10" O.D. Pipe Top, HTR 7, Drain Cooler; Unit 2 10" O.D. Pipe Top, HTR 7, Drain Cooler;	10% Chrysotile 20 % Amosite	40 SF

LEAD BASED PAINT FINDINGS

The lead based paint (LBP) and lead component inspection and testing was conducted to determine the presence of LBP and lead-based building components in the project areas. The LBP testing was performed using a RMD LPA-1 lead paint XRF analyzer (Serial number 3231) X-ray fluorescence (XRF) spectrum analyzer. The survey activities and XRF testing were performed in accordance with the United States Department of Housing and Urban Development's (HUD) guidance document, "Guidelines for the Evaluation and Control of Lead-Based Paint Hazards in Housing," 1997 Revision.

Federal and California Department of Public Health (CDPH) regulations define LBP as any surface coating that contains lead at or above 1.0 milligram per square centimeter (mg/cm^2), 5,000 parts per million or 0.5% lead. Therefore, paint and coatings that tested at or above 1.0 mg/cm^2 have been identified as lead-containing coatings and/or components in this report. The XRF test results indicated that several coated mechanical and electrical equipment components at the Site contain lead in concentrations above federal and CDPH regulated concentrations.

A summary of paints/coatings determined to be LBP are as follows:

Component(s)	Color	Location(s)	Lead Cont. (mg/cm^2)	Cond.	Est. Quantity
North Condenser Door Swing	Blue	Floor 1, Unit 1	4.8	I	30 SF
South Condenser Hatch Door	Blue	Floor 1, Unit 1	1.0	I	30 SF
South Condenser Door Swings	Blue	Floor 1, Unit 1	5.0	I	2 SF
End Caps	Green	Unit 1 Drain Cooler HTR 7	2.8	I	18 SF
Cap Ring	Green	Unit 1 Drain Drain Cooler HTR 7	4.6	I	4 SF
Pipe, South End, Bottom	Green	Unit 1 Drain Drain Cooler HTR 7	2.8	I	20 SF
North End HTR 7 Wall	Green	Unit 1 Drain Drain Cooler HTR 7	2.8	I	600 SF
Bottom Steel Supports	Green	Unit 1 Drain Drain Cooler HTR 7	2.1	I	6 SF
End Caps	Green	Unit 2 Drain Cooler HTR 7	1.0	I	18 SF
End Cap Rings	Green	Unit 2 Drain Cooler HTR 7	1.0	I	4 SF

Component(s)	Color	Location(s)	Lead Cont. (mg/cm²)	Cond.	Est. Quantity
Tank Wall	Green	Unit 2 Drain Cooler HTR 7	4.7	I	600 SF
Steel Base Support	Green	Unit 2 Drain Cooler HTR 7	1.0	I	6 SF
Door Swings	Blue	Unit 2 Condenser First Floor	2.0	I	4 SF
Door Housing	Blue	Unit 2 Condenser First Floor	2.3	I	30 SF
Flange Bolts	Green	2 BCW Ht-Ex	1.0	I	6 SF
Tank	Green	2 BCW Ht-Ex	1.0	I	600 SF
Tank	Green	1 BCW Ht-Ex	1.0	I	600 SF
12" Pipe / Bolts	White	1st Floor 1 BCW SW Outlet	>9.9	I	50 SF
12" Pipe / Bolts	White	1st Floor 2 BCW HT-Ex SW	1.0	I	50 SF
Tank	Green	1st Floor 3 BCW HT-Ex	2.2	I	600 SF
12" Pipes	White	1st Floor 3/4 BCW HT-Ex	3.8 & 4.5	I	120 SF
4" Distilled Water Pipe	White	1st Floor 3 BCW HT-Ex	1.0	I	4 SF
Face/ Bolts	Blue	1st Floor Unit 2 Condenser	4.6	I	160 SF
Portal Door/ Bolts	Blue	1st Floor Unit 2 Condenser	6.8	I	30 SF
Face Bolts	Blue	1st Floor Unit 1 Condenser	2.6	I	40 SF
Portal Bolts	Blue	1st Floor Unit 1 Condenser	5.1	I	12 SF
North Face & Bolts	Blue	Level 1 Unit 3 Condenser	>9.9	I	120 SF
South Face & Bolts	Blue	Level 1 Unit 3 Condenser	>9.9	I	120 SF
North Face & Bolts	Blue	Level 1 Unit 4 Condenser	>9.9	I	120 SF
South Face & Bolts	Blue	Level 1 Unit 4 Condenser	>9.9	I	120 SF
East Face & Bolts	Silver	Level 1 Unit 4 FW HTR No. 7	>9.9	I	120 SF
12" Pipe / Bolts	White	Level 1 Unit 4 FW HTR No. 7	3.6	I	60 SF
Cat Walk Beams/Steel	Light Gray	Level 1 Unit 4 FW HTR No. 7	5.3	I	180 SF
Face Cap / Bolts	Silver	Level 1 Unit 1 FW HTR 5,6,7	1.0	I	20 SF

Component(s)	Color	Location(s)	Lead Cont. (mg/cm²)	Cond.	Est. Quantity
Face Cap / Bolts	Silver	Level 1 Unit 2 FW HTR 5,6,7	5.1	I	20 SF
Flange Bolts & Pipe	Silver	Level 1 Unit 3 FW HTR No. 3 Relief Valve	1.0	I	20 SF
Flange Bolts & Pipe	Silver	Level 1 Unit 3 FW HTR No. 4 Relief Valve	1.0	I	20 SF
Tank Legs	Light Green	Level 1 Unit 3 FW HTR No. 4 Relief Valve	>9.9	I	8 SF
End Cap	Silver	Level 2 Unit 2 FW HTR 5,6,7	Assumed	I	20 SF
Bolts	Silver	Level 2 Unit 2 FW HTR 5,6,7	Assumed	I	10 SF
End Cap & Bolts	Silver	Level 2 Unit 3 FW HTR No. 7	>9.9	I	20 SF
End Cap & Bolts	Silver	Level 2 Unit 3 FW HTR No. 7	Assumed	I	20 SF
I Beam/Catwalk Steel	Light Gray	Level 2 Catwalk Above Unit 3 Condenser	>9.9	I	200 SF
14" Pipe	White	Level 2 Unit 3 FW HTR No. 7	4.3	Poor	30 SF
Face Cap & Bolts	Silver	Level 2 Unit 2 FW HTR 5,6,7 Top of Condenser 2	Assume	I	20 SF
Tank Legs	Light Green	Level 2 Unit 4 FW HTR No. 4	>9.9	I	8 SF
End Cap & Bolts	White	Basement Level Unit 3,7 HTR Drain Cooler	1.0	I	20 SF
18" Pipe	White	Basement Level Unit 3,7 HTR Drain Cooler	1.0	I	50 SF
Flange Connector/Pipe	White	Basement Level Unit 3,7 HTR Drain Cooler Relief Valve	2.7	I	30 SF
Tank	White	Basement Level Unit 3,7 HTR Drain Cooler	1.0	I	330 SF
Tank Legs	White	Basement Level Unit 3,7 HTR Drain Cooler	2.4	I	8 SF

Component(s)	Color	Location(s)	Lead Cont. (mg/cm²)	Cond.	Est. Quantity
Top Pipe Flange	Yellow	Basement Level Unit 3 BCW HT Ex No. 3	2.8	I	2 SF
Tank	Light Green	Basement Level Unit 3 BCW HT Ex No. 3	6.5	I	330 SF
Tank	Light Green	Basement Level Unit 3 BCW HT Ex No. 6	6.2	I	330 SF
Tank Legs	Light Green	Basement Level Unit 3 BCW HT Ex No. 6	7.2	I	8 SF
Tank	Light Green	Basement Level Unit 4 BCW HT Ex No. 7	7.6	I	330 SF
Tank Legs	Light Green	Basement Level Unit 4 BCW HT Ex No. 7	7.6	I	8 SF
Pipe Flange	Yellow	Basement Level Unit 4 BCW HT Ex No. 7	6.2	I	4 SF
Tank	Light Green	Basement Level Unit 4 BCW HT Ex No. 8	7.5	I	330 SF
Pipe	Light Green	Basement Level Unit 4 BCW HT Ex No. 8	6.1	I	50 SF
End Cap & Bolts	White	Basement Level Unit 4 7 HTR Drain Cooler	1.0	I	20 SF
18" Bottom Pipe	White	Basement Level Unit 4 7 HTR Drain Cooler	3.3	I	40 SF
Tank	White	Basement Level Unit 4 7 HTR Drain Cooler	1.0	I	330 SF
Tank Legs	White	Basement Level Unit 4 7 HTR Drain Cooler	1.0	I	8 SF
Trans Boxes	Green	Exterior Unit 4 North Side	2.5	I	2,000 SF
14" Pipe	Green	Exterior Unit 4 North Side	3.9	I	200 SF
Pipe Base Bracket	Green	Exterior Unit 4 North Side	2.3	I	200 SF
Fan Box Base Brackets (Steel Framing)	White	Exterior Fan Box Base Brackets All Steel Frames	5.6	I	480 SF

Component(s)	Color	Location(s)	Lead Cont. (mg/cm²)	Cond.	Est. Quantity
Trans Cooler Box	Green	Unit 3 Transformer	1.0	I	200 SF
All Piping Associated with Unit 3 & 4 Transformers	Green	Units 3 & 4 Transformer area	>1.0	I	450 SF
All Transformers, piping, support steel	Green	Units 1 and 2	>9.9	I	9,400 SF

ASBESTOS SURVEY

INTRODUCTION

TRC conducted an asbestos survey, inspection, assessment and quantification of asbestos-containing materials on selective mechanical and electrical equipment at Dynegy Power Plant located at 1290 Embarcadero Road, Morro Bay, California. The survey was performed to identify asbestos containing building materials prior to a planned site work which could disturb suspect ACM on the equipment.

The TRC asbestos survey was performed by Doug Coburn, a State of California Certified Asbestos Consultant (CAC) #92-0223.

BACKGROUND

Asbestos Containing Materials

The California Occupational Safety and Health Administration (Cal-OSHA) and the Environmental Protection Agency (EPA) define an asbestos-containing material (ACM or also called asbestos containing building materials ACBM) as any material containing more than one percent (>1.0%) asbestos by weight. Additionally, Cal/OSHA includes the term asbestos-containing construction material (ACCM), which is any manufactured construction material containing greater than one tenth of one percent (>0.1%) asbestos by weight. Asbestos containing materials are designated by the EPA as:

Friable asbestos - material which can be crumbled, pulverized or reduced to powder by hand pressure, a.k.a. Regulated Asbestos Containing Materials (RACM)

Category I Non-friable - includes resilient floor coverings, asphalt roofing products, gaskets and packing.

Category II Non-friable - any non-friable ACM that is not in Category I (i.e. Asbestos-cement (Transite) siding or roofing material).

Asbestos Sampling and Analytical Procedures

Representative bulk samples of suspect asbestos-containing materials were randomly collected from the identified homogenous material applications on the designated mechanical and electrical equipment. Homogenous material determination was based on the following criteria:

- Similar physical characteristics (same appearance, age, color and texture, etc.),
- Application (sprayed or trowel-on, assembly into a system, etc.),
- Material function (e.g. thermal insulation, floor tile, wallboard system, etc.).

The bulk samples were collected, labeled, and shipped to a certified analytical laboratory under proper chain-of-custody (COC) documentation, and condition, and approximate material quantity assessments were performed by the accredited inspector.

Laboratory services were provided by TRC Industrial Hygiene Laboratory. TRC Industrial Hygiene Laboratory is a National Voluntary Laboratory Accreditation Program (NVLAP) certified laboratory (NVLAP code #101424-0).

Bulk samples were analyzed by polarized light microscopy (PLM) utilizing the EPA's Test Methods: Methods for the Determination of Asbestos in Bulk Building Materials (EPA 600/R-93/116, July 1993) and the McCrone Research Institute's The Asbestos Particle Atlas as method references.

Analysis by PLM was performed by visual observation of the bulk sample and slides prepared of the bulk sample for microscopic examination and identification. The samples were analyzed for asbestos (Chrysotile, Amosite, Crocidolite, Anthophyllite, and Actinolite/Tremolite), fibrous non-asbestos constituents (mineral wool, cellulose, etc.) and non-fibrous constituents. Using a stereoscope, the microscopist visually estimates the relative amounts of each constituent by determining the estimated area of the asbestos compared with the area estimate of the total sample.

INTERPRETATION OF ASBESTOS RESULTS

Federal OSHA, the California Department of Occupational Safety and Health (Cal/DOSH), and NESHAP define an asbestos-containing material (ACM) as any material containing more than one percent (>1.0%) asbestos. Both agencies have certain classifications for ACM types as well as requirements that apply when ACM is removed and disposed. Additionally, Cal/DOSH includes the term, asbestos-containing construction material (ACCM); which is any manufactured construction material containing >0.1% asbestos. The ACCM designation has been established by Cal/DOSH as a criterion for the registration and certification of contractors and consultants respectively, who provide services that involve such materials.

The limit of reliable detection for asbestos using the PLM analytical method is one percent (1.0%) by volume. When less than one percent (<1.0%) appears in this report, it should be interpreted as meaning that asbestos was present in the sample, but the exact percentage is unknown. Any sample indicating a concentration of <1.0% can be subjected to the more stringent Point Count Method of analysis to more precisely determine the actual asbestos content (down to one tenth of one percent). Cal/DOSH states that employers performing construction activities on materials containing greater than 0.1% asbestos, must comply with applicable provisions of Title 8, Section 1529 of CCR. Therefore, those materials which fall outside the NESHAP definition of an ACM is regulated by Cal/DOSH, and should be handled as ACCM by a California asbestos abatement contractor and personnel trained to handle asbestos materials.

Per United States EPA NESHAP regulations, "friable" materials with PLM results of less than ten percent (<10%) asbestos must be assumed ACM unless it is further analyzed using the EPA point count method to more precisely determine the actual asbestos content. If this material is found to contain less than 1% asbestos by point counting, then it may be disposed of as non-hazardous waste. However, if asbestos was detected above 0.1% concentration following the point count analysis, Cal/OSHA rules would still apply, and the contractor performing removal or demolition must comply with the worker protection, training, and medical surveillance portions of the asbestos standard.

The term "friable asbestos-containing material" means any asbestos-containing material applied on ceilings, walls, structural members, piping, duct work, or any other part of a building which when dry may be crumbled, pulverized, or reduced to powder by hand pressure. NESHAPS and the San Luis Obispo County Air Pollution Control District, considers ACM to be friable, non-friable asbestos-containing material after such previously non-friable material becomes damaged

to the extent that when dry it may be crumbled, pulverized, or reduced to powder by hand pressure.

ASBESTOS FINDINGS

Asbestos Containing Materials (>1%)

Asbestos was detected in concentrations exceeding one percent in the following materials sampled during the asbestos survey. Estimated quantities are provided as an approximate guide to the Client. The material quantities listed in the table are approximations and TRC is not responsible for the accuracy of the quantities and measurements provided.

Material ID	Material	Location	Percentage/ Type	Approx. Quantity
A	White Chalky TSI with Gray Canvas Jacket on Tank Vessels	FWHTR No. 4 – Unit 1, Drip Tank under No. 4 – Unit 1, FWHTR No. 4 – Unit 2, Drip Tank under No. 4 – Unit 2	20% Chrysotile 20% Amosite	400 SF
B	White Chalky TSI with Gray Canvas Jacket on Pipe and Fittings	FWHTR No. 4 Pipe – Unit 1, FWHTR No. 4 Pipe – Unit 2	90% Chrysotile	60 LF
C	Smooth Aluminum Jacket over Piping with White Chalky Insulation	FWHTR No. 4 6" O.D. Pipe – Unit 1, FWHTR No. 4 20" O.D. Pipe – Unit 1, FWHTR No. 4 20" O.D. Pipe – Unit 2	10% Chrysotile 60% Amosite	150 SF
O	White Chalky Pipe and Fitting Insulation with Light Blue Canvas Jacket	FWHTR No. 2 8" O.D. Pipe Level 3 – Unit 2	10% Chrysotile 20% Amosite	20 LF
P	White Chalky and Fibrous Pipe and Fitting Insulation with Light Gray Canvas Wrap	Unit 1 10" O.D. Pipe Top, HTR 7, Drain Copler; Unit 2 10" O.D. Pipe Top, HTR 7, Drain Cooler;	10% Chrysotile 20 % Amosite	40 SF

Negative Materials

The following is a listing of the suspected asbestos-containing materials that were determined by laboratory analysis to not contain detectable amounts of asbestos:

Material ID	Sampled Material	Material Location
D	Fiberglass Insulation and Paper Jacket under Aluminum Orange Peel Jacket	Unit 1 FW HTR, No. 3 Tank; Unit 2 FW HTR, No. 3 Tank; Unit 2 FW HTR, No. 3; Unit 1 FW HTR No. 1 at Level 2; Unit 1 FW HTR No. 2 at Level 2
E	Fiberglass Pipe and Fitting Insulation with Aluminum Jacket	Unit 1 FW HTR, No. 3 on Pipe; Unit 2 FW HTR, No. 3 on Pipe
F	Bluish Chalky Pipe Insulation	20" O.D. Line North Side of Unit 1 FW HTR No. 3; 20" O.D. Line North Side of Unit 2 FW HTR No. 3

Material ID	Sampled Material	Material Location
G	White Chalky Pipe Insulation	Pipe West of Bottom of Unit 2, FW HTR No. 3; Pipe East Side of Unit 4 FW HTR No. 3; 20" Pipe North End of Unit 4 FW HTR No. 4 Bottom of Vessel
H	Tan Chalky Pipe Insulation	Pipe East End Bottom of Unit 1 FW HTR No. 3
I	White Chalky TSI on Vessel with Smooth Aluminum Jacket	Unit 3 FW HTR No. 4 Body; Unit 4 FW HTR No. 4 Body; Unit 2 FW HTR No. 2 Level 3
J	White Chalky TSI on Vessel with Gray Wire and Canvas Jacket	Unit 3 FW HTR No. 4 End Cap; Unit 4 FW HTR No. 4 End Cap
K	Orange / Peach Pipe TSI	4" O.D. Line West Side of Unit 4 FW HTR No. 3 Vessel; 20" O.D. Line to BFW Pump Top of Unit 4 FW HTR No. 3 Vessel; 20" O.D. Line to Vessel Unit 4 FW HTR No. 3 North End Bottom
L	Blue Chalky Pipe Insulation with Orange / Peach Jacket	20" O.D. Line off Unit 2 FW HTR No. 2
M	White Chalky Tank Insulation with Gray Canvas Jacket	Tank Unit 2 FW HTR No. 2 Between Level 1 and Level 2
N	Gray Fiberglass Insulation with Off-White and Gray Canvas Jacket	Tank Unit 2 FW HTR No. 1 Between Level 1 and Level 2
Q	White Chalky Pipe / Fitting Insulation with Gray Canvas Jacket	Basement Level Unit 3 HTR 7 Drain Cooler on 10" O.D. Pipe Bottom; Basement Level Unit 4 HTR 7 Drain Cooler on 10" O.D. Pipe Bottom
R	White Chalky TSI Pipe Insulation with Smooth Aluminum Jacket	Basement Level Unit 4 HTR 7 Drain Cooler on 12" O.D. Pipe West Side of Vessel; Basement Level Unit 4 HTR 7 Drain Cooler on 4" O.D. Pipe West Side of Vessel

CONCLUSIONS

Results of analysis confirmed that asbestos was identified in concentrations greater than 0.1% within some of the bulk samples collected. The condition of the identified asbestos-containing materials (1.0% asbestos or greater) and asbestos-containing construction materials (greater than 0.1% asbestos) were found to be in fair to good condition at the time of this inspection. The inspector's bulk sampling logs may be referenced in Appendix A.

California state regulations require notifications prior to the removal of asbestos-containing materials. A California certified supervisor shall be onsite during all asbestos removal activities and all asbestos removal work shall be conducted by California certified asbestos workers. All asbestos shall be removed following the applicable California regulations and applicable local and federal regulations.

LEAD-BASED PAINT SURVEY

INTRODUCTION

TRC Environmental Corporation (TRC) in Irvine, California contracted with the Environmental Remediation Services, Inc. (ERSI) to conduct a lead-based paint survey of selective mechanical and electrical equipment at the Dynegy Power Plant located at 1290 Embarcadero Road, Morro Bay, California (the "Site"). Please note that TRC's survey activities were limited to areas as defined by Scope Items #1, #2, and #3 included in Appendix E. This report contains the findings from the survey conducted by TRC on March 3, 2014, and was prepared for the Client in accordance with its request for environmental services to perform lead-based paint survey.

The TRC lead-based paint survey/inspection and reporting was performed by Doug Coburn, a CA CDPH Lead Related Construction Inspector/Risk Assessor (LRC-I/A), CA DPH #14092.

SAMPLING AND ANALYTICAL PROCEDURES

The lead based paint (LBP) and lead component inspection and testing was conducted to determine the presence of LBP coatings in the project areas. The LBP testing was performed using a RMD LPA-1 lead paint XRF analyzer (Serial number 3231) X-ray fluorescence (XRF) spectrum analyzer. The survey activities and XRF testing were performed in accordance with the United States Department of Housing and Urban Development's (HUD) guidance document, "Guidelines for the Evaluation and Control of Lead-Based Paint Hazards in Housing," 1997 Revision.

Federal and California Department of Public Health (CDPH) regulations define LBP as any surface coating that contains lead at or above 1.0 milligram per square centimeter (mg/cm^2), 5,000 parts per million or 0.5% lead. Therefore, paint and coatings that tested at or above 1.0 mg/cm^2 have been identified as lead-containing materials and components in this report. The XRF test results indicated that several building components at the Site contain lead in concentrations above federal and CDPH regulated concentrations.

LEAD FINDINGS

A summary of paints/coatings determined to be LBP are as follows:

Component(s)	Color	Location(s)	Lead Cont. (mg/cm^2)	Cond.	Est. Quantity
North Condenser Door Swing	Blue	Floor 1, Unit 1	4.8	I	30 SF
South Condenser Hatch Door	Blue	Floor 1, Unit 1	1.0	I	30 SF
South Condenser Door Swings	Blue	Floor 1, Unit 1	5.0	I	2 SF
End Caps	Green	Unit 1 Drain Cooler HTR 7	2.8	I	18 SF
Cap Ring	Green	Unit 1 Drain Drain Cooler HTR 7	4.6	I	4 SF

Component(s)	Color	Location(s)	Lead Cont. (mg/cm²)	Cond.	Est. Quantity
Pipe, South End, Bottom	Green	Unit 1 Drain Drain Cooler HTR 7	2.8	I	20 SF
North End HTR 7 Wall	Green	Unit 1 Drain Drain Cooler HTR 7	2.8	I	600 SF
Bottom Steel Supports	Green	Unit 1 Drain Drain Cooler HTR 7	2.1	I	6 SF
End Caps	Green	Unit 2 Drain Cooler HTR 7	1.0	I	18 SF
End Cap Rings	Green	Unit 2 Drain Cooler HTR 7	1.0	I	4 SF
Tank Wall	Green	Unit 2 Drain Cooler HTR 7	4.7	I	600 SF
Steel Base Support	Green	Unit 2 Drain Cooler HTR 7	1.0	I	6 SF
Door Swings	Blue	Unit 2 Condenser First Floor	2.0	I	4 SF
Door Housing	Blue	Unit 2 Condenser First Floor	2.3	I	30 SF
Flange Bolts	Green	2 BCW Ht-Ex	1.0	I	6 SF
Tank	Green	2 BCW Ht-Ex	1.0	I	600 SF
Tank	Green	1 BCW Ht-Ex	1.0	I	600 SF
12" Pipe / Bolts	White	1st Floor 1 BCW SW Outlet	>9.9	I	50 SF
12" Pipe / Bolts	White	1st Floor 2 BCW HT-Ex SW	1.0	I	50 SF
Tank	Green	1st Floor 3 BCW HT-Ex	2.2	I	600 SF
12" Pipes	White	1st Floor 3/4 BCW HT-Ex	3.8 & 4.5	I	120 SF
4" Distilled Water Pipe	White	1st Floor 3 BCW HT-Ex	1.0	I	4 SF
Face/ Bolts	Blue	1st Floor Unit 2 Condenser	4.6	I	160 SF
Portal Door/ Bolts	Blue	1st Floor Unit 2 Condenser	6.8	I	30 SF
Face Bolts	Blue	1st Floor Unit 1 Condenser	2.6	I	40 SF
Portal Bolts	Blue	1st Floor Unit 1 Condenser	5.1	I	12 SF
North Face & Bolts	Blue	Level 1 Unit 3 Condenser	>9.9	I	120 SF
South Face & Bolts	Blue	Level 1 Unit 3 Condenser	>9.9	I	120 SF

Component(s)	Color	Location(s)	Lead Cont. (mg/cm²)	Cond.	Est. Quantity
North Face & Bolts	Blue	Level 1 Unit 4 Condenser	>9.9	I	120 SF
South Face & Bolts	Blue	Level 1 Unit 4 Condenser	>9.9	I	120 SF
East Face & Bolts	Silver	Level 1 Unit 4 FW HTR No. 7	>9.9	I	120 SF
12" Pipe / Bolts	White	Level 1 Unit 4 FW HTR No. 7	3.6	I	60 SF
Cat Walk Beams/Steel	Light Gray	Level 1 Unit 4 FW HTR No. 7	5.3	I	180 SF
Face Cap / Bolts	Silver	Level 1 Unit 1 FW HTR 5,6,7	1.0	I	20 SF
Face Cap / Bolts	Silver	Level 1 Unit 2 FW HTR 5,6,7	5.1	I	20 SF
Flange Bolts & Pipe	Silver	Level 1 Unit 3 FW HTR No. 3 Relief Valve	1.0	I	20 SF
Flange Bolts & Pipe	Silver	Level 1 Unit 3 FW HTR No. 4 Relief Valve	1.0	I	20 SF
Tank Legs	Light Green	Level 1 Unit 3 FW HTR No. 4 Relief Valve	>9.9	I	8 SF
End Cap	Silver	Level 2 Unit 2 FW HTR 5,6,7	Assumed	I	20 SF
Bolts	Silver	Level 2 Unit 2 FW HTR 5,6,7	Assumed	I	10 SF
End Cap & Bolts	Silver	Level 2 Unit 3 FW HTR No. 7	>9.9	I	20 SF
End Cap & Bolts	Silver	Level 2 Unit 3 FW HTR No. 7	Assumed	I	20 SF
I Beam/Catwalk Steel	Light Gray	Level 2 Catwalk Above Unit 3 Condenser	>9.9	I	200 SF
14" Pipe	White	Level 2 Unit 3 FW HTR No. 7	4.3	Poor	30 SF
Face Cap & Bolts	Silver	Level 2 Unit 2 FW HTR 5,6,7 Top of Condenser 2	Assume	I	20 SF
Tank Legs	Light Green	Level 2 Unit 4 FW HTR No. 4	>9.9	I	8 SF
End Cap & Bolts	White	Basement Level Unit 3,7 HTR Drain Cooler	1.0	I	20 SF
18" Pipe	White	Basement Level Unit 3,7 HTR Drain Cooler	1.0	I	50 SF

Component(s)	Color	Location(s)	Lead Cont. (mg/cm²)	Cond.	Est. Quantity
Flange Connector/Pipe	White	Basement Level Unit 3,7 HTR Drain Cooler Relief Valve	2.7	I	30 SF
Tank	White	Basement Level Unit 3,7 HTR Drain Cooler	1.0	I	330 SF
Tank Legs	White	Basement Level Unit 3,7 HTR Drain Cooler	2.4	I	8 SF
Top Pipe Flange	Yellow	Basement Level Unit 3 BCW HT Ex No. 3	2.8	I	2 SF
Tank	Light Green	Basement Level Unit 3 BCW HT Ex No. 3	6.5	I	330 SF
Tank	Light Green	Basement Level Unit 3 BCW HT Ex No. 6	6.2	I	330 SF
Tank Legs	Light Green	Basement Level Unit 3 BCW HT Ex No. 6	7.2	I	8 SF
Tank	Light Green	Basement Level Unit 4 BCW HT Ex No. 7	7.6	I	330 SF
Tank Legs	Light Green	Basement Level Unit 4 BCW HT Ex No. 7	7.6	I	8 SF
Pipe Flange	Yellow	Basement Level Unit 4 BCW HT Ex No. 7	6.2	I	4 SF
Tank	Light Green	Basement Level Unit 4 BCW HT Ex No. 8	7.5	I	330 SF
Pipe	Light Green	Basement Level Unit 4 BCW HT Ex No. 8	6.1	I	50 SF
End Cap & Bolts	White	Basement Level Unit 4 7 HTR Drain Cooler	1.0	I	20 SF
18" Bottom Pipe	White	Basement Level Unit 4 7 HTR Drain Cooler	3.3	I	40 SF
Tank	White	Basement Level Unit 4 7 HTR Drain Cooler	1.0	I	330 SF
Tank Legs	White	Basement Level Unit 4 7 HTR Drain Cooler	1.0	I	8 SF

Component(s)	Color	Location(s)	Lead Cont. (mg/cm²)	Cond.	Est. Quantity
Trans Boxes	Green	Exterior Unit 4 North Side	2.5	I	2,000 SF
14" Pipe	Green	Exterior Unit 4 North Side	3.9	I	200 SF
Pipe Base Bracket	Green	Exterior Unit 4 North Side	2.3	I	200 SF
Fan Box Base Brackets (Steel Framing)	White	Exterior Fan Box Base Brackets All Steel Frames	5.6	I	480 SF
Trans Cooler Box	Green	Unit 3 Transformer	1.0	I	200 SF
All Piping Associated with Unit 3 & 4 Transformers	Green	Units 3 & 4 Transformer area	>1.0	I	450 SF
All Transformers, piping, support steel	Green	Units 1 and 2	>9.9	I	9,400 SF

CONCLUSIONS

Visual assessment of the lead based paint of the inspected equipment identified deteriorated painted surfaces on some of the components in the project area. The lead paint in poor (less than intact) condition should be stabilized or abated prior to demolition activities to prevent environmental contamination and to help reduce worker exposure from lead hazards. Disturbance to any LBP could result in increased exposure risk to workers and by-standers in and around the area of work which disturbs LBP. Activities that can cause a serious risk for airborne lead hazards include, but are not limited to, cut torching, bolt busting, sanding, saw cutting, dry scraping, and mechanical blasting that impact LBP.

CERTIFICATION AND SIGNATORY

TRC hereby certifies that the services conducted and described in this document and the findings resulting from those services reported herein have been provided in a manner consistent with the current standards of the profession and. to the best of our knowledge, comply with all federal, state, and local statutes, regulations, and ordinances.

Sincerely,
TRC Environmental Corporation

K. Heath Howard

K. Heath Howard
Industrial Hygienist

Douglas W. Coburn

Douglas W. Coburn, REA, CAC, CDPH LIA
Senior Project Manager

DISCLAIMER

The content presented in this report is based on data collected during the site inspection and survey, review of pertinent regulations, requirements, guidelines and commonly followed industry standards, and information provided by Client, their clients, agents, and representatives.

The work has been conducted in an objective and unbiased manner in accordance with applicable regulations and generally accepted practices exercised by the environmental professional community. TRC believes the data and analysis to be accurate and relevant, but cannot accept responsibility for the accuracy or completeness of available documentation or possible withholding of information of other parties.

This report is designed to aid the property owner, architect, construction manager, general contractor, and tiered subcontractors in locating ACM and LBP. This report is not intended for, and may not be utilized as a bidding document or as an abatement project specification document. The listed materials and respective locations given are specific only to those areas as it pertains to this specific project. The Scope of Services performed may not be appropriate to satisfy the needs of other users, and any use or reuse of this document or findings, conclusions or recommendations presented herein is at the sole risk of said user. TRC makes no representation regarding the extent of ACM/ACCM, and/or LBP or conditions pertaining thereto of areas located outside the scope of work. Additionally, hidden suspect materials may be present within the work area(s) that were not sampled due to accessibility limitations outside of TRC's control.

Opinions and recommendations presented herein apply to the site conditions at the time of this investigation. Changes in the conditions of this property may occur over time due to natural processes or the works of man. Revisions in the applicable standards may also occur as the result of legislation or the broadening of knowledge. Accordingly, the findings of this report could be invalidated, wholly or in part by changes beyond our control.

APPENDIX A

Asbestos Bulk Sample Results & Chain of Custody

Industrial Hygiene Laboratory
21 Griffin Road North
Windsor, CT 06095
(860) 298-6308

TRC
Results you can rely on

BULK ASBESTOS ANALYSIS REPORT

CLIENT: Environmental Remediation Services, Inc.

Lab Log #:	0043627
Project #:	215602.0000.0000
Date Received:	02/27/2014
Date Analyzed:	02/28/2014

Site: Dynegy Power Plant, 1290 Embarcadero, Morrow Bay, CA

POLARIZED LIGHT MICROSCOPY by EPA 600/R-93/116

Sample No.	Color	Homogenous	Multi-Layered	Layer No.	Other Matrix Materials		Asbestos %	Asbestos Type
A-01	White/Grey	Yes	No	--	10%	cellulose	20% 20%	Chrysotile Amosite
A-02	--	--	--	--		--	NA/PS	--
A-03	--	--	--	--		--	NA/PS	--
A-04	--	--	--	--		--	NA/PS	--
B-01	White/Grey	Yes	No	--	5%	cellulose	90%	Chrysotile
B-02	--	--	--	--		--	NA/PS	--
B-03	--	--	--	--		--	NA/PS	--
B-04	--	--	--	--		--	NA/PS	--
C-01	White	Yes	No	--		---	10% 60%	Chrysotile Amosite
C-02	--	--	--	--		--	NA/PS	--
C-03	--	--	--	--		--	NA/PS	--
D-01	Brown/Tan	Yes	No	--	40% 40%	cellulose fibrous glass	ND	None
D-02	Brown/Tan	Yes	No	--	40% 40%	cellulose fibrous glass	ND	None
D-03	Brown/Tan	Yes	No	--	40% 40%	cellulose fibrous glass	ND	None
E-01	Yellow	Yes	No	--	95%	fibrous glass	ND	None
E-02	Brown	Yes	No	--	95%	fibrous glass	ND	None
E-03	Brown	Yes	No	--	95%	fibrous glass	ND	None

Industrial Hygiene Laboratory
21 Griffin Road North
Windsor, CT 06095
(860) 298-6308

TRC
Results you can rely on

POLARIZED LIGHT MICROSCOPY by EPA 600/R-93/116

Sample No.	Color	Homogenous	Multi-Layered	Layer No.	Other Matrix Materials		Asbestos %	Asbestos Type
F-01	Blue	Yes	No	--	20%	synthetic fiber	ND	None
F-02	Blue	Yes	No	--	20%	synthetic fiber	ND	None
G-01	White	Yes	No	--	20%	synthetic fiber	ND	None
G-02	Light Yellow	Yes	No	--	20%	cellulose	ND	None
G-03	White	Yes	No	--	20%	synthetic fiber	ND	None
H-01	Light Yellow	Yes	No	--	20%	cellulose	ND	None
I-01	White	Yes	No	--	10% 10%	cellulose synthetic fiber	ND	None
I-02	White	Yes	No	--	10% 10%	cellulose synthetic fiber	ND	None
I-03	White	Yes	No	--	10% 10%	cellulose synthetic fiber	ND	None
J-01	Light Brown	Yes	No	--	10%	cellulose	ND	None
J-02	Light Brown	Yes	No	--	10%	cellulose	ND	None
B-05	White/Grey	Yes	No	--	5% 10%	cellulose synthetic fiber	ND	None
B-06	Brown	Yes	No	--	5% 10%	cellulose synthetic fiber	ND	None
B-07	White/Grey	Yes	No	--	5% 10%	cellulose synthetic fiber	ND	None
K-01	Orange/Peach	Yes	No	--	10%	cellulose	ND	None
K-02	Orange/Peach	Yes	No	--	10%	cellulose	ND	None
K-03	Orange/Peach	Yes	No	--	10%	cellulose	ND	None
L-01	Blue	Yes	No	--	10%	synthetic fiber	ND	None
L-02	Blue	Yes	No	--	10%	synthetic fiber	ND	None
M-01	White/Grey	Yes	No	--	5%	cellulose	ND	None
M-02	Grey	Yes	No	--	10% 10%	cellulose synthetic fiber	ND	None

Industrial Hygiene Laboratory
21 Griffin Road North
Windsor, CT 06095
(860) 298-6308

TRC
Results you can rely on

POLARIZED LIGHT MICROSCOPY by EPA 600/R-93/116

Sample No.	Color	Homogenous	Multi-Layered	Layer No.	Other Matrix Materials		Asbestos %	Asbestos Type
N-01	Grey	Yes	No	--	60%	fibrous glass	ND	None
O-01	White	Yes	No	--		---	10% 20%	Chrysotile Amosite
D-04	Blue	Yes	No	--	20%	synthetic fiber	ND	None
D-05	Blue	Yes	No	--	20%	synthetic fiber	ND	None
P-01	White/Grey	Yes	No	--	10%	cellulose	10% 20%	Chrysotile Amosite
P-02	--	--	--	--		--	NA/PS	--
P-03	--	--	--	--		--	NA/PS	--
Q-01	White/Grey	Yes	No	--	10%	cellulose	ND	None
Q-02	White/Grey	Yes	No	--	10%	cellulose	ND	None
R-01	White	Yes	No	--	10%	synthetic fiber	ND	None
R-02	White	Yes	No	--	10%	synthetic fiber	ND	None
R-03	White	Yes	No	--	10%	synthetic fiber	ND	None
R-04	White	Yes	No	--	10%	synthetic fiber	ND	None

Text

Reporting limit- asbestos present at 1%
ND<1% - asbestos was not detected
Trace - asbestos was observed at level of less than 1%
NA/PS - Not Analyzed / Positive Stop

Note: Polarized-light microscopy is not consistently reliable in detecting asbestos in floor coverings and similar non-friable organically bound materials. In those cases, negative results must be confirmed by quantitative transmission electron microscopy.

The Laboratory at TRC follows the EPA's Interim Method for the Determination of Asbestos in Bulk Insulation (1982), and the EPA recommended Method for the Determination of Asbestos in Bulk Building Materials (EPA/600/R-93/116), July 1993, R.L. Perkins and B.W. Harvey which utilizes polarized light microscopy (PLM). Our analysts have completed an accredited course in asbestos identification. TRC's Laboratory is accredited under the National Voluntary Laboratory Accreditation Program (NVLAP), for Bulk Asbestos Fiber Analysis, NVLAP Code 18/A01, effective through June 30, 2014. TRC is an American Industrial Hygiene Association (AIHA) accredited lab for PLM effective through October 1, 2014. Asbestos content is determined by visual estimate unless otherwise indicated. Quality Control is performed in-house on at least 10% of samples and the QC data related to the samples is available upon written request from the client.

This report shall not be reproduced, except in full, without the written approval of TRC. This report must not be used by the client to claim product endorsement by NVLAP or any agency of the U.S. Government. This report relates only to the items tested.

Analyzed by: K. Williamson
Kathleen Williamson, Laboratory Manager

Reviewed by: Amanda Parkins
Amanda Parkins, Approved Signatory

Date Issued
03/04/2014

Environmental Remediation Services, Inc.

TRC

21 GRIFFIN ROAD NORTH
WINDSOR, CONNECTICUT 06095
TELEPHONE (860) 298-9692
FAX (860) 298-6380

Edition: October 2009
Supersede Previous Edition

ASBESTOS BULK SAMPLING CHAIN OF CUSTODY

Dynegy Power Plant

LAB ID #. 43627

PROJECT NUMBER	PROJECT NAME	PARAMETERS	TURNAROUND TIME
215602	Dynegy - Morro Bay, CA 1290 Embarcadero		PLM: 8hr 24hr 48hr (3day) TEM: 24hr 48hr 3day 5day
SIGNATURE: D. Coburn	INSPECTOR: Doug Coburn		

FIELD SAMPLE NUMBER	DATE	TIME	TYPE: COMP	TYPE: GRAB	SAMPLE LOCATION	PLM EPA 600/R93/116 (POSITIVE STOP)	PLM EPA 600/R93/116 (w/ gravimetric reduction) (POSITIVE STOP)	ANALYZE BY LAYER	POINT COUNT (IF >1% & <10%)	TEM NY NOB 198.4 (IF PLM SERIES NEG)	MATERIAL
1	2-26-14				See Attached 3 page Sample Log	X		X			Analyze B-05, B-06, B-07 independent from B-01 → B-04
2											
3											
4											
5											
6											
7											
8											
9											
10											
11											
12						X		X			

60 Samples Attached

Relinquished by: (Signature)	Date:	Received by: (Signature)	Relinquished by: (Signature)	Date:	Received by: (Signature)
Douglas W. Coburn	2-26-14	Al Park 2/27/14			
(Printed) Doug Coburn	Time:	(Printed) Amanda Parkins 1130	(Printed)	Time:	(Printed)

Remarks:

Condition of Samples: OK
Acceptable: Yes ✓ No
Comments:

4, 027

TRC

ASBESTOS INSPECTION FIELD DATA SHEET

Project #: 215602
Name:
Location: Turbine House - Dynegy Morro Bay
1290 Embarcadero, Morro Bay, CA

Inspector Name and License #: Doug Coburn 92-0223
Date of Inspection: 2-25-14
Inspector Signature D. Coburn

Attach sample location drawing to ALL inspection forms

Sample #	Material Description	Material Location	Quantity (SF or LF)	Friable (NF or F)	Damage (ND, D, SD)	Photo #
A-01	White Chalky TSI with	FW HTR No 4 - Unit 1				
A-02	Canvas Jacket (Gray)	Drip Tank under No 4, U1				
A-03	w/ Tank Vessels	FW HTR No 4 - Unit 2				
A-04		Drip Tank under No 4, U2				
B-01	White Chalky TSI w	U1 FW HTR 4, Pipe				
B-02	Canvas Jacket (Gray)					
B-03	on Pipe + Fittings	U2, FW HTR 4, Pipe				
B-04						
C-01	Smooth Alum Jacket	U1 FW HTR 4, 6" OD				
C-02	on Piping over Canvas	U1 FW HTR 4, 20" OD				
C-03	w/ White Chalky Insul	U2 FW HTR 4, 20" OD				
D-01	Fiberglass Insul	U1 FW HTR, No 3 Tank				
D-02	on Paper Jacket under	U2 FW HTR No 3 Tank				
D-03	Alum Orange Peel Jacket	U2 FW HTR No 3 Elbow				
E-01	[illegible]	U1 FW HTR [illegible]				
E-02	Insulation [illegible]	U2				
E-03	Drain/Vent Line	U2				
F-01	~~[illegible]~~	20 OD Line N. side of U1 + W HTR 3 Tank				
F-02	Chalky Pipe Insul	U2				
~~F-03~~						
G-01	White Chalky Pipe	Pipe [illegible] Bottom of U2, FW HTR, No 3				
G-02	Insul	Pipe E side of U4 FW HTR, No 3				
G-03		20" Pipe N and U4 FW HTR No 4 Bottom of Vessel				
H-01	Tan Chalky Pipe	Pipe E end bottom of U1 FW HTR, No 3				
	Insul					

D. Coburn

Rec'd 2/27/14 1130 [signature]

123 Technology Drive, Irvine, CA 92618 949-727-9336 - 949-727-7399 FAX

L. 027

TRC

ASBESTOS INSPECTION FIELD DATA SHEET

Project #: 215602
Name: Dynegy Power Plant - Morro Bay
Location: 1290 Embarcadero Morro Bay CA

Inspector Name and License #: Doug Coburn #92-0223
Date of Inspection: 2-25-14
Inspector Signature: Douglas Coburn

Attach sample location drawing to ALL inspection forms

Sample #	Material Description	Material Location	Quantity (SF or LF)	Friable (NF or F)	Damage (ND, D, SD)	Photo #
I-01	White Chalky TSI	U3, FW HTR No 4 [illegible]				
I-02	on Vessel w/ Smooth	U4 FW HTR No 4 [illegible]				
I-03	Alum Jacket	U2 FW Htr No 2, Lvl 3				
J-01	White Chalky TSI	U3, FW HTR No 4 End Cap		End Cap		
J-02	on Vessel w/ Gray	U4, FW HTR No 4 End Cap				
	Chin Wire + Canvas Jacket					
B-05	White Chalky TSI w/	4" OD Line W side of U4, FW HTR No 4 Vessel				
B-06	Canvas Jacket (gray)	14" OD Line Bottom of [illegible]				
B-07	Pipes + Fittings	20" OD Line N end of U4, FW HTR, No 4 Vessel at Top				
K-01	Orange/Peach Pipe	4" OD Line, W side of U4 FW HTR No 3 Vessel				
K-02	TSI	20" OD Line to B&W Pump, Top of Unit 4 FW HTR, No 3 Vessel				
K-03	Lt	20" OD Line to Vessel U4, FW HTR No 3, North end Bottom				
L-01	Blue Chalky Pipe	20" OD Line of U2 FW HTR No 2				
L-02	Insul [redacted] Orange Peach					
	[redacted] Jacket [illegible]					
M-01	White Chalky Tank	[illegible] U2, FW HTR No 2 [illegible] Lvl 1 [illegible] Lvl 2				
	Insul w/ Gray Canvas					
	Jacket					
N-01	Gray [illegible]	[illegible] U2, FW HTR, No 1 [illegible] Lvl 1 + Lvl 2				
	w/ [illegible]					
	+ Gray Canvas Jacket					
O-01	White Chalky Pipe	Pipe 8" OD Lvl 3 @ U2, FW Htr No. 2				
	+ Fitting Insul w/					
	Lt Blue Canvas Jacket					
D-04		U1 FW HTR No 1 @ Level 2				
D-05		U1 FW Htr No 2 @ Level 2				

Rec'd 2/27/14 [signature]
1130

123 Technology Drive, Irvine, CA 92618 949-727-9336 - 949-727-7399 FAX

1,627

TRC

ASBESTOS INSPECTION FIELD DATA SHEET

Project #: 215602
Name: Dynegy Power Plant - Morro Bay
Location: 1290 Embarcadero

Inspector Name and License #: Doug Coburn
Date of Inspection: 2-25-14
Inspector Signature: Doug Coburn

Attach sample location drawing to ALL inspection forms

Sample #	Material Description	Material Location	Quantity (SF or LF)	Friable (NF or F)	Damage (ND, D, SD)	Photo #
P-01	White Chalky + Fibrous Pipe/Fitting Insulation w Canvas Wrap (Lt gray)	10" OD Pipe Top of U1 HTR 7 Drain Cooler				
P-02		12" OD Pipe Top of U2 HTR 7 Drain Cooler				
P-03		10" OD Pipe W. Side of				
Q-01	White Chalky Pipe/ Fitting Insulation w Gray Canvas Jacket	Bsmt. U3, HTR 7, Drain Cooler on 10" OD Pipe, Bottom				
Q-02		U4,				
R-01	White Chalky TSI Pipe Insulation Smooth Aluma Jacket	Bsmt U4 HTR 7, Drain Cooler on 12" OD Pipe, W. Side of Vessel				
R-02						
R-03						
R-04			4" OD			

Rec'd 2/27/14 1130

123 Technology Drive, Irvine, CA 92618 949-727-9336 - 949-727-7399 FAX

APPENDIX B

Lead XRF Test Results

XRF DATA FORM

DATE	SITE	INSPECTOR	PROJECT #	PAGE
3/3/14	Dynegy Morro Bay	Doug Caburn	215602	1 OF 8

Used RMD-LPA-1

Sample ID	Area/Room	Component	Substrate	Color	Side	Result	Note
C-1	Calib	—	1.0	Standard		1.0	9:01 AM
C-2	↓	—	↘	↘	↘	1.0	—
C-3	↓	—	↘	↘	↘	1.0	—
1	FL 1, U1 condenser North Outlet	Face/Cap	M	Blue	E	-0.1	
2	North Cond	Hatch Door	↓	↓	↓	-0.2	
3	North Cond	Door Swing	↓	↓	↓	4.8	Hot
4	South Cond	Face	↓	↓	↓	-0.5	
5	South Cond	Hatch Dr	↓	↓	↓	1.0	Hot
6	↓ South Cond	Door Swing	↓	↓	↓	5.0	Hot
7	U1 Drain Cooler HTR 7	S. End Cap	↓	Grn	S	2.8	↓
8	↓	Cap Ring	↓	↓	↓	4.6	↓
9	So end	Pipe Bottom	↓	↓	↓	2.8	↓
10	N. end	HTR 7 Wall	↓	↓	N	2.8	↓
11	↓	Bottom Support	↓	↓	N	2.1	↓
12	U2 Drain Cooler HTR 7 So End	Cap	↓	↓	S	1.0	↓
13	↓ ↓	Cap Ring	↓	↓	↓	1.0	↓
14	↓	Top Pipe Flange	↓	↓	↓	-0.4	
15	↓	Tank Wall	↓	↓	↓	4.7	Hot
16	↓ ↓	Bottom Pipe	↓	↓	↓	-0.3	

XRF DATA FORM

DATE 3/3/14 | SITE Dynegy Morro Bay | INSPECTOR D. Coburn | PROJECT # 215602 |

Level 1

Sample ID	Area/Room	Component	Substrate	Color	Side	Result	Note
17	U2 Drn Cooler HTR 7 So. End	Base Support	M	Grn	S	1.0	Hot
18	10" Pipe	Bottom Pipe		Grn	S	-0.4	
19	U2 Condenser 1st Floor	N. Face		Blue	W	-0.4	
20		Door Housing			W	-0.4	
21		Door Swing			W	2.0	Hot
22		S. Face			W	-0.4	
23		Door Housing Plate Bolts			W	2.3	Pos
24					W	1.0	
25	U1 Condenser E	Plate Bolts			E	-0.4	
26		Cat Walk		Beige	E	-0.7	
27		Rail			W	-0.6	
28	U2 Condenser, W	Cat Walk			W	-0.6	
29		Rail			W	-0.5	
30	2 BCW Ht Ex	Flange Bolts		Grn	S	1.0	Pos
31		End Cap				-0.1	
32		Tank				1.0	Pos
33	1 BCW Ht-Ex	Flange Bolts		None	S	-0.7	
34		End Cap		None		-0.7	
35		Tank		Grn		1.0	Pos

XRF DATA FORM

DATE	SITE	INSPECTOR	PROJECT #	PAGE
3/3/14	Dynegy Morro Bay	Doug Coburn	215602	3 OF 8

Level 1

Sample ID	Area/Room	Component	Substrate	Color	Side	Result	Note
36	1st Fl 2 BCW Ht Ex	Bottom Legs	M	Grn	~~S~~	-0.1	
37	1 BCW Ht Ex				N	-0.1	
38	SW out outlet	12" Pipe	Bolts	Wht	S	>9.9	Pos Pipe Connected to Heat Ex are Pos LBP
39	2 BCW Ht Ex SW inlet	12" pipe	Bolts	Wht	S	1.8	Pos
40	4 BCW Ht Ex	Flange Bolts		Green	S	-0.3	
41		End Cap			S	-0.5	
42		Tank			E	-0.5	Blue Connector -0.8 Neg
43		Legs Support			S	-0.3	
44	3 BCW Ht Ex	Flange Bolts			S	-0.5	
45		End cap			S	-0.5	
46		Tank			E	2.2	Pos
47		Legs Support			S	-0.5	
48	3/4 BCW Ht Ex	12" Pipes		Wht	S	3.8	Pipes 12" connected to ~~3/4 BCW Ht Ex are Pos~~ LBP
49					S	4.5	
50	3	Distilled Water 4" Pipe				1.0	Pos, near Col L-8 1st FL
51	DB Condenser Unit 2	Face Bolts		Blu	E	4.6	Pos C+7 FW Htr on Cond 2 No Access
52		Partal Bolts			E	6.8	Pos
53	U1 Condenser	Face Bolts			W	2.6	Pos
54		Portal Bolts			W	5.1	Pos

XRF DATA FORM

DATE	SITE	INSPECTOR	PROJECT #	PAGE 4 OF 8
3/3/14	Dynegy Morro Bay	D. Coburn	215602	

Level 1

Sample ID	Area/Room	Component	Substrate	Color	Side	Result	Note
55	U3 Condenser	Face Bolts N	M	Blu	~~E~~ E	>9.9	Pos
56		Face Bolts S		Blu	~~E~~ E	>9.9	Pos
57		Stair Rail		None	~~E~~ E	-0.5	
58	U4 Condenser	Face Bolts N		Blu	W	>9.9	Pos
59		Face Bolts S		Blu	W	>0.9	Pos
60		Stair Rail		None	W	-0.3	
61		Face Bolts N		Blu	E	>9.9	Pos
62		Face Bolts S		Blu	E	>9.9	Pos
63	U4 FW ATR No 7 Lvl2	E Face Bolts		Silv	E	>9.9	Pos
64		12" Pipe/Bolts		Wht	E	3.6	Pos
65		Cat Walk Beam		Lt Gray	E	5.3	Pos
66		Cat Walk Rail		None	E	-0.3	
C-4	Calib	1.0 Standard				1.0	12:10
C-5						1.0	
C-6						1.0	
C-7						1.0	1:05 after Lunch
C-8						1.0	
C-9						1.0	

XRF DATA FORM

DATE 3/3/14 | SITE Dynegy Morro Bay | INSPECTOR Doug Coburn | PROJECT # 215602 |

Sample ID	Area/Room	Component	Substrate	Color	Side	Result	Note
67	U1 FW HTR 5,6,7	Face Cap/ Bolts	M	Sil	E	1.0	Pos
68	U2 FW HTR 5,6,7	↓	↓	↓	W	5.1	Pos
69	U1 FW HTR No 4 Top	Bolts/ Flange		Silv	S	-0.8	End Cap Covered By Insul Blanket
70	↓ ↓ Bottom	↓		↓		-0.3	
71	↓ ↓	Tank legs				-0.5	
72	U2 FW HTR No 4 Top Pipes Bottom	Bolts Flange		Silv		-0.3	End Cap Covered by TSE
73	↓ ↓	↓		Red		-0.6	Blanket
74	↓ ↓	Tank Legs		Lt gray		-0.6	
—	— —	↳	↳	Lt	—	—	—
75	U1 FW HTR No. 3	Anchor Flange	M	Wht	S	-0.5	
76	↓ ↓	Tank Leg		Lt Gray	E end	-0.4	
77	U2 FW HTR No 3	Anchor Flange		Red	W. end	-0.5	
78	↓ ↓	Tank Leg		Red	W end	-0.5	
79	U3 FW HTR No 3 Relief Valve	Flange Bolts		Silv	Top	1.0	Pos
80	↓ ↓	Tank Legs		Wht	Bottom	0.1	
81	U3 FW HTR No 4 Relief Valve	Flange Bolts		Silv	Top	1.0	Pos
82	↓ ↓	Tank Legs		Lt Grn	Bottom	>9.9	Pos
—	U2 FW HTR	End Cap		Silv	E. end	Assume	Not Accessible LBP
—	5,6,7	Bolts	↓	↓	↓	↓	↓

1st Level

2nd Level

↳ above Condenser

XRF DA[illegible] FORM

DATE 3/3/14 | SITE Dynegy Morro Bay | INSPECTOR Doug Coburn | PROJECT # 215602 | PAGE 6 OF 8

Sample ID	Area/Room	Component	Substrate	Color	Side	Result	Note
83	U3, FW HTR No 7	End Cap Bolts	M	Silv	W	>9.9	Pos No 5+6 Not Accessible
84	Catwalk above Cond U3 on West	I Beam	M	Lt Gray	N	>9.9	Pos
85	U3 FW HTR No 7 W. end, N. side	14" Pipe	M	Wht	N	4.3	Pos Flaking
86	↓ ↓	Cat Walk rail	M	None	N	-0.3	
87	U2, FW Htr 567 Top of Cond 2	Face Cap Bolts		Silv	E	Assume	No Access
88	U4, FW HTR No 4	Flange Bolts		Silv	Top	-0.7	
89	↓ ↓	Tank Legs		Lt Grn	Bottom	>9.9	Pos
90	U4 FW HTR No 3	Tank Legs		Red	Bottom	-0.7	
91	U3,7 HTR Drain Cooler	End Cap Bolts		Wht	E	1.0	Pos All Metal Coated
92	↓ ↓	18" Pipe		/	E Bottom	1.0	Comp: are LBP on U3 7 HTR Drain Cooler
93	Relief Valve	Flange Connector		Wht	Top Ctr	2.7	
94	↓ ↓	Tank		/	N Ctr	1.0	
95	↓ ↓	Tank Legs		/	W	2.4	
96	U3 BCW HT Ex No 3	End Cap		Blu	S end	-0.7	
97	↓ ↓	Top Pipe Flange		Yel	S. end	2.8	Pos
98	↓ ↓	Tank		Lt Grn	W Ctr	6.5	
99	U3 BCW HTER No 6	End Cap		~~Blu~~ Blu	S S	-0.7	OK
100	↓ ↓	Tank		Lt Grn	N	6.2	Pos
101	↓ ↓	Lt Grn Tank Legs		Tank Legs	S end	7.2	Pos

1 2nd Lvl ↓ Bsmt Lvl ↓

XRF DATA FORM

DATE	SITE	INSPECTOR	PROJECT #	PAGE
3/3/14	Dynegy Morro Bay	Doug Coburn	215602	7 OF 8

Sample ID	Area/Room	Component	Substrate	Color	Side	Result	Note
102	U4 BCW HT EX No7	End Cap	M	Blu	S	-0.7	
103		Tank		Lt Grn	N ctr	7.6	Pos
104		Tank Legs		↓	S. end	7.6	Pos
105		Pipe Flange		Yel	N. end	6.2	Pos
106	U4 BCW HT EX No 8	End Cap		Blu	S. end	-0.5	
107		Tank		Lt Grn	S.	7.5	Pos
108		Pipe		↓	Top N. end	6.1	
109	U4 7 HTR Drain Cooler	End Cap Bolts		Wht	N end	1.0	Pos
110		18" Bottom Pipe			N. end	3.3	
111		Tank			W Side Ctr	1.0	
112		Tank Legs			N end	1.0	
113	U4 Ext N. Side	Trans 1 Cooler		Wht	N	-0.5	
114		Trans 2 Cooler		↓		0.0	
115		Trans Box		Green		2.5	Pos
116		↓				3.1	
117		14" Pipe				3.9	
118		Pipe Base Bracket				2.3	
119	N. Fan Box U4	White		wht		-0.7	
120		Fan Box Base Brackets		Wht		5.6	Pos

Bsmt → Ext

All Painted Comp are LBP

XRF DA FORM

DATE 3/3/14 SITE Dynegy Morro Bay INSPECTOR Doug Coburn PROJECT # 215602 PAGE 8 OF 8

Sample ID	Area/Room	Component	Substrate	Color	Side	Result	Note
121	U3 Transformer		M	Grn	N	0.3	
122	Trans	Cooler Box	↓	↓	↓	1.0	Pos
123		Piping				Pos	>1.0
124,125	U1+U2					>9.9	Pos
126	Transformers		↓	↓	↓		
C-10	Calibration	1.0	Standard			1.0	4:04 PM
C-11	↓	↓	↓	↓		1.0	↓
C-12	↓	↓	↓	↓		1.0	↓

APPENDIX C

Consultant Certifications

Waste Manifest

Hartley, Ninah R

From: Karin Stewart-Harmon <Karinh@ersi-usa.com>
Sent: Tuesday, October 14, 2014 2:38 PM
To: Schellentrager, Judy
Cc: Hartley, Ninah R; David Blackbird; Beatriz B
Subject: Asbestos Removal Table and Dates
Attachments: Asbestos Removal Table.xlsx

Attached is the Asbestos removal Table. Removal was based on the revised survey dated July 8, 2014 by TRC

As discussed there are three status updates.

1)Removed
2) In area but not removed
3)Tested and not removed

The dates that work was performed is as follows:

Unit 1-	4/15/14
Unit 2 -	5/1/14 and 7/23/14
Unit 3-	7/29/14
Unit 4-	7/30/14 & 7/31/14

Please let me know if you have further questions.

Have a great day!!

Karin

Karin Stewart- Harmon, MBA
Director Business Development, West Coast
Environmental Remediation Services, Inc. ERSI
16395 Chino Corona
Chino, CA 91708
909-606-4225
Cell 818-398-6222
www.ersi-usa.com
http://www.linkedin.com/in/karinstewart

Morro Bay Power Plant Asbestos Survey

ID	Material	Location	Lineal Feet	Square Feet	Status*
O	5" OD Pipe Insulation, White, Chalky w/ Light Blue Canvas Jacket	Unit 1, FW Heaters Nos. 1 & 2; Unit 2 FW Heaters Nos. 1 & 2, on Level 3	40		Remove
S	Tank Patch Insulation White, Chalky w/ Black Asphalt Jacket Painted Gray	Unit 1, FW Htr No. 2, Level 3	60		In Area but not removed
U	White Chalky Pipe and Insulation with Gray Canvas Jacket	Unit 1, FW Htr No. 2, Riser Pipe on South Side, Levels 2 and 3		150	Remove
BB	16" Valve Fitting Insulation, Light Grey	Between Levels 1 & 2, at Bottom of Platform for Unit 1, FW Htr No. 1, off SW Side	20		Tested
GG	Pump Box Insulation, Lt Grey Chalky and Fibrous w/ Canvas Jacket	Unit 1, FW Htr No. 2, East Side		4	Remove
HH	White, Chalky Pipe & Elbow Insulation w/ Canvas Jacket	16" OD Pipes at base of Unit 2, FW Htrs Nos. 1 & 2	20		Remove
II	16" OD White, Chalky Pipe Insulation w/ Canvas Jacket & Goop	Base of Unit 2, FW Htr No. 2, Pipe Line SW of Tank at Base and Valves	16		Remove
II	6" and 14" OD White, Chalky Pipe Insulation w/ Canvas Jacket (Patches)	At Unit 2, FW Htr No. 2, Level 2 on North and West Sides of Vessel	16		Remove
LL	Tank End-Cap Insulation, Off White, Chalky w/ Blue Painted Asphalt Goop Jacket	Unit 2, FW Htr No. 2, Top Lid		18	Remove
NN	14" Pipe Insulation Patch	Level 2, Unit 2, FW Htr No. 2, Piping on NW side of at Tank	4		Tested
OO	12" OD White, Chalky Pipe Insulation w/ Canvas Jacket	Piping Located North of Unit 1, FW Htr 5,6,7	8		Tested
PP	White, Chalky Tank Insulation w/ Canvas Jacket	Unit 1, FW Htr 5,6,7 on East end of Tank		36	Tested
QQ	White, Chalky Tank Insulation w/ Canvas Jacket	Unit 2, FW Htr 5,6,7 on West end of Tank		36	Tested
RR	12" OD White, Chalky Pipe Insulation w/ Canvas Jacket	Piping Located North of Unit 2, FW Htr 5,6,7, West end of Tank	8		Tested
SS	24" OD White, Chalky Pipe Insulation w/ Canvas Jacket (Extraction)	Piping Located Above Unit 2, FW Htr 5,6,7, West end of Tank	8		Tested
TT	24" OD White, Chalky Pipe Insulation w/ Canvas Jacket (Extraction)	Piping Located Above Unit 1, FW Htr 5,6,7, East end of Tank	8		Tested
VV	16", 12", 10", 8" Pipe Insulation, White, Chalky w/ Canvas Jacket	Pipes Connecting to Unit 2, FW Htr 5,6,7 on East end of Tank	24		In Area but not removed
VV	12" OD Pipe Insulation, White, Chalky w/ Canvas Jacket	Pipes at West End of Unit 3, FW Htr Tank No. 7	16		In Area but not removed

Morro Bay Power Plant Asbestos Survey

ID	Material	Location	Lineal Feet	Square Feet	Status*
WW	Tank Insulation, White, Chalky w/ Canvas Jacket	Unit 2, FW Htr 5,6,7, East End of Tank		36	Remove
XX	Tank Insulation, White, Chalky w/ Canvas Jacket	Unit 3, FW Htr No. 7, West End of Tank		36	Remove
AAA	6" & 12" Pipe Insulation, White, Chalky w/ Smooth Aluminum Jacket	Piping at West End of Unit 3, FW Htr No. 5	12		Remove
CCC	18" OD Pipe Elbow Insulation, White, Chalky w/ Canvas Jacket	End of FW Htr No. 5, Between Tan	8		Remove
EEE	Tank Insulation, Off White, Chalky w/ Canvas Jacket	Unit 4, FW Htr No. 7 at East End of Tank		36	Remove
FFF	12" Pipe Insulation, Off White, Chalky w/ Canvas Jacket & Smooth Aluminum Jacket	North and Bottom Sides of Unit 4, FW Htr Tank No. 7 at East End	12		In Area but not removed
GGG	12" & 16" Off White Pipe Fitting Insulation w/ Canvas Jacket	Piping Connected to Unit 4, FW Htr Tanks 5, 6, 7 on East End of Tank	30		In Area but not removed
III	Off White Tank Insulation w/ Canvas Jacket Gray	Small Tank Above Unit 4, FW Htr Tank No. 7 at East End Unit, Applied to the Western Segment of the Tank		20	In Area but not removed
LLL	6" OD Pipe Insulation, Off White, Chalky w/ Smooth Aluminum Jacket	East End of Unit 4 Condenser, 4' East of Condenser, approx. 7' High	30		In Area but not removed
MMM	8" OD Pipe Insulation w/ Aluminum Jacket	East End of Unit 4 Condenser, 4' East of Condenser, approx. 9' High	30		In Area but not removed

		TOTAL	Linneal Ft	Square Ft
Remove	material to be removed		112	280
Area	material in work area to remain in place		202	20
Tested	material tested for asbestos as part of original work scope and to be left in place		56	72

ERSI

WASTE MANIFEST

DYNEGY MORRO BAY, LLC

MORRO BAY POWER PLANT

1290 EMBARCADERO BLVD.

MORRO BAY, CA 93442

ERSI
16395 Chino Corona Road * Chino, CA 91708 * Tel. (909) 606-4225 Fax (909) 606-4227

RECEIVED SEP 22 2014

Please print or type. (Form designed for use on elite (12-pitch) typewriter.)

Form Approved. OMB No. 2050-0039

UNIFORM HAZARDOUS WASTE MANIFEST	1. Generator ID Number	2. Page 1 of	3. Emergency Response Phone	4. Manifest Tracking Number
	[illegible]	1	(909) [illegible]	[illegible] GBF

GENERATOR

5. Generator's Name and Mailing Address
[illegible] Chevron Corp R&
[illegible] Marketing
Generator's Phone: [illegible] CONTRACT

Generator's Site Address (if different than mailing address)
[illegible] Embarcadero Road
Morro Bay CA

6. Transporter 1 Company Name
BDC SPECIAL WASTE SERVICES

U.S. EPA ID Number
CAR000104151

7. Transporter 2 Company Name

U.S. EPA ID Number

8. Designated Facility Name and Site Address
GENERAL MARINE MANAGEMENT (HI) INC AZUSA
2525 E OLD ROCKING ROAD
KEARNEYSVILLE, WV 25430
Facility's Phone: (909) 822-3954

Land Reclamation
1211 W. Gladstone
Azusa Ca 91702

U.S. EPA ID Number
CAT000646117

9a. HM	9b. U.S. DOT Description (including Proper Shipping Name, Hazard Class, ID Number, and Packing Group (if any))	10. Containers No.	10. Containers Type	11. Total Quantity	12. Unit Wt./Vol.	13. Waste Codes
X	1. R.Q. ASBESTOS, 9, NA 2212, PG III	1	[illegible]	2 C	Y	151
	2.					
	3.					
	4.					

14. Special Handling Instructions and Additional Information
BDC SPECIAL WASTE SERVICES 1211 W.GLADSTONE ST. AZUSA, CA 91702 (626)969-1384
SCAQMD 21865 E.COPLEY DR. DIAMOND BAR, CA. 91789 (909)396-2000
(ERG#171)Asbestos Removal Requirement 40CFR61(Banned,Sealed&Labeled). CA 30454-50

15. GENERATOR'S/OFFEROR'S CERTIFICATION: I hereby declare that the contents of this consignment are fully and accurately described above by the proper shipping name, and are classified, packaged, marked and labeled/placarded, and are in all respects in proper condition for transport according to applicable international and national governmental regulations. If export shipment and I am the Primary Exporter, I certify that the contents of this consignment conform to the terms of the attached EPA Acknowledgment of Consent.
I certify that the waste minimization statement identified in 40 CFR 262.27(a) (if I am a large quantity generator) or (b) (if I am a small quantity generator) is true.

Generator's/Offeror's Printed/Typed Name	Signature	Month	Day	Year
A. KALBOSKY	[signature]	8	12	14

INTL

16. International Shipments ☐ Import to U.S. ☐ Export from U.S. Port of entry/exit:
Transporter signature (for exports only): Date leaving U.S.:

TRANSPORTER

17. Transporter Acknowledgment of Receipt of Materials

Transporter 1 Printed/Typed Name	Signature	Month	Day	Year
[illegible]	[signature]	8	12	14
Transporter 2 Printed/Typed Name	Signature	Month	Day	Year

18. Discrepancy

18a. Discrepancy Indication Space ☐ Quantity ☐ Type ☐ Residue ☐ Partial Rejection ☐ Full Rejection

Manifest Reference Number:

DESIGNATED FACILITY

18b. Alternate Facility (or Generator) U.S. EPA ID Number

Facility's Phone:

18c. Signature of Alternate Facility (or Generator) Month Day Year

19. Hazardous Waste Report Management Method Codes (i.e., codes for hazardous waste treatment, disposal, and recycling systems)

1.	2.	3.	4.
H132			

20. Designated Facility Owner or Operator: Certification of receipt of hazardous materials covered by the manifest except as noted in item 18a

Printed/Typed Name	Signature	Month	Day	Year
[illegible]	[signature]	8	19	14

EPA Form 8700-22 (Rev. 3-05) Previous editions are obsolete.

DESIGNATED FACILITY TO GENERATOR STATE (IF REQUIRED)

Please print or type. (Form designed for use on elite (12-pitch) typewriter.)

Form Approved. OMB No. 2050-0039

UNIFORM HAZARDOUS WASTE MANIFEST	1. Generator ID Number	2. Page 1 of 1	3. Emergency Response Phone (800) 451-8346	4. Manifest Tracking Number 000351586GBF

5. Generator's Name and Mailing Address — Generator's Site Address (if different than mailing address)

CONTACT:

Generator's Phone:

6. Transporter 1 Company Name — U.S. EPA ID Number

BDC SPECIAL WASTE SERVICES — CAR000161891

7. Transporter 2 Company Name — U.S. EPA ID Number

8. Designated Facility Name and Site Address — U.S. EPA ID Number

CHEMICAL WASTE MANAGEMENT-KETTLEMAN
35251 OLD SKYLINE ROAD
KETTLEMAN CITY, CA 93239 — CAT000646117

Facility's Phone: (800) 992-9294

9a. HM	9b. U.S. DOT Description (including Proper Shipping Name, Hazard Class, ID Number, and Packing Group (if any))	10. Containers No.	10. Containers Type	11. Total Quantity	12. Unit Wt./Vol.	13. Waste Codes		
X	1. R.Q. ASBESTOS, 9, NA 2212, PG III		M/A		Y	151		
	2.							
	3.							
	4.							

14. Special Handling Instructions and Additional Information

BDC SPECIAL WASTE SERVICES 1211 W.GLADSTONE ST. AZUSA, CA 91702 (626)969-1384

SCAQMD 21865 E.COPLEY DR. DIAMOND BAR, CA. 91789 (909)396-2000
(ERG#171)Asbestos Removal Requirement 40CFR61(Bagged,Sealed&Labeled)

15. GENERATOR'S/OFFEROR'S CERTIFICATION: I hereby declare that the contents of this consignment are fully and accurately described above by the proper shipping name, and are classified, packaged, marked and labeled/placarded, and are in all respects in proper condition for transport according to applicable international and national governmental regulations. If export shipment and I am the Primary Exporter, I certify that the contents of this consignment conform to the terms of the attached EPA Acknowledgment of Consent.
I certify that the waste minimization statement identified in 40 CFR 262.27(a) (if I am a large quantity generator) or (b) (if I am a small quantity generator) is true.

Generator's/Offeror's Printed/Typed Name — Signature — Month 12 Day 12 Year 14

16. International Shipments ☐ Import to U.S. ☐ Export from U.S. Port of entry/exit:
Transporter signature (for exports only): Date leaving U.S.:

17. Transporter Acknowledgment of Receipt of Materials

Transporter 1 Printed/Typed Name — Signature — Month 12 Day 12 Year 14

Transporter 2 Printed/Typed Name — Signature — Month Day Year

18. Discrepancy

18a. Discrepancy Indication Space ☐ Quantity ☐ Type ☐ Residue ☐ Partial Rejection ☐ Full Rejection

Ticket #

Manifest Reference Number:

18b. Alternate Facility (or Generator) — U.S. EPA ID Number

194757 — Ticket #

Facility's Phone: 194758

18c. Signature of Alternate Facility (or Generator) — Month Day Year

19. Hazardous Waste Report Management Method Codes (i.e., codes for hazardous waste treatment, disposal, and recycling systems)

1. H130 2. 3. 4.

20. Designated Facility Owner or Operator: Certification of receipt of hazardous materials covered by the manifest except as noted in item 18a

Printed/Typed Name — Signature — Month Day Year

GENERATOR — TRANSPORTER INTL — TRANSPORTER — DESIGNATED FACILITY

EPA Form 8700-22 (Rev. 3-05) Previous editions are obsolete.

TRANSPORTER'S COPY

WASTE MANAGEMENT

Azusa Land Reclamation
1211 W. Gladstone St.
Azusa, CA, 91702
Ph: 626-224-9127

Original
Ticket# 510919

stomer Name WM BDC WM BDC
cket Date 08/14/2014
yment Type Credit Account
nual Ticket#
uling Ticket#
ute
ate Waste Code 151
nifest 000351586BBF
stination
)

Carrier BDC WM BDC
Vehicle# 412569 Volume 40.0
Container
Driver
Check#
Billing # 0000025
Gen EPA ID
VehicleLicense: BL54189
Generator 144-VARIOUS VARIOUS LOCATIONS
Profile CA3O4450 (ASB FRIABLE^WM BDC)

	Time	Scale	Scale Attendant	Inbound		
1.	08/14/2014 16:06:06	Scale 2	ATORRE14		Gross	33040 lb
it	08/14/2014 16:12:01	Scale 3	ATORRE14		Tare	28560 lb
					Net	4480 lb
					Tons	2.24

mments

oduct	LD%	Qty	UOM	Rate	Tax	Amount	Origin
Asb Friable-Each-A	100	1	Each				LA

Ticket#
194757

Total Tax
Total Ticket

Ticket#
194758

rivers Signature:

WM

BDC SPECIAL WASTE SERVICES

A WASTE MANAGEMENT COMPANY

1211 W. GLADSTONE ST. · AZUSA, CALIFORNIA 91702
(800) 221-4232 · (626) 969-1384 · FAX (626) 334-3386

SERVICE ORDER

ORDER DATE/TIME:	CUSTOMER: EASI	PHONE #:	ORDER PLACED BY:
SERVICE DATE/TIME: 8-0-14	JOB NAME	GENERATOR:	
SERVICE ADDRESS: 1290 EMBARCADERO	MAP PAGE:	ADDRESS:	
CITY, STATE, ZIP CODE: MOLE BAY		CITY, STATE, ZIP CODE:	
SITE CONTACT:	SITE PHONE #:	GEN. CONTACT:	GEN. CONT. PHONE #:
SITE PAGER #	JOB # / P.O.#	E.P.A. I.D.#	B.O.E. #

ADDITIONAL SITE INFORMATION:

Cube Van ☐ Roll-Off ☑ Semi ☐

SERVICES REQUESTED: 40 2 [illegible]

	BIN #	SIZE	BIN #	SIZE
DEL				
P/U	8067	40	8097	40

MANIFESTED BY:	DISPOSAL BILLED TO: BDC☐ CUSTOMER ☐	PROFILE #	MANIFEST #	QTY.	MANIFEST #	QTY.
			00035586	25	EMPTY	

PLACARDS # ☐ YES ☐ NO	LABELS ☐ YES ☐ NO	BIN LINERS REQUIRED ☐ YES ☐ NO	TSDF/WASTE TYPE	TSDF/WASTE TYPE
			AL	

Additional Load Ticket:	TSDF
Additional Load Ticket:	TSDF

DRIVERS NAME: [illegible]

UNIT #	TRAILER #
12416	730419

SERVICES PERFORMED:
Document all stand-by times!

CONTAINER INSPECTION
YOU MUST WEAR YOUR RESPIRATOR ANYTIME YOU HAVE TO GO INSIDE OF THE BOX TO CLEAN IT OR LINE IT!

BIN NUMBERS:	DEL's		P/U's 8067	P/U's 8097
Do all doors, lids and binders work properly?			Y	Y
Is the inside of the container clean and free of holes?			Y	Y
Is there graffiti on the container?			N	N
Are there BDC SWS stickers on all four sides?			Y	Y

[illegible] 2 40 R/T

Total Stand By Hours:

Start Time:	Leave Yard:	Job Site Arrival:	Job Site Depart:	Disposal Arrival:	Disposal Depart:	Yard Arrival:	Stop Time:	Break Time:	TOTAL HOURS:
AM 4:00 PM	AM PM	AM 6:30 PM	AM 11:00 PM	AM PM	AM PM	AM PM	AM PM	AM PM	

DAY 2 Date:		DRIVERS NAME:			UNIT #		TRAILER #		TOTAL HOURS:
AM PM	AM PM	AM PM	AM PM	AM PM	AM PM	AM PM	AM PM	AM PM	

CUSTOMER SIGNATURE [signature]

CONTRACTOR